PARCO, INC.

T-SLOT INNOVATIONS

Structural Aluminum Framing & Components

Tubular Framing & Components



1-800-817-0617

www.parco-inc.com

Rev. 2022

Welcome to Parco!

WHY CHOOSE PARCO T-SLOTTED ALUMINUM EXTRUSION FOR YOUR NEEDS?

- ✔ Corrosion resistant
- ✔ Lightweight
- ✔ High strength-to-weight ratio
- ✔ Non-magnetic
- ✔ Aesthetically pleasing





- ✔ Precise Tolerances
- ✔ No welding = no heat stress or warping
- ✔ Easy to configure and re-configure
- ✔ Vibration proof fastening with the drop lock feature



100% interchangeable with all existing fractional 1”, 1.5”, metric 30mm, 40mm, and 45mm extrusion profiles.

PARCO, INC’S FULL LINE OF CATALOGS

Parco’s Solutions, Kwik Tube Framing System, and Pre-Engineered Safety guarding catalogs are available upon request. These catalogs show our full line Kwik Tube, Pre-Engineered Safety Guarding, and extrusion & components.

Call for local support from distributors in your area.



Serving customers of all sizes, from Fortune 500 companies to the “one-man shop”.

FEDERAL MOGUL · GE · ALCOA · Lilly · GM · Abbott · zimmer Confidence in your hands

100% interchangeable with all existing fractional 1”, 1.5”, metric 30mm, 40mm, and 45mm extrusion profiles.

Download all of our catalogs from www.parco-inc.com

Parco: Your T-Slot Innovation Provider!



Our demonstration van lets us bring our product to you.

Call today to set up an appointment!

1-800-817-0617



Parco's experienced team of CAD designers can bring your ideas to life. Our custom design service is free to our customers. We stand behind our products 100%. If it's not right, we'll make it right. Guaranteed.





When your design is finished, our manufacturing team will build it to your exact specifications. Depending on your needs, your finished product will arrive fully assembled, as a kit with easy-to-follow assembly instructions, or be delivered and installed by our team of professionals.



Nobody does T-slotted aluminum extrusion the way Parco, Inc. does it. After all, Parco employees have more than 50 years of experience, combined, in fabricating it and putting it to work in uniquely designed and engineered product applications. You'll find Parco's innovative T-slotted aluminum extrusion products used by all kinds of customers in all kinds of industries.

Business at Parco, Inc. revolves around T-slotted aluminum extrusion – its design, fabrication, and use in innovative products we custom-create for the manufacturing, automotive, and medical industries.

JUST WHAT KIND OF SOLUTIONS DO OUR PRODUCTS PROVIDE?

The primary advantages of our T-slot solutions include:

- Optimal productivity
- Increased operating efficiency and safety
- Improved workplace environments

Our customers also like the fact that all of our products are 100% interchangeable with 80/20's fractional and metric aluminum extrusion profiles as well as Bosch's aluminum structural framing strut and Item T-slotted extrusions, allowing you to match any existing products that you may come across.

Parco, Inc. has over 80 aluminum extrusion profiles and over 2500 T-slot components that our customers can either purchase individually, as pre-machined kits, or in fully assembled, finished products.

FREE ENGINEERING AND DESIGN SERVICES

We also offer free engineering and design services, courtesy of our dedicated engineering staff. Just send them the details of your project, and they'll provide you with a free quotation. They'll create a CAD drawing of your design, too, and send it to you as a PDF file to ensure that every detail is covered. Upon request, they can even provide you with 3D drawings.

And the finished product? We can assemble it professionally for you, once you've approved the final design. Or we can send it in kit form along with a tagged drawing you can use to assemble the product yourself onsite.

Have questions? Ready to send your product design? Need a quote? Want to order? Great! Just contact Parco, Inc. You can also reach us at 800-817-0617 or at sales@parco-inc.com. We've got the extrusion solutions you're looking for. That's just who we are!

www.parco-inc.com



100% Satisfaction Guarantee

INTRODUCTION

Business at Parco, Inc revolves around t-slotted aluminum extrusion - its design, fabrication, and use in innovative products we custom create for the manufacturing, automotive, medical industries, and beyond. “T-slot” refers, of course, to the shape of our extrusions. It’s this shape that adds strength, allowing the use of lighter-weight aluminum rather than steel in the creation of various structures. It’s this shape that makes assembling those structures much faster and easier than assembling steel structures. All you have to do is insert a t-nut and fastener into a t-slot and tighten. Unlike steel, no welding or grinding is required. You can put your structure together with nothing more than a few simple hand tools!

Though we were founded as Parco, Inc in 2001, our collective t-slotted aluminum extrusion experience goes back more than 50 years. Clients appreciate the depth of our industry knowledge and the extent of our capabilities. They’ve come to depend upon the versatility, strength, and aesthetic appeal of the t-slot solutions we provide them.

Parco Inc. is your best alternative for t-slotted aluminum extrusion solutions. All of our products are 100% compatible and interchangeable with 80/20’s fractional and metric aluminum extrusion profiles as well as Bosch’s aluminum structural framing strut and item t-slotted extrusions, allowing you to match any existing products that you may already have. Parco Inc. has over 80 aluminum extrusion profiles and over 2,500 t-slot components that our customers can either purchase individually, in pre-machined kits, or as fully assembled, finished products.

We also offer free engineering and design services, courtesy of our dedicated engineering staff. Just send details of your project and they will provide you with a free quotation. They’ll create a CAD drawing of your design, too, and send it to you as a PDF file to ensure that every detail is covered. Upon request, they can even provide you with 3D drawings. The finished product will then be delivered to you per your request. Your satisfaction is guaranteed.



Quick to Install

Insert a t-nut and fastener into a t-slot and tighten. It’s that simple. No welding or grinding required. All you need to put together your Parco design is a few simple hand tools.

Easy to Modify

T-slotted aluminum extrusion is, by it’s very nature, easy to modify. If you find that your current structure no longer meets your needs, simply reconfigure what you currently have and add any required extras.

Long Lasting

Aluminum is more corrosion resistant than steel and does not rust. It is also incredibly strong and durable for most applications.

PRODUCT WARRANTY

All Parco, Inc. products are guaranteed to be free of actual defect in material and workmanship for (1) full year from the date product was shipped from the factory. This warranty is limited to replacing or repairing, at Parco’s option, F.O.B. Parco, Inc, any part which, upon Parco inspection, is found to have a defect in material and/or workmanship. Parco in no event shall be liable for indirect or consequential damages arising out of the use of Parco products. Components purchased by Parco for inclusion by Parco shall be warranted only to the extent set out above and/or to the guarantee or warranty, if any, made by the supplier of said component.

No warranty is made by Parco, Inc., express or implied, that Parco products as used in a customer’s design and specifications are fit for that customer’s specific purpose. Apart from the above express warranty, there are no warranties, express, implied or statutory, including, without limitation, warranties of merchantability and fitness for a particular purpose, which extend beyond the description on the face hereof.

All product is shipped via best carrier, unless customer specified, F.O.B. Fort Wayne, Indiana.

100% Satisfaction Guaranteed on all Parco Products!

No restocking fee if returned in new condition.

Section One Technical Data 1
Section Two Extrusions 2
Section Three Fasteners 3
Section Four Brackets 4
Section Five Hinges 5
Section Six Hardware 6
Section Seven Stanchions 7
Section Eight Linear Motion 8
Section Nine Tools 9
Section Ten Structural Profiles 10
Section Eleven Kwik Tube 11
Section Twelve Machining 12

Table of Contents

Appendix.....3
Order Example.....5
Communication Boards.....7
Workstations.....8
Stairs & Platforms.....12
Perimeter Guarding.....14
Press Guards.....16
Machine Guards.....18
Climate Control.....20
Material Handling.....22
Gravity Flow Racks.....24
Truck Accessories.....25
Display Units.....26
Office Furniture.....27

Section 1 - Technical Data.....28
Advantages.....29
Extrusion Specifications.....29
Torque Specifications.....29
Profile T-Slot Sizes.....30
Deflection Calculations.....31
Why Parco?.....32

Section 2 - Extrusions.....35
10 Series.....38
15 Series.....42
30 Series.....48
40 Series.....51
45 Series.....58

Section 3 - Fasteners.....65
Fastener Tool Chart.....65
Fastening Process.....68
Economy T-Nuts.....70
Double Economy T-Nuts.....70
Triple Economy T-Nuts.....71
Economy Slide-In T-Nuts.....71
Triple Economy T-Nuts.....71
Slide-In T-Nuts.....71
Standard T-Nuts Offset.....72
Drop In T-Nuts w/Handle.....72
Drop In T-Nuts w/Set Screw.....73
Drop In T-Nuts w/Ball Bearing.....73
Stepped Drop In w/Ball Bearing.....74
Spring T-Nuts.....74
Roll In T-Nuts.....74
Roll In T-Nuts w/Spring Leaf.....75
Hammer T-Nuts.....75
Drop-In T-Slot Studs.....76
Drop-In T-Stud w/Flanged Hex Nut.....76
Economy T-Slot Studs - Grade 5.....77
Milling Connector.....77
Connector Link.....78
Inside/Outside Brackets.....78
Inside/Inside Brackets.....78
Plate Connector.....79
Self Forming Countersink Screw.....79
Self Tapping Screw.....80
End Fasteners.....80
Double End Fasteners.....81
Single Tab End Fastener.....81
Central Connector.....82
Cover Cap For Central Connector.....82
Universal Connector.....82
Anchor Fasteners.....83
Double Anchor Fasteners.....83
Push In Fasteners.....84
Threaded Insert.....84
Butt Fasteners.....84
Button Head Socket Cap Screws.....85-86
Flanged BHSCS.....86
Connecting Screws.....86
Socket Head Cap Screws.....87-88
Flathead Socket Cap Screws.....88
Lowhead Socket Cap Screws.....89
Washers & Hex Nuts.....89
Metric Screws.....89
Metric Bolt Assemblies.....90-91

Section 4 - Brackets.....93
2 Hole Inside Corner Bracket.....96
2 Hole Slotted Inside Corner Bracket.....96
3 Hole Inside Corner Bracket.....96
3 Hole Slotted Inside Corner Bracket.....97
4 Hole Horizontal Inside Corner.....97
4 Hole Horizontal Slotted Inside Corner.....97
4 Hole Vertical Inside Corner.....98
6 Hole Horizontal Inside Corner.....98
6 Hole Horizontal Slotted Inside Corner.....98
6 Hole Vertical Inside Corner.....99
6 Hole Inside Corner Bracket.....99
6 Hole Slotted Inside Corner Bracket.....99
6 Hole Left Hand Inside Corner.....100
6 Hole Right Hand Inside Corner.....100
6 Hole Center Inside Corner.....100
8 Hole Inside Corner Bracket.....101
8 Hole Horizontal Inside Corner.....101
9 Hole Slotted Inside Corner Bracket.....101
12 Hole Horizontal Inside Corner.....102
12 Hole Vertical Inside Corner.....102
18 Hole Inside Corner Bracket.....102
2 Hole Inside Corner Gusset.....103
Cover Cap For 2 Hole Slotted Corner.....103
2 Hole Slotted Inside Corner.....104
4 Hole Inside Corner Single Gusset.....104
4 Hole Inside Corner Double Gusset.....105
Cover Cap For 4 Hole Inside Corner.....105
40 x 40 Connection Angle w/Nuts.....105
Cover Cap for 40 x 40 Connection Angle.....106
40 x 80 Connection Angle w/Nuts.....106
Cover Cap for 40 x 80 Connection Angle.....106
4 Hole Horizontal Inside Gusset.....107
4 Hole Vertical Inside Gusset.....107
8 Hole Vertical Inside Gusset.....107
8 Hole Horizontal Inside Gusset.....108
8 Hole Inside Corner Bracket.....108
Cover Cap For 8 Hole Inside Corner.....108
16 Hole Inside Corner Gusset.....109
2 Hole Joining Strip.....109
3 Hole Joining Strip.....110
4 Hole Joining Strip.....110
4 Hole Joining Plate.....111
6 Hole Joining Plate.....111
8 Hole Joining Plate.....112
4 Hole 90° Joining Plate.....112
5 Hole 90° Joining Plate.....113
6 Hole 90° Joining Plate.....113
7 Hole 90° Joining Plate.....114
7 Hole 90° Joining Plate Style 2.....114
9 Hole 90° Joining Plate.....115
10 Hole 90° Joining Plate.....115
12 Hole 90° Joining Plate.....116
4 Hole Tee Plate.....116
5 Hole Tee Plate.....117
6 Hole Tee Plate.....117
7 Hole Tee Plate.....118
8 Hole Tee Plate.....118
12 Hole Tee Plate.....119
7 Hole Cross Joining Plate.....119
12 Hole Cross Joining Plate.....120
16 Hole Cross Joining Plate.....120
20 Hole Cross Joining Plate.....121
5 Hole L Shaped Joining Plate.....121
4 Hole 15° Plate.....122
6 Hole 15° Plate.....122
4 Hole 30° Plate.....123
6 Hole 30° Plate.....123
4 Hole 45° Plate.....124
6 Hole 45° Plate.....124
4 Hole 60° Plate.....125
6 Hole 60° Plate.....125
4 Hole 45° Inside Joining Plate.....126
2 Way Square Corner Connector.....126
3 Way Square Tri Corner.....127
Rounded Tri Corner.....127
3 Way Rounded Corner Bracket.....128
Cover Cap For 3 Way Rounded Corner.....128
2 Hole 10 to 15 Transition Bracket.....129
4 Hole 10 to 15 Transition Bracket.....129
4 Hole Vert 10 to 15 Transition Bracket.....130
2 Hole 10 to 15 Transition Strip.....130
3 Hole 10 to 15 Transition Strip.....131
3 Hole 10 to 15 Joining Strip.....131
45° Angle Connector.....132
45° 2 Hole Single Angle Connector.....132
45° Single Angle Connector.....132
45° Double Angle Connector.....133
45° Support.....134-135

Section 5 - Hinges.....137
0° Pivot Living Nub.....140
90° Pivot Living Nub.....140
Universal Pivot Living Nub.....140
Right Angle 0° Pivot Living Nub.....141
Right Angle 90° Pivot Living Nub.....141
Universal Right Angle Pivot Living Nub.....141
0° Pivot Nub.....142
90° Pivot Nub.....142
Universal Pivot Nub.....142
Right Angle 0° Pivot Nub.....143
Right Angle 90° Pivot Nub.....143
Universal Right Angle Pivot Nub.....143
Standard Pivot Arm.....144
Straight Dynamic Pivot Arm.....144
Standard "L" Pivot Arm.....144
Dynamic "L" Pivot Arm.....145
Extended Pivot Arm.....145
Adjustable Angle Clamp.....145
Angle Clamp w/Locking Lever.....146
Turning Angle.....146
Pivot Joint.....147
Pivot Joint w/Locking Lever.....147
Pivot Joint 45/90.....147
Pivot Joint 45/90 w/Locking Lever.....148
Pivot Joint Without Tabs.....148
Structural & Dynamic Pivot Joint.....149
0° Pivot Living Hinge.....150
90° Pivot Living Hinge.....150
Universal Pivot Living Hinge.....151
0° Living Hinge Corner Bracket.....151
90° Living Hinge Corner Bracket.....152
Universal Living Hinge Corner.....152
0° Living Hinge Corner w/Arm.....153
90° Living Hinge Corner w/Arm.....153
Universal Living Hinge Corner w/Arm.....154
90° Pivot Bracket Assembly.....154
0° Pivot Hinge.....155

Table of Contents

Section 5 - Hinges Continued

90° Pivot Hinge.....155
Universal Pivot Hinge.....156
0° "L" Arm Pivot Hinge.....156
90° "L" Arm Pivot Hinge.....157
Universal "L" Arm Pivot Hinge.....157
0° "L" Arm & Straight Arm.....158
90° "L" Arm & Straight Arm.....158
Universal "L" Arm & Straight Arm.....159
0° Right Angle Pivot Hinge.....159
90° Right Angle Pivot Hinge.....160
Universal Right Angle Pivot Hinge.....160
0° Right Angle "L" Arm Pivot.....161
90° Right Angle "L" Arm Pivot.....161
Universal Right Angle "L" Arm Pivot.....162
0° Dynamic Hinge Corner w/Arm.....162
90° Dynamic Hinge Corner w/Arm.....163
Universal Dynamic Hinge w/Arm.....163

Section 6 - Hardware.....165

Lift Off Hinges.....171
4 Hole Plastic Lift Off Hinge.....172
Heavy Duty Hinges.....172
4 Hole Standard Plastic Hinge.....173
Adjustable Plastic Hinge.....173
4 Hole Slotted Zinc Hinge.....174
2 Hole Standard Plastic Hinge.....174
4 Hole Detent Plastic Hinge.....175
4 Hole Detent Positioning Hinge.....175
Standard Constant Friction Hinge.....176
Standard Hinge.....176
Slotted Hinge w/Locking Lever.....177
Universal Door Hinge.....177
Powder Coated Transition Hinge.....178
Stainless Steel Standard Hinge.....178
Aluminum Hinge.....179
Concealed Hinge.....179
Door Handle.....180
Steel Door Handle.....180
Bridge Handle.....180
Deluxe Door Handle.....181
Die-Cast Aluminum Door Lock.....181
Safety Machine Handle.....181
Door System Handle.....182
Tube For Door System Handle.....182
Grabber Door Catch.....183
Grabber Door Catch Mounting Plate.....183
Deluxe Double Ball Catch.....184
Double Ball Catch.....184
Magnetic Door Catch.....185
Magnetic Door Catch Bracket.....185
Nylon Magnetic Catch.....186
Angle Bracket For Magnetic Catch.....186
Nylon Ball Catch.....187
Angle Bracket For Ball Catch.....187
Door Stop w/EPDM Damper.....188
Door Stop w/Magnetic Catch.....188
Slam Latch.....189
Emergency Opener For Slam Latch.....189
Twin Slam Latch Compact.....190
Slam Latch Pro-E.....190
90° Deadbolt Latch.....191
HDPE Panels.....192
Alucobond Panels.....192
Alumalite Panels.....192
Plastic Panels.....193
PVC Coated Wire Mesh.....193
Door Slide Tracks.....195
Panel Stiffener.....195
Panel Stiffener w/Handle.....196
Economy Plastic Panel Gasket.....196
Sealing Strip.....196
Deluxe Plastic Panel Gasket.....197
Rubber Panel Gasket.....197
Economy T-Slot Covers.....197
T-Slot Covers.....198
T-Slot Cover Profile.....198
Reduction Profile.....199
Slide Rail.....199
Clamping Spring.....199
Wire Mesh Clamping Plate.....200
Panel Mount Block.....200
Panel Mount w/Square Nut.....201
Panel Mount Block w/Square Nut.....201
Panel Mount Bracket.....202
Panel Retainer.....202
Mesh Panel Retainer.....203
Double Panel Retainer.....204
Double Mesh Panel Retainer.....204
Folding Door Element Set.....205
Top Mount Bi-fold Door Hanger.....206
Top Mount Bi-fold Door Hanger Profile.....206
Trolley Set.....207
Sliding Door Glide Set.....207
Tool Hangers.....208
Pressure Manifold Plates.....209
Replacement Gaskets & O Rings.....209
Threaded Stem Swivel Casters.....210
Furniture Style Casters.....210
Flange Mount Casters.....211
Triangular Top Plate Casters.....211
Deluxe Flange Mount Casters.....212
Flange Mount Caster Base Plate.....212
Heavy Duty Flange Mount Casters.....213
Heavy Duty Flange Mount Caster Base.....213
Leveling Casters.....214
Leveling Caster Base Plate.....214
Roller Wheels.....215
Threaded Stem For Swivel Feet.....216
Nylon Base For Swivel Feet.....216
Nylon Base For Swivel Feet w/Bolt Hole.....217
Die-Cast Zinc Base For Swivel Feet.....217
Trapezoid Base For Swivel Feet.....218
Extended Base For Swivel Feet.....218
Stainless Steel Base For Swivel Feet.....218
Stainless Steel Base w/Bolt Holes.....219
Large Base Glides.....220
Leveling Feet.....220
Economy Anti-Vibration Mount.....221
Deluxe Leveling Feet.....221
Economy Leveling Feet.....222
Adjustable Leveling Feet.....222
2 Hole Base Plates.....223
Base Plates.....223
Economy Floor Mount Base Plates.....224
Standard Floor Mount Base Plates.....225
Floor Bracket.....225
Adjustable Floor Bracket.....226

Black Steel Feet.....226
Foot Console.....227
Aluminum Floor Mount Bracket.....228
Steel Floor Mount Bracket.....228
Clip Cable Binder.....229
Cable & Tube Clip.....229
Laminated Table Tops.....229
Cable & Tube Clip 1/4 Turn.....230
Cable Mount Block 1/4 Turn.....230
Tube & Wire Clamp.....231
Sensor Mounting Block.....231
Roller Element Screw-On.....232
Roller Element Clip-Fix.....232
Gravity Roller Mounting Block.....233
Back-lock Catch.....233
Telescoping Leg Assembly.....234
Dyna-Lift Base Model.....234
Heavy Duty Dyna-Lift.....235
External Aluminum Extrusion Mount.....235
End Caps.....236
Snap-In End Caps.....236
Cup or Tool Holder.....237
Grab Tray.....237
Slat-wall Panel.....238
Label Clip.....238
Glass Panel Clamp.....239
Glass Corner Connector.....239
Monitor Mount.....240

Section 7 - Stanchions.....243

Single Shaft Base.....246
Double Shaft Base.....246
Single Shaft Blank Mounting Plate.....247
Single Shaft Pre-Drilled Plate.....247
Quick Cross Clamp.....248
Single Shaft Mounting Block.....248
Single Horizontal Base.....249
Double Horizontal Base.....249
Horizontal Quick Clamp.....250
Stanchion Cross Clamp.....250

Section 8 - Linear Motion.....253

Economy Single Flange Bearings.....256
Economy Double Flange Bearings.....257
Economy Double Wide Bearings.....258
Single Rapid Cycle Bearings.....259
Double Rapid Cycle Bearings.....260
Double Wide Double Flange Bearings.....261
Linear Bearing Brake Handle Kits.....262
Black Nylon Roller Wheels.....262
Roller Wheel Brackets.....263
Roller Wheel Brackets & Assemblies.....263
Linear Bearing Machining Services.....264

Section 9 - Tools.....267

Ball End Fold Out Tool.....270
Ball Driver & L-Wrench Set.....270
Ball End L-Hex Wrench.....270
Cheater Pipe.....270
T-Handle Ball End Hex Wrench.....271
Anchor Fastener Counterbore Cutter.....271
Access Hole Drill Bits.....271
Access Hole Drill Jigs.....271

Section 10 - Structural Profiles.....273

Flat Stock.....276
Fastener Profile.....276
Aluminum Tube.....277
Steel Tube.....277
Solid Steel Round.....277
Angles.....278
45° Gusset Profile.....278
Right Angle Nub Profile.....279
Hinge Profile.....279
Panel Mount Profile.....279
Pivot Nub Profile.....280
Single Flange Bearing Profile.....280
Double Flange Bearing Profile.....281

Table of Contents

Section 10 - Structural Profiles Cont.
Retainer Angles....281
Double Retainer Angles....282
Door Slide Tracks....282

Section 11 - Kwik Tube....285
KTW-2000....286
KTW-4000....286
KTI-2000....286
KTI-4000....286
KTB-2000....286
KTB-4000....286
KTBL-2000....286
KTBL-4000....286
KTR-2000....286
KTR-4000....286
KTESD....286
KTS-2000....286
KTS-4000....286
Black Tee Joint....287
Black Corner Joint....287
Black 3 Way Cross Joint....287
Black 4 Way Cross Joint....287
Black 5 Way Cross Joint....287
Black Intersection Joint....287
Black Pivot Tee Joint....287
Black Parallel Hinge Joint....287
Black 45° Fix Angle Joint....287
Black Parallel Joint....287
Black Double Pivot Joint....287
Black Flat Clamp Joint....287
Black Double Tee Joint....287
Black 90° Elbow Joint....287
Black Heavy Duty Caster Splint....287
Black Foot Bracket....288
Black Fixed Base Foot....288
Chrome Plated Tee Joint....288
Chrome Plated Corner Joint....288
Chrome Plated 3 Way Cross Joint....288
Chrome Plated 4 Way Cross Joint....288
Chrome Plated 5 Way Cross Joint....288
Chrome Plated Intersection Joint....288
Chrome Plated Pivot Tee Joint....288
Chrome Plated Parallel Hinge Joint....288
Chrome Plated 45° Fix Angle Joint....288
Chrome Plated Tee Hinge Joint....288
Chrome Plated Parallel Joint....288
Chrome Plated Double Pivot Joint....288
Chrome Plated Flat Clamp Joint....288
Chrome Plated 90° Elbow Joint....288

Section 12 - Machining Services....291
Cut To Length....292
Tap Profile End....293
Drill Access Hole....294
Clearance Drill Thru For T-Slotted Profiles....295
Clearance Drill Thru For B/T Slots....295
Counterbore w/Through Hole....296
Deluxe Door Handle Milling Service....296
Anchor Fastener/Butt Fastening....297
Miter Cuts & Counterbore....298
Bolt Connector Drill Through....299
Central Connector Counterbore....299
Universal Connector Counterbore....300
Panels & Wire Mesh - Cut to Size....300
Notch Panel for Extrusion Clearance....300
Notch Panel for End Fastener Clearance....301
Notch Panel for Anchor Fastener....301
2-4 Sided Panel Cut-Outs....301
Profile Clearance Notch....302
Miscellaneous Panel Machining....302
Corner Connector Clearance Notch....303
Central Connector Clearance Notch....303

Index....304

How to Contact Us

By Mail
Parco, Inc
9100 Front St
Fort Wayne, IN 46818

By Phone
260-451-0810 - Direct
800-817-0617 - Toll Free
260-451-0843 - Fax

Online
www.parco-inc.com
customerservice@parco-inc.com



We also have distributors in your area who are knowledgeable and willing to help! Check our website for details.

Minimum Orders

We don't believe in minimums. If you need it, we will ship it to you. We appreciate all of your business, even the small stuff.

How Your Items Will Arrive

- Raw Materials: 92", 120" 240", 2.33M, and 6M bars of extrusion, fasteners, accessories, joining plates, plastic wire mesh, and hardware needed to build project.
- Kit Form: Includes all cut-to-length extrusion with any needed machining services, tagged to match CAD drawing, and all hardware needed for your project.
- Fully Assembled: Your project built at our facility, completely assembled to your specifications, and shipped to you, ready to go.
- In-Plant Installation: Our team of professionals will install your project in your facility and guarantee your satisfaction.

What Makes Parco Unique?

- Our helpful customer service staff has over 50 collective years of experience with T-slotted aluminum extrusion
- We have a dedicated engineering staff on site to help you with your design process.
- Our account managers are here to help you, from idea to finished design.
- No minimum orders
- Our products are 100% interchangeable with all fractional 1", 1.5", and metric 30mm, 40mm, and 45mm extrusions.

Order Example

Let's take a look at our part numbers. The letter at the front of the part number indicates what kind of part it is (extrusion, bracket, etc.). The number at the end indicates which series the part falls under.

Section → **B43442** ← **Series**

- E - Extrusion
- B - Bracket
- J - Joining Plate
- F - Fastener
- FC - Fastener Combo
- D - Dynamic Pivot
- H - Hardware
- S - Stanchions
- L - Linear Motion
- T - Tools
- P - Structural Profile
- M - Machining

- 0 - Fastener
- 1 - 10 Series
- 2 - 15 Series
- 3 - 40 Series
- 5 - 30 Series
- 6 - 45 Series
- 8 - Transition
- 9 - Universal

Parts Order Example

Extrusion

Part #	Quantity	Length	Units	Description (all extrusion dimensions start in the left)
E1515LG	2	30.000	IN	M70402 in B left; M70402 in B right
E1515LG	2	30.000	IN	M70402 left; M70402 right

Panels

Part #	Quantity	Length	Units	Description (all extrusion dimensions start in the left)
H26099	1	6.000	SQ FT	1/4" Clear Polycarbonate (AD) 30.75 IN x (AB) 21.75 IN
H26099	1	1.500	SQ FT	1/4" Clear Polycarbonate (AD) 12 IN x (AB) 18 IN

Machining

Part #	Quantity	Length	Units	Description (all extrusion dimensions start in the left)
M70102	4		EA	Cut to Length 1.5" x 1.5" T-Slot and Tube
M70402	4		EA	15S/40S Anchor Fastener Counterbore
M70602	4		EA	5/16-18 Tap For 1.5" x 1.5" Extrusion
M71509	2		EA	Cutting Plastic Panel Any Side to <= 48 in

Hardware

Part #	Quantity	Length	Units	Description (all extrusion dimensions start in the left)
H20302	4		EA	1.5" x 1.5" End Cap Black w/ Push-Ins
H28232	3		EA	15S/40S Black T-Slot Cover
H21152	1		FT	15 S Rubber Panel Gasket
B42952	4		EA	15S 2-Hole Slotted Inside Corner Bracket

Fasteners

Part #	Quantity	Length	Units	Description (all extrusion dimensions start in the left)
F31040	4		EA	5/16-18 x .5" BHSCS
F31110	4		EA	5/16-18 x .625" BHSCS
F32780	4		EA	Black Zinc 15S Economy T-Nut 5/16-18 Thread
FC33600	4		EA	15S Anchor Fastener Assembly

Submit Your Order 3 Ways

Toll Free
800-817-0617

Fax
260-451-0843

Email
customerservice@parco-inc.com

Free Engineering and Design!

Send In Your Details

Send a fax (260-451-0843) or an Email (design@parco-inc.com) with the details of your project and our design team will quickly and accurately provide you with a FREE quotation.

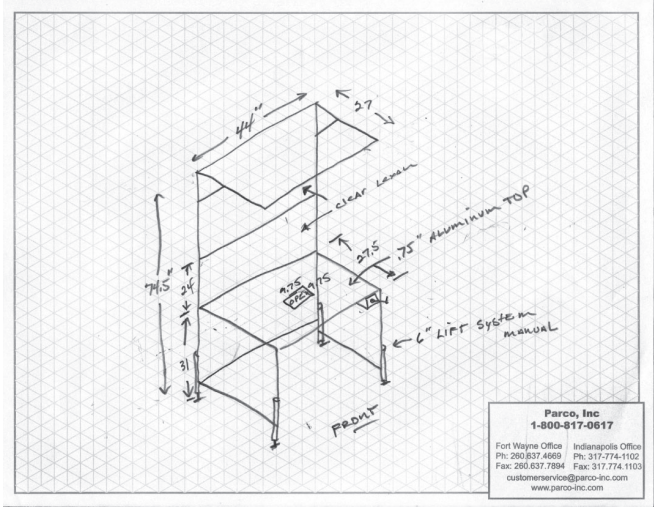

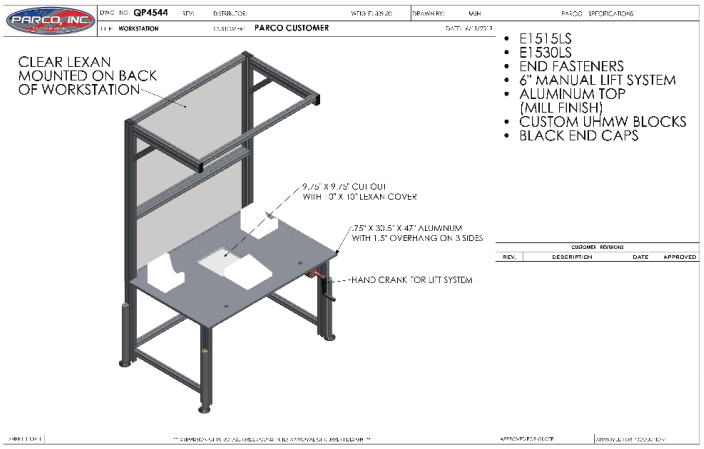

SolidWorks Drawing

Parco will create a SolidWorks drawing of your design that will be sent to you as a PDF file to ensure that every detail is covered. 3D drawings are available upon request.

Finished Product

Parco will professionally assemble your product once the design is approved. Parco can also send your product in kit form with a tagged drawing of the extrusion for easy assembly.



Communication Boards - Customized to Your Specifications

Parco's Communication Boards can be designed to fit anywhere. If you need visual aids to increase awareness, productivity, or communicate important information in the office our out on the plant floor, we will provide you with what you are looking for.

Materials
Cork
Dry Erase
Magnetic
Dry Erase + Magnetic
Wire
Blackboard

Style
Enclosed Bulletin
Easel
Free-Standing Whiteboard
Conference Room Folding
Combination Board
Wall Mount
Tri-Fold Board
By-Passing White Boards
And More!



Combination Cork/Dry Erase Board



Standing Display Center



Plant Information Board



Tri-Fold Dry Erase Board



Folding Dry Erase Board



Status Board



Two-Sided Communication Board

Workstations - Customized to Your Specifications

Frame Guidelines
Depth - 30”, 36”, Custom
Width - 36”, 48”, Custom
Height - 30”, 36”, Custom

Caster Options
Caster Sizes - 3”, 4”, 5”
Caster Styles - Swivel, Rigid, Locking, Unlocking

Surface Material Options
Surface Material - Butcher Block, Laminate, Sheet, Aluminum

Lighting Options
Overhead - Custom
Undershelf - 24”, 36”, 48”, Custom

Computer Handling Options
Keyboard Options - Keyboard Tray, Keyboard Drawer, Keyboard Support
Monitor Options - CRT Monitor Arm
CPU Options - CPU Holder

Shelving Options
Universal Shelf - 12”, 18”, 24”
Laminate Shelf - 12”, 15”, 18”
Wire Shelf - Custom
Under-Surface Shelf - Custom
Adjustable Shelving - Custom

Drawer Options
Single 3” Drawer - Left, Right
Double 3” Drawer - Left, Right
Single 6” Drawer - Left, Right
Double 6” Drawer - Left, Right

Ergonomic Lift Options
Manual - 6”, 8”, 10”, 12”
Electric - 6”, 8”, 10”, 12”

Footrest Options
Footrest - Adjustable, Plate, Free Standing

Assembly Options
Assembly - Kit, Pre-Assembled, Installed

Power Outlet Options
Power Outlet - 15 Amps, 20 Amps

Other Available Options
- Air Manifold
- Overhead Air Manifold
- Tool Trolley System
- Tool Balancer
- Binder Holder
- Monitor Riser Arm
- Monitor Double Pivot Arm
- Paper Roll Holder
- Parts Bin Rail
- Articulating Arm
- Soft Edge Protector
- Peg Board
- Cable Trough
- Akro Bin Holder



Custom sizes are standard...
no extra charge, no extra wait!

Workstation Ideas



Workstation with Articulating Presentation Arms



Stainless Steel Table with Part Bins



Multi-Function Workstation with Ergonomic Lift System



Custom Workstation with Mobile Cart



Workstation with Angled Work Surface



Computer Stand



Ergonomic Assembly Table with 12 List System, Bin Holders, and Fixtures



Ergonomic Inspection Table with Monitor and Overhead Light



Ergonomic Fixture Table with Maple Top and 12 Inch Lift

Workstation Ideas



Custom Assembly Station With Rollers



Packaging Table



Lean Manufacturing Workcell Area



Ergonomic Packaging Table with Lift System and Slide-Out Table Top



Ultimate Work-cell with Overhead Lighting, Status Board, Gravity Flow Rack, Heavy Duty Pull Out Tool Tray, and Parts Bin on Casters



Worktable with Adjustable Shelving on Bottom and Cork Board on Back



Assembly Table With Laminated Top and Overhead Lighting



Ergonomic Inspection Table with Monitor and Overhead Light



Standing Assembly Table with Overhead Lighting, Maple Top, Drawer, and Parts Bin for Assembly



Stainless Steel Top with Pegboard Back



Row of Manufacturing Workcells



Multiple Ergonomic Stations



Product Presentation and Adjustable Assembly Workstation



Packaging Table



Multi-Function Station with Storage Bin, Flow Rack, Communication Board, Overhead Light, and Tool Drawer.



Lean Manufacturing Workcell with Monitor and Part Bins



Heavy Duty Adjustable Table

Stairs and Platforms - Customized to Your Specifications

Our stairs use Grip Strut stair treads with diamond shaped openings. Serrated teeth provide a strong, slip resistant surface that grips in all directions. The T-slotted extrusion keeps our stair systems strong and light for easier mobility.

Stair platforms can be designed for any hard-to-reach area, or for crossing over conveyors. Great around machinery and OSHA approved.

Frame Guidelines
Width - 24", 36", 48", 60", 72", Custom
Steps - 2, 3, 4, 5, 6, Custom

Tread Material
Galvanized, grip strut with diamond shape
Perforated

Platforms
Height - 14"
Length - 24", 36", 34", 36"

Style
- Ladder
- Step
- Crossover
- 3-Way Crossover

Assembly
Kit, Pre-Assembled, Installed



Platforms and stairs for any application: Big or Small!



OSHA and ANSI Compliant!



Assembly Line Platform with Pad



Moulding Press Catwalk



Catwalk Platform



Stair Crossover



Custom Stairs and Platforms



Adjustable Work Platform



Large Conveyor Crossover



Machine Operator Platforms

Perimeter Guarding - Customized to Your Specifications

Parco's perimeter guarding is quick and easy to purchase and assemble. Using T-slotted aluminum provides all the flexibility the industry needs and meets OSHA and ANSI requirements.

Our t-slotted aluminum extrusion products are utilized for the framing on all of our perimeter guarding units. We then use PVC-coated wire mesh or clear polycarbonate panels to construct the barrier wall. These products together make a sturdy, durable, aesthetically pleasing, and flexible finished product. The components are available in fractional and metric measurements, meaning they are fully compatible with most existing products on the market.

Frame Guidelines
Width - 12", 24", 36", 48", 60", 72", 84", Custom
Height - 60", 80", Custom

Surface Material
- 1x1" black PVC coated
- 1x1" yellow PVC coated
- 1/4" clear polycarbonate
- 1/2" x 1/2" black PVC coated
- 1/2" x 1/2" yellow PVC coated
- 1/8" clear polycarbonate

Doors
- Dead Bolt
- Key Interlock
- Hinged Safety Interlock

Assembly
Kit, Pre-Assembled, Installed



Sliding Door Perimeter Guard



Wire Mesh & Clear Polycarbonate Combination



Wire Mesh Perimeter Guard

The quickest perimeter guard to price and install in the industry!

Perimeter Guarding



Conveyor Lift Off Perimeter Guard



Polycarbonate Safety Guard



Extra Tall Perimeter Guard



Machine Perimeter Guard



Custom Perimeter Guarding



Guard For Robotics



Parts Chute Guard



Wire Mesh Perimeter Guarding



Filler Machine Guard

Press Guards - Customized to Your Specifications

Our press guarding is designed with spring-lifts for vertical door applications that are furnished on machines where guards need to be quickly and easily positioned up and out of the way for die setup and maintenance. These lift-type guards are designed for each application to meet the requirements of OSHA regulations and ANSI standards.

Our press guards are aesthetically pleasing, provide safety for employees, and are easily installed in minutes. Like all Parco products, we will work with you to custom design a solution at no extra cost and with no extra lead time!

Door Sizes
Width - 20", 30", 36", 48", 60", 72", Custom
Height - 20", 30", 36", 48", 60", Custom

Width - 24", 36", 48", Custom
Height - 80", Custom

Panel Material
- 1x1" black PVC coated
- 1x1" yellow PVC coated
- Clear polycarbonate
- Black ABS haircell panels
- 1/2" x 1/2" black PVC coated
- 1/2" x 1/2" yellow PVC coated
- 1/4" bronze polycarbonate
- Expanded Wire Mesh

Accessories
- Light Curtains
- Safety Interlock Switches
- Pull-cord Safety Switches
- Hairpins
- Safety Mats

Style
- Vertical Door System
- Bi-Fold Door System
- Sliding Door System
- Hinged Door System

Assembly
Kit, Pre-Assembled, Installed

HAIRPINS



Hairpins provide adjustability of the guard for going around conveyors, chutes, or other obstructions on the machine or robot.



Part No. FKT-753
Hairpin Clip Assembly

Length	Part #
3"	FKT-701
4"	FKT-702
5"	FKT-703
6"	FKT-704
7	FKT-623
8	FKT-705
9	FKT-624
10	FKT-706
11	FKT-565
12	FKT-707
13	FKT-625
14	FKT-708
15	FKT-626
16	FKT-709

Length	Part #
17"	FKT-627
18"	FKT-710
19"	FKT-628
20"	FKT-566
21	FKT-711
22	FKT-712
23	FKT-713
24	FKT-714
25	FKT-715
26	FKT-716
27	FKT-717
28	FKT-718
29	FKT-719
30	FKT-629



Bi-fold Guard on Back Side of Press



Bi-fold Press Guard



Safety Guard on Press



Bi-fold Guard with Safety Interlocks



Stamping Press Guard



Press Guard with Light Curtain and Safety Interlock



Chute Guard with Adjustable Fingers



BLISS Safety Guard



Side Protection on Press Guard



Side View of Press Guard



Safety Press Guard with Light Curtains

Machine Guards - Customized to Your Specifications

Guarding with our T-slotted extrusion is quick, flexible, and professional looking. We guard robotic equipment, all styles and sizes of presses, and more. We use PVC coated wire mesh, many different polycarbonates, deadbolt locks, lift-off hinges, locking handles, safety interlocks, and light curtains for your employees' safety. We can guard just about anything. Parco products will meet OSHA and ANSI safety requirements!

Frame Guidelines
Width - 16", 24", 30", 32", 48", 60", Custom
Height - 16", 24", 30", 32", Custom

Panel Material
- 1x1" black PVC coated
- 1x1" yellow PVC coated
- 1/4" Clear polycarbonate
- Black ABS haircell panels
- White ABS haircell panels
- Yellow ABS haircell panels
- Safety Glass
- 1/2" x 1/2" black PVC coated
- 1/2" x 1/2" yellow PVC coated
- 1/4" bronze polycarbonate

Doors
- Hinged
- Sliding
- Lift
- Roller
- Bi-Fold
- Spring-Loaded
- Gas Shock
- Safety Interlock Hinge

Door Locks
- Deadbolt
- Plastic Handle
- Unlocking Door Handle
- Magnetic Door Catch
- Safety Interlock Switch
- Locking Door Handle
- Tension Ball Latch
- Call for Other Options

Floor Mounting
- Steel Floor Plate
- Economy Floor Mount

Other Accessories
- 1" Sound Foam
- 1" Folder Insulation
- Lighting

Assembly
Kit, Pre-Assembled, Installed



We can provide installation services for our machine guarding at your location.



Machine enclosure with smooth extrusion and extrusion bases

Machine Guards



Trimmer Machine Guard with Control Panel Attachments



Motor Drive Guard



Machine Enclosure



Automated Equipment Enclosure



Clear Polycarbonate Machine Guard



Press Guard with Light Curtain



Conveyor Motor Enclosure



Machine Sound Enclosure



Enclosure with Rounded Corners



Table Top Enclosure



Wire Mesh Enclosure



Clear Lexan Enclosure

(800) 817-0617

Climate Control Enclosures - Customized to Your Specifications

Parco enclosures are great for machine enclosures, in-plant offices, testing enclosures, and temperatures controlled rooms. They are easy to assemble in your facility. Within hours of receipt, you can be utilizing the enclosure! They come in pre-assembled sections for quick installations, are lightweight, and can be modified to fit your needs now and in the future. Add a Parco workstation inside for an assembly or inspection table to increase worker comfort and productivity in your plant.

Frame Guidelines
Width - 8", 10", 12", 14" 16", 18", 20", Custom
Height - 8", 10", 12", Custom

Panel Material
- Clear Polycarbonate
- Expanded PVC Panels
- Twin-Wall Polycarbonate
- Abrasion-Resistant Coated Polycarbonate
- ABS Haircell Panels
- Alucobest Panels
- Alumalite
- Kydex Panels
- Call for more options

Doors
Width - 30", 34", 36", 48", 60", Custom
Style - Hinged, Bi-Fold, Sliding

Other Available Options
- Lighting
- Rubber Door Seal
- Overhead Tool Balancers
- Safety Interlock Switch
- Locking Door Handle
- Insulated 3" Wall

Colors
- White
- Red
- Yellow
- Blue
- Black
- Gray
- Clear
- Bronze

Assembly
Kit, Pre-Assembled, Installed



Climate Controlled CMM Enclosure



Sound and Climate Control Area



Climate Controlled CMM Enclosure

Climate Control Enclosures



In-Plant Offices



Custom Climate Control Enclosure with Insulation on Inside Walls, Lighting, and Conveyor Cover Between Units



Machine Enclosure with Doors Closed



Climate Controlled Printer Enclosure



Medical Application with Smooth Extrusion for Workcell Tables and Enclosures



Machine Enclosure with Bi-Fold Doors

Material Handling - Customized to Your Specifications

Parco's custom designed material handling carts are designed to be lightweight with quality casters to allow for easy mobility around your facility. Our T-slotted aluminum construction allows you to easily add, remove, or change the shelving as your material handling needs change.

Because we specialize in custom designs, your cart will be built exactly how YOU need it to be...with no extra charge and no extra wait time!

The guidelines show our most common materials and sizes. Call Parco's customer service line to find out more and begin designing the best solution for your material handling needs.

Frame Guidelines
Width - 24", 30", 36", 40", 48" Custom
Length - 24", 30", 36", 40", 48" Custom
Height - 30", 32", 36" Custom

Shelving Material
- Black Haircell Plastic
- CRT Keyboard Tray
- Laminates
- Steel
- White HDPE
- Aluminum

Casters
- 3", 4", 5"
- Locking
- Unlocking
- Rigid
- Swivel

Accessories
- Folding Legs
- AKRO Bins
- AKRO Bin Holders
- Cupholders
- Ergonomic Lift Systems 6", 8", 10", 12", 16"
- Pull Out Shelving
- Locking Doors

Assembly
Kit, Pre-Assembled, Installed



Drying Rack Cart



Material Handling Carts

Great for Lean Manufacturing Cells!



Adjustable Fixture Cart



Wire Spool and Parts Cart



Cardboard Handling Cart



Display Gurney



Mobile Table



Parts Cart



Fixture Carts



Dolly



Foam Cart



Material Handling Cart



Steel Topped Cart



Tube Cart with Hitch and Receiver



Tool & Storage Cart



Transportation Cart



Liquid Tank Cart



Part Holding Carts

Gravity Flow Racks - Customized to Your Specifications

Gravity Flow Racks save time, labor, and space. Less time spent walking and searching for items means fewer pickers working with less supervision. Because fewer aisles are needed, valuable floor space is saved. Parco's Gravity Flow Racks are strong, durable, and have the flexibility to change and expand as production needs change.

Our Gravity Flow Racks are a completely customized solution to your storage and picking work flow. Customized models are standard, with no extra cost or wait time!

Frame Guidelines
Width - 16", 18", 20", 22", 24", 26", 28" Custom
Height - 30", 34", 38", 42", 46" Custom

Type of Roller System
- Roller Track
- Roller
- Rail
- Heavy-Duty Roller Track

Casters
- 3", 4", 5"
- Locking
- Unlocking
- Rigid
- Swivel

Assembly
Kit, Pre-Assembled, Installed



Custom Flow Rack



Lean Manifacturing Gravity Rack



Tote Fill Station and Transfer



Mobile Parts Presentation Flow Rack



Auto Seal Material Flow Rack



Double-Sided Tote Cart



Flow Rack

Truck Accessories - Customized to Your Specifications

Use your imagination to outfit your truck for work or play.



Mounting for Brake Press for Installation Truck



Ladder Rack Brackets for Installation Truck









This traveling product demonstration vehicle features storage areas for literature, a worktable with drawer, and a closet for coats and supplies.



Race Car Hauler Enclosure

The only limit to what you can create is your imagination!

Display Units - Customized to Your Specifications

Parco's custom display units are aesthetically pleasing and will show off your product to its best advantage. Designed and built with T-slotted aluminum extrusion to allow flexibility in transportation and set up on exhibit day. Great for showroom displays, corporate signage, kiosks, and store presentation units.



Display Case



Display Case



Display Shelving



Display Shelving



Folding Display



Coffee Shop Display



Folding Display Background

Office Furniture - Customized to Your Specifications

With help from Parco's design team, you can build your office the way you want it! Strong, durable, and aesthetically pleasing, it's a great alternative to plain office furniture.

Using T-slotted aluminum, Parco can build:

- Computer Armoires
- Computer Desks
- Conference Tables
- Corner Desks
- Executive Desks
- Dry Erase Cabinets
- L-Shaped Desks
- Office Dividers
- U-Shaped Desks
- White Board Displays



Computer Enclosure with HEPA Filter and Fan



Complete Office Set with Side Desk For Computer



Tri-Fold Dry Erase Board



Office Desk



Table and Credenza



Office Desk

1

Parco Extrusion Advantages

- Linear adjustment in X, Y, and Z axis
- All fractional extrusions are on 1/2", 3/4", 1", or 1 1/2" center lines. All Metric extrusions are on 30mm, 40mm, and 45mm center lines
- All Metric extrusions are on 10mm, 15mm, 2.5mm, and 30mm center lines
- Use fractional or metric sized fasteners
- Lightweight and easy to use
- Fractional extrusions are stocked in 92", 120", and 240" lengths
- Metric extrusions are stocked in 2.33M, 6M, or specified in profile lengths
- No welding required to assemble your design, which means no heat stress or warping
- Easy to fabricate
- Add to your design or change it at any time - flexibility is the key

Extrusion Specifications

Alloy - 6063*, T6 Temper
Yield Strength - Mpa = 200
0.2% Proof Stress - ksi = 29
Tensile Strength - Mpa = 230
0.2% Proof Stress - ksi = 33
Elasticity (E) - approximately 10,000,000 lbs./sq/in.
Hardness - Webster Model "B" 11-12
Flatness - .004" per inch of width
Straightness - .0125" per foot of length, not to exceed .120 inches over 20 feet of length
Twist - Twist per foot of length does not exceed .25° and total twist over 20 feet of length does not exceed 1.5°

*As a partner with an extruder, there are many other alloys that we can extrude. If your application calls for a different alloy, let us know and we can extrude it for you.

Spring Lock Feature

All PARCO structural extrusions have a 2° taper that spring locks fasteners as they are tightened. Fasteners will not loosen, even under heavy vibration.

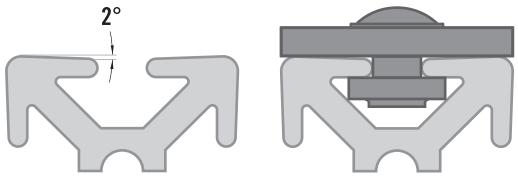

Fastener Torque Specifications

The table (below) indicated the amount of torque needed in foot lbs. to activate the 2° drop lock feature of the extrusion. The nut and bolt combination is pre-loaded when tightened to the minimum torque rating. The pre-loaded state makes a vibration proof connection.

Fastener Description	Tested Extrusion	Min Ft Lbs Torque	Max Ft Lbs Torque
5/16-18 FBHSCS or BHSCS	1.5" x 1.5"	15	20
Economy T-Slot Stud, Washer, & Hex Nut	1.5" x 1.5"	20	25
Anchor Fastener & Standard T-Nut	1.5" x 1.5"	17	22
End Fastener	1.5" x 1.5"	17	22
1/4-20 FBHSCS or BHSCS	1.5" x 1.5"	12	17
1/4-20 FBHSCS used as an End Fastener for the 1" x 1"	1" x 1"	13	18
10-32 SHCS or BHSCS	1.5" x 1.5"	9	13

Aluminum Alloy

An aluminum extrusion alloy is a predetermined mixture of one or more elements together with aluminum to be heated and hydraulically pressed through an extrusion die. Some common elements alloyed with aluminum include copper, magnesium, manganese, chromium, silicon, iron, nickel and zinc.

PARCO extrusions use the 6063 alloy. In addition to aluminum, the major alloying elements for this alloy include:
Mg .45-.9% and Si .20-.6%.

1

Profile T-Slot Icons



10 Series

Profile has a T-Slot size of 6. Connector, fasteners, or accessory is designed to be used with profile 6 T-Slot. 1/4-20



15/40 Series, 30 Series

Profile has a T-Slot size of 8. Connector, fasteners, or accessory is designed to be used with profile 8 T-Slot. 5/16-18, 30mm



45 Series

Profile has a T-Slot size of 10. Connector, fasteners, or accessory is designed to be used with profile 10 T-Slot. 45mm

Anodizing

Anodizing is an electrochemical process that thickens and toughens the naturally occurring protective oxide. The resulting finish makes a corrosion resistant extrusion. PARCO extrusions have an etch anodize finish that is .15-.25 mil. thick.

REMEMBER - WE CUSTOM EXTRUDE TOO!

PARCO provides the following operations:

- Extrusion
- Fabrication
- Machining
- Engineering Assistance
- Cut to Length
- Punch, slot, countersink

Radius

PARCO extrusions incorporate a radius in the T-Slot to ensure drop-in T-Nuts are easy to use.

10 Series

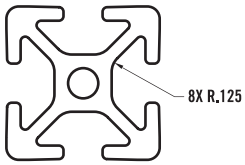

15 Series

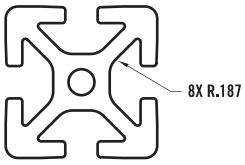

Parco Inc. VS. Welded Steel

Parco Advantages

- No Welding
- No Painting (unless you want to)
- No Rusting
- No Cleanup
- No Special Tools
- No Electricity
- Easy Modifications
- Add On Attachments
- Remove Attachments
- Strong Support Ability
- Linear Slide Capability
- Comes packed ready to assemble or arrives already assembled if desired
- Compatible with competitors' attachments
- Lower cost per project

Welded Steel Disadvantages

- Special equipment, welder needed
- Welding Supplies
- Requires Paint
- Cleaning Supplies
- Fabricating Equipment
- May Rust

Welded Steel Advantages

- Permanent Assembly

Profile T-Slot Sizes

10 Series

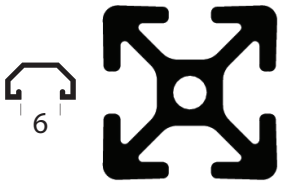

15 Series

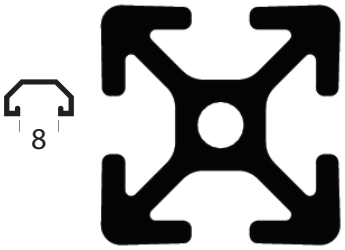

30 Series

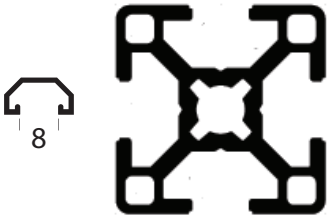

40 Series

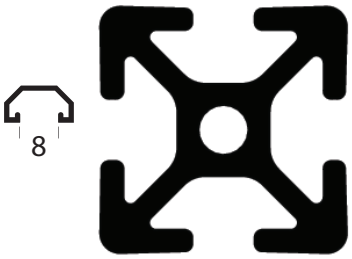

45 Series

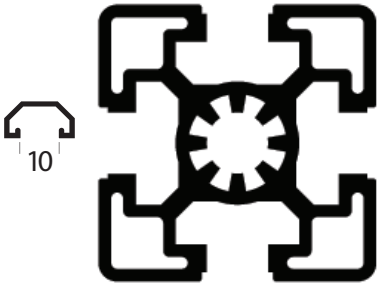

Deflection Calculations

Using the calculations below, find your approximate deflection* for a specific PARCO extrusion. See table below for variations.

Equation Variable Units Respectively

Max. Deflection is in inches
"F" or Force is in pounds
"L" or Length is in inches
"E" or Modulus of Elasticity is in pounds per inch squared
"I" or Moment of Inertia is in inches^4
"W" or Weight is in pounds per inch

*For reference only

Supported Loads

CONCENTRATED LOAD AT CENTER (simply supported)

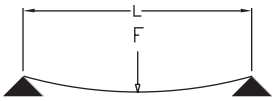

$$\text{MAX DEFLECTION} = \frac{FL^3}{48\ EI}$$

UNIFORMLY DISTRIBUTED LOAD (simply supported)

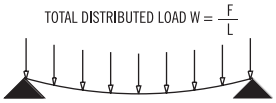

$$\text{MAX DEFLECTION} = \frac{5}{84}\ \frac{WL^4}{EI}$$

CONCENTRATED LOAD AT CENTER (between fixed supports)

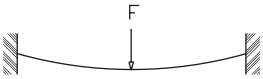

$$\text{MAX DEFLECTION} = \frac{FL^3}{192\ EI}$$

UNIFORMLY DISTRIBUTED LOAD (between fixed supports)

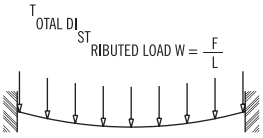

$$\text{MAX DEFLECTION} = \frac{WL^4}{384\ EI}$$

Cantilever Loads

CONCENTRATED LOAD AT CENTER (simply supported)

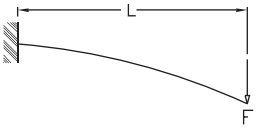

$$\text{MAX DEFLECTION} = \frac{FL^3}{3\ EI}$$

UNIFORMLY DISTRIBUTED LOAD (simply supported)

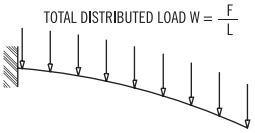

$$\text{MAX DEFLECTION} = \frac{WL^4}{8\ EI}$$

- Modulus of Elasticity = 10,000,000 lbs/sq. in. for all extrusions.
- Moment of Inertia is listed for each extrusion in Section 2.

1

Why Parco?

Parco is your one-stop shop for manufacturing needs. From standard, off-the-shelf solutions to a solution completely customized to fit YOUR needs in YOUR shop. Our extensive experience using aluminum T-slotted extrusion lets us help you find the best solution quickly, easily, and economically.

By its very nature, T-slotted aluminum's modularity supports both green and lean manufacturing processes. As needs change, our workplace solutions can quickly and easily be reconfigured to serve new purposes in your facility.

How to Reach Us:

Online purchasing is easy at **www.parco-inc.com.**

Call an experienced customer service representative at **1-800-817-0617.**

Email us at customerservice@parco-inc.com



How Your Items Will Arrive

Raw Materials: Includes bars of extrusion, fasteners, accessories, joining plates, plastic, wire mesh, and hardware needed to build your projects.

Kit Form: Includes all cut-to-length extrusion with any needed machining services, tagged to match CAD drawing, and all hardware for your project in an easy to assemble kit.

Fully Assembled: Your project built at our facility, completely assembled to your specifications, shipped and ready to go.

What Makes PARCO Unique?

- Our helpful customer service staff has over 50 collective years of experience with T-Slotted aluminum extrusion.
- We have a dedicated engineering staff to help you with the design process.
- Our account managers are there to help you, from idea to finished design.
- No minimum orders.
- 100% interchangeable with all fractional 1", 1.5", metric 30mm, 40mm, and 45mm extrusion profiles.

Why Choose PARCO T-Slotted Aluminum For Your Needs?

- Corrosion resistant
- Lightweight
- High strength-to-weight ratio
- Non-magnetic
- Aesthetically pleasing
- Precise tolerances
- No welding = no heat stress or warping
- Easy to configure
- Vibration proof fastening with the drop lock feature

Section 2

Structural Extrusions

There are many Parco structural extrusions to choose from. Our fractional extrusions feature our 10 and 15 series. We also have metric extrusions which include the 30 series, 40 series, and 45 series.

Our 10 series, measured in inches, includes 1”x 1”, 1”x 1” QR, 1”x 2”, 1”x 3”, 2”x 2”, and 2”x 4”. The 10 series T-slots have .255” slot widths and are modular to each other. They are compatible with slot 6. Accessories throughout this catalog allow you to build a complete structure with our 10 series and transition it to our 15 series. The 10 series T-slot design has an inside radius of .125” to make sliding drop-in T-nuts easier.

The 15 series, also measured in inches, ranges from 1.5”x 1.5” to 3”x 6”. The 15 series T-slots have .322” slot widths and are modular to each other. They are compatible with slot 8. Accessories throughout this catalog allow you to build a complete structure with our 15 series accessories and transition it to and from our 10 series. The 15 series T-slot design has an inside radius of .187” to make sliding drop-in T-nuts easier.

The metric extrusion profile series, measured in millimeters, has 30mm, 40mm, 45mm, and 60mm sizes to choose from. The 30mm and 40mm have an 8mm slot, the 45mm has a 10mm slot, and the 60mm profile also has a 10mm slot.

Fractional

10 Series

Smooth



6 — 1/4 - 20 or M6 Bolt & T-nut

Grooved



6 — 1/4 - 20 or M6 Bolt & T-nut

15 Series

Smooth



8 — 5/16 - 18 or M8 Bolt & T-nut

Grooved



8 — 5/16 - 18 or M8 Bolt & T-nut

Metric

30 Series

Smooth



8 — M8 or 5/16 - 18 Bolt & T-nut

40 Series

Smooth



8 — M8 or 5/16 - 18 Bolt & T-nut

45 Series

Smooth



10 — M8 Bolt & T-nut

Pictorial Table of Contents

E1050S  Page 38

E2012S  Page 38

E1001S  Page 38

E1002S  Page 39

E1003S  Page 39

E1004S  Page 39

E1010S  Page 40

E1012S  Page 40

E1020S  Page 40

E1030S  Page 41

E2020S  Page 41

E2040S  Page 41

E1575S  Page 42

E3075S  Page 42

E1501S  Page 42

E1502S  Page 43

E1503S  Page 43

E1504S  Page 43

E1515ULS  Page 44

E1515LS  Page 44

E1515S  Page 44

E1517S  Page 45

E1530ULS  Page 45

E1530LS  Page 45

E1530S  Page 46

E1545S  Page 46

E3030LS  Page 46

E3030S  Page 47

E3060S  Page 47

E30-3030  Page 48

E30-3030-2S  Page 48

E30-3030-2SA  Page 48

E30-3030-WG30  Page 49

E30-3030-WG40  Page 49

E30-3045-30  Page 49

E30-3045-40  Page 50

E30-3060R  Page 50

E30-3060  Page 50

E30-6060  Page 51

E40-4040UL  Page 51

E40-4040L Page 51

E40-4040 Page 52

E40-4040-10 Page 52

E40-4001 Page 52

E40-4002 Page 53

E40-4003 Page 53

E40-4004 Page 53

E40-4045L-01 Page 54

E40-4045-02 Page 54

E40-4080UL Page 54

E40-4080L Page 55

E40-4080 Page 55

E40-4085L Page 55

E40-4083L Page 56

E40-4084L Page 56

E40-4080-10 Page 56

E40-4012 Page 57

E40-8080 Page 57

E40-8016 Page 57

E40-8020 Page 58

E45-22.545 Page 58

E3045C Page 58

E45-4545L Page 59

Pictorial Table of Contents

E45-4545

Page 59

E45-4545R

Page 59

E45-4545HR

Page 60

E45-4545-01

Page 60

E45-4545-2SA

Page 60

E45-4545-04

Page 61

E45-4545-03

Page 61

E45-4560

Page 61

E45-4590L

Page 62

E45-4590

Page 62

E45-6060L

Page 62

E45-6060

Page 63

E45-6090

Page 63

E45-9090

Page 63

1” x .50” Monoslot [fractional]

2

Part Number

E1050S (smooth)



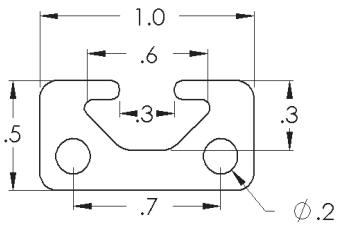

6

The 1" x 1" monoslot extrusion has one open slot on a 1” frame. Its smooth finish makes it resistant to dirt and debris. The three solid sides create a clean look for displays, desks, furniture, and more.

SPECIFICATIONS

Part #	Lengths	Weight	Estimated Area	Moment of Inertia
E1050S	145”, 92”	.376 lb/ft	0.313 in^2	Ix=0.007 in^4 Iy=0.031 in^4

BASIC MACHINING REFERENCE PAGES

Part #	Cut to Length	End Tapping	Drill Access Hole	Anchor Fastener Counterbore
E1050S	292	293	294	297

2” x .50” Bislot [fractional]

Part Number

E2012S (smooth)



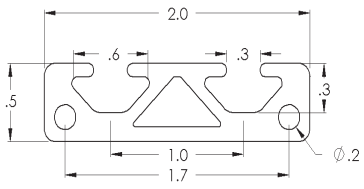

6

The 1" x 1" Bislot extrusion has one open slot on a 1” frame. Its smooth finish makes it resistant to dirt and debris. The three solid sides create a clean look for displays, desks, furniture, and more.

SPECIFICATIONS

Part #	Lengths	Weight	Estimated Area	Moment of Inertia
E2012S	240”, 120”, 92”	.674 lb/ft	0.562 in^2	Ix=0.014 in^4 Iy=0.217 in^4

BASIC MACHINING REFERENCE PAGES

Part #	Cut to Length	End Tapping	Drill Access Hole	Anchor Fastener Counterbore
E2012S	292	293	294	297

1” x 1” Monoslot [fractional]

Part Number

E1001S (smooth)



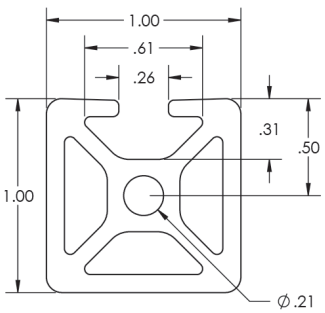

6

The 1" x 1" monoslot extrusion has one open slot on a 1” frame. Its smooth finish makes it resistant to dirt and debris. The three solid sides create a clean look for displays, desks, furniture, and more.

SPECIFICATIONS

Part #	Lengths	Weight	Estimated Area	Moment of Inertia
E1001S	240”, 120”, 92”	0.637 lbs/ft	0.531 in^2	Ix=0.051 in^4 Iy=0.057 in^4

BASIC MACHINING REFERENCE PAGES

Part #	Cut to Length	End Tapping	Drill Access Hole	Anchor Fastener Counterbore
E1001S	292	293	294	297

1” x 1” Bislot [fractional]

Part Number

E1002S (smooth)



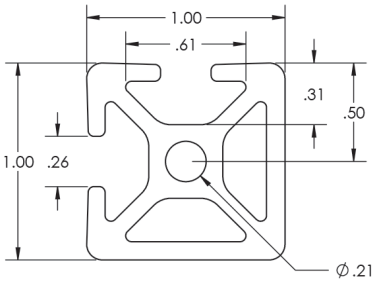



The 1” x 1” bislot extrusion has two adjacent open slots on a 1” frame. Its smooth finish makes it resistant to dirt and debris. The two solid sides create a clean look for displays, desks, furniture, and more.

SPECIFICATIONS

Part #	Lengths	Weight	Estimated Area	Moment of Inertia
E1002S	240”, 120”, 92”	0.605 lbs/ft	0.504 in^2	Ix=0.051 in^4 Iy=0.051 in^4

BASIC MACHINING REFERENCE PAGES

Part #	Cut to Length	End Tapping	Drill Access Hole	Anchor Fastener Counterbore
E1002S	292	293	294	297

1” x 1” Trislot [fractional]

Part Number

E1003S (smooth)



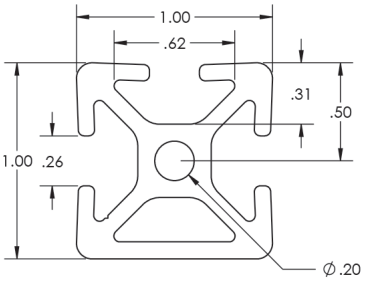



The 1” x 1” trislot extrusion has three adjacent open slots on a 1” frame. Its smooth finish makes it resistant to dirt and debris. The solid side creates a clean look for displays, desks, furniture, and more.

SPECIFICATIONS

Part #	Lengths	Weight	Estimated Area	Moment of Inertia
E1003S	240”, 120”, 92”	0.572 lbs/ft	0.477 in^2	Ix=0.046 in^4 Iy=0.051 in^4

BASIC MACHINING REFERENCE PAGES

Part #	Cut to Length	End Tapping	Drill Access Hole	Anchor Fastener Counterbore
E1003S	292	293	294	297

1” x 1” Bislot Opposite [fractional]

Part Number

E1004S (smooth)



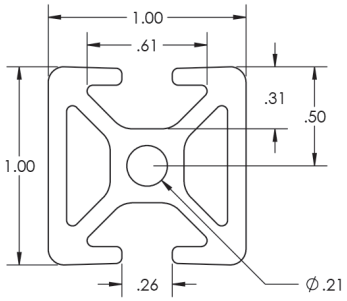



The 1” x 1” bislot opposite extrusion has two opposite open slots on a 1” frame. Its smooth finish makes it resistant to dirt and debris. The two solid sides create a clean look for displays, desks, furniture, and more.

SPECIFICATIONS

Part #	Lengths	Weight	Estimated Area	Moment of Inertia
E1004S	240”, 120”, 92”	0.605 lbs/ft	0.504 in^2	Ix=0.046 in^4 Iy=0.057 in^4

BASIC MACHINING REFERENCE PAGES

Part #	Cut to Length	End Tapping	Drill Access Hole	Anchor Fastener Counterbore
E1004S	292	293	294	297

1” x 1” [fractional]

Part Numbers

E1010S (smooth)
E1010S-BA (smooth black)
E1010G (grooved)
E1010G-BA (grooved black)



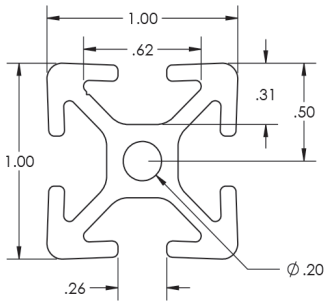

6

The 1” x 1” extrusion has four open T-Slots on each side of its 1” frame. Available in smooth or grooved, this profile is great for machine guards, work benches, displays, and more. The four open T-Slots allow for easy accessory mounting.

SPECIFICATIONS

Part #	Lengths	Weight	Estimated Area	Moment of Inertia
E1010S	240”, 120”, 92”	0.548 lbs/ft	0.457 in^2	Ix=0.046 in^4 Iy=0.046 in^4
E1010G	240”, 120”, 92”	0.533 lbs/ft	0.444 in^2	Ix=0.044 in^4 Iy=0.044 in^4
E1010S-BA	240”, 120”, 92”	0.548 lbs/ft	0.457 in^2	Ix=0.046 in^4 Iy=0.046 in^4

BASIC MACHINING REFERENCE PAGES

Part #	Cut to Length	End Tapping	Drill Access Hole	Anchor Fastener Counterbore
E1010S	292	293	294	297
E1010G	292	293	294	297

1” x 1” Quarter Round [fractional]

Part Number

E1012S (smooth)



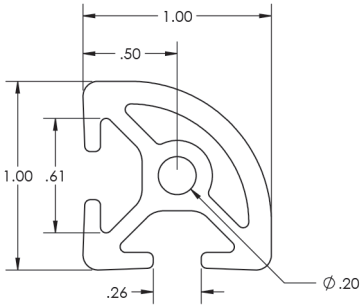

6

The 1.0" x 1.0" Quarter Round extrusion features a .750” curved radius and has two adjacent open T-Slots. The smooth profile is dirt and debris resistant and easy to clean. This extrusion is great for connecting large panels and structures such as workstations and displays.

SPECIFICATIONS

Part #	Lengths	Weight	Estimated Area	Moment of Inertia
E1012S	240”, 120”, 92”	0.567 lbs/ft	0.4727 in^2	Ix=0.0435 in^4 Iy=0.0435 in^4

BASIC MACHINING REFERENCE PAGES

Part #	Cut to Length	End Tapping	Drill Access Hole	Anchor Fastener Counterbore
E1012S	292	293	294	297

1” x 2” [fractional]

Part Numbers

E1020S (smooth)
E1020S-BA (smooth black)
E1020G (grooved)



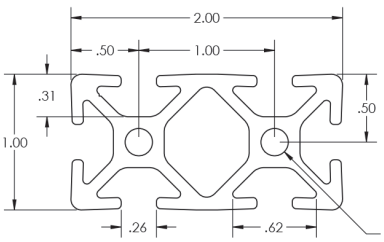

6

The 1" x 2" shape is designed with six open T-Slots with a smooth or grooved finish. This allows the extrusion to be resistant to dirt and debris while being easy to clean. The center of this profile can also be pressurized up to 150 psi.

Other Industry Standard and custom extruded shapes available upon request.

SPECIFICATIONS

Part #	Lengths	Weight	Estimated Area	Moment of Inertia
E1020S	240”, 120”, 92”	0.989 lbs/ft	0.824 in^2	Ix=0.087 in^4 Iy=0.321 in^4
E1020G	240”, 120”, 92”	0.970 lbs/ft	0.808 in^2	Ix=0.084 in^4 Iy=0.313 in^4
E1020S-BA	240”, 120”, 92”	0.548 lbs/ft	0.457 in^2	Ix=0.046 in^4 Iy=0.046 in^4

BASIC MACHINING REFERENCE PAGES

Part #	Cut to Length	End Tapping	Drill Access Hole	Anchor Fastener Counterbore
E1020S	292	293	294	297
E1020G	292	293	294	297

1” x 3” [fractional]

Part Numbers

E1030S (smooth)
E1030S-BA (smooth black)



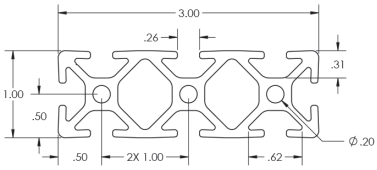

6

The 1” x 3” shape is designed with eight open T-Slots with a smooth finish. This allows the extrusion to be resistant to dirt and debris while being easy to clean. The center of this profile can also be pressurized up to 150 psi.

Other Industry Standard and custom extruded shapes available upon request.

SPECIFICATIONS

Part #	Lengths	Weight	Estimated Area	Moment of Inertia
E1030S	240”, 120”, 92”	1.403 lbs/ft	1.169 in^2	Ix=0.125 in^4 Iy=0.986 in^4

BASIC MACHINING REFERENCE PAGES

Part #	Cut to Length	End Tapping	Drill Access Hole	Anchor Fastener Counterbore
E1030S	292	293	294	297

2” x 2” [fractional]

Part Numbers

E2020S (smooth)
E2020S-BA (smooth black)
E2020G (grooved)



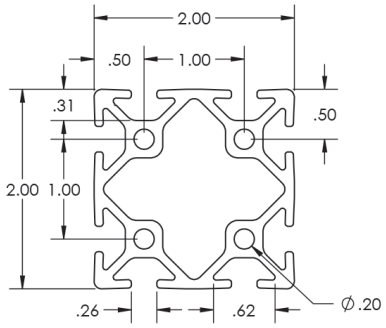

6

The 2" x 2" extrusion has eight open T-Slots with two on each side. The profile is available in smooth and grooved finish. It has a center hollow that allows it to be pressurized up to 150 psi. It is useful for automation applications and machine frames.

SPECIFICATIONS

Part #	Lengths	Weight	Estimated Area	Moment of Inertia
E2020S	240”, 120”, 92”	1.542 lbs/ft	1.285 in^2	Ix=0.578 in^4 Iy=0.578 in^4
E2020G	240”, 120”, 92”	1.512 lbs/ft	1.26 in^2	Ix=0.563 in^4 Iy=0.563 in^4
E2020S-BA	240”, 120”, 92”	1.542 lbs/ft	1.285 in^2	Ix=0.578 in^4 Iy=0.578 in^4

BASIC MACHINING REFERENCE PAGES

Part #	Cut to Length	End Tapping	Drill Access Hole	Anchor Fastener Counterbore
E2020S	292	293	294	297
E2020G	292	293	294	297

2” x 4” [fractional]

Part Number

E2040S (smooth)



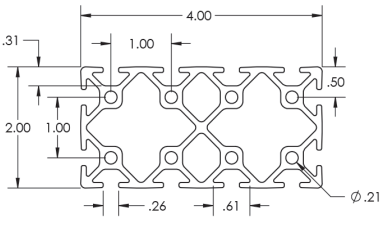

6

Our 2" x 4" shape is the largest 10 series shape available. It was created for structures that require very high load requirements. The 2" x 4" shape’s twelve open T-Slots are ideal for heavy duty machine bases, support structures, stairways, mezzanines, and anywhere where maximum structural strength is needed. The 2" x 4" shape also has four hollow centers that will accommodate multiple air manifolds and pressure up to 150 psi.

SPECIFICATIONS

Part #	Lengths	Weight	Estimated Area	Moment of Inertia
E2040S	240”, 120”, 92”	2.820 lbs/ft	2.350 in^2	Ix=1.075 in^4 Iy=3.656 in^4

BASIC MACHINING REFERENCE PAGES

Part #	Cut to Length	End Tapping	Drill Access Hole	Anchor Fastener Counterbore
E2040S	292	293	294	297

1.5” x .75” [fractional]

2

Part Number

E1575S (smooth)



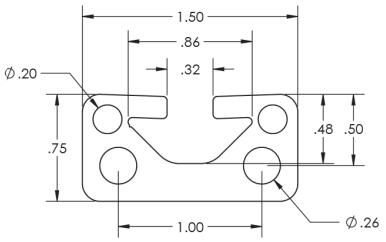

8

The 1.5" x .75" extrusion offers one open T-Slot on a 1.5” face. The smooth, thin profile is easy to connect to flat surfaces. It works well as a spacer for mounting door handles, rails, tracks, sensors, and more.

SPECIFICATIONS

Part #	Lengths	Weight	Estimated Area	Moment of Inertia
E1575S	240”, 120”, 92”	.8328 lbs/ft	0.694 in^2	Ix=.037 in^4 Iy=.147 in^4

BASIC MACHINING REFERENCE PAGES

Part #	Cut to Length	End Tapping	Drill Access Hole	Anchor Fastener Counterbore
E1575S	292	293	294	297

3” x .75” [fractional]

Part Number

E3075S (smooth)



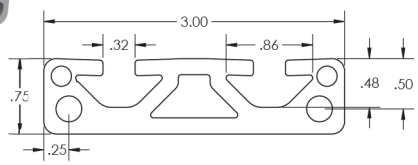

8

The 3” x .75” extrusion offers two open T-Slots on a 3” face. The smooth, thin profile is easy to connect to flat surfaces. It works well as a spacer for mounting door handles, rails, tracks, sensors, and more.

SPECIFICATIONS

Part #	Lengths	Weight	Estimated Area	Moment of Inertia
E3075S	240”, 120”, 92”	1.544 lbs/ft	1.320 in^2	Ix=1.067 in^4 Iy=.079 in^4

BASIC MACHINING REFERENCE PAGES

Part #	Cut to Length	End Tapping	Drill Access Hole	Anchor Fastener Counterbore
E3075S	292	293	294	297

1.5” x 1.5” Monoslot [fractional]

Part Number

E1501S (smooth)

E1501S-BA (smooth black)



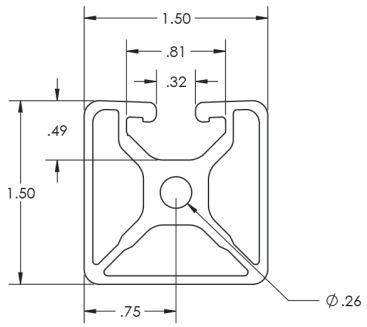

8

The 1.5” x 1.5” monoslot extrusion has one open slot on a 1.5” frame. Its smooth finish makes it resistant to dirt and debris. The three solid sides create a clean look for displays, desks, furniture, and more.

SPECIFICATIONS

Part #	Lengths	Weight	Estimated Area	Moment of Inertia
E1501S	240”, 120”, 92”	1.015 lbs/ft	0.846 in^2	Ix=0.178 in^4 Iy=0.180 in^4

BASIC MACHINING REFERENCE PAGES

Part #	Cut to Length	End Tapping	Drill Access Hole	Anchor Fastener Counterbore
E1501S	292	293	294	297

1.5” x 1.5” Bislot [fractional]

Part Number

E1502S (smooth)
E1502S-BA (smooth black)



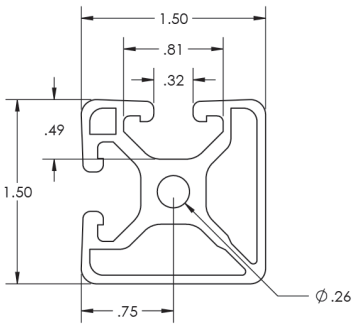

8

The 1.5” x 1.5” bislot extrusion has two adjacent open slots on a 1.5” frame. Its smooth finish makes it resistant to dirt and debris. The two solid sides create a clean look for displays, desks, furniture, and more.

SPECIFICATIONS

Part #	Lengths	Weight	Estimated Area	Moment of Inertia
E1502S	240”, 120”, 92”	1.036 lbs/ft	0.863 in^2	Ix=0.181 in^4 Iy=0.181 in^4

BASIC MACHINING REFERENCE PAGES

Part #	Cut to Length	End Tapping	Drill Access Hole	Anchor Fastener Counterbore
E1502S	292	293	294	297

1.5” x 1.5” Trislot [fractional]

Part Number

E1503S (smooth)
E1503S-BA (smooth black)



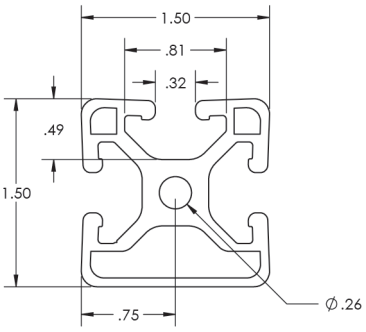

8

The 1.5” x 1.5” trislot extrusion has three adjacent open slots on a 1.5” frame. Its smooth finish makes it resistant to dirt and debris. The solid side creates a clean look for displays, desks, furniture, and more.

SPECIFICATIONS

Part #	Lengths	Weight	Estimated Area	Moment of Inertia
E1503S	240”, 120”, 92”	1.054 lbs/ft	0.878 in^2	Ix=0.181 in^4 Iy=0.183 in^4

BASIC MACHINING REFERENCE PAGES

Part #	Cut to Length	End Tapping	Drill Access Hole	Anchor Fastener Counterbore
E1503S	292	293	294	297

1.5” x 1.5” Bislot Opposite [fractional]

Part Number

E1504S (smooth)
E1504S-BA (smooth black)



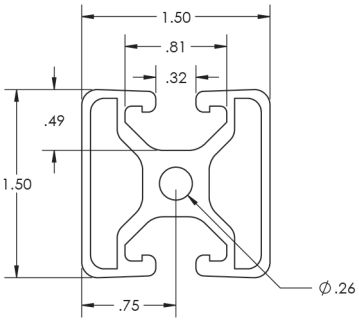

8

The 1.5” x 1.5” bislot opposite extrusion has two opposite open slots on a 1.5” frame. Its smooth finish makes it resistant to dirt and debris. The two solid sides create a clean look for displays, desks, furniture, and more.

SPECIFICATIONS

Part #	Lengths	Weight	Estimated Area	Moment of Inertia
E1504S	240”, 120”, 92”	1.008 lbs/ft	0.840 in^2	Ix=0.172 in^4 Iy=0.176 in^4

BASIC MACHINING REFERENCE PAGES

Part #	Cut to Length	End Tapping	Drill Access Hole	Anchor Fastener Counterbore
E1504S	292	293	294	297

1.5” x 1.5” Ultra Light [fractional]

Part Numbers

E1515ULS (smooth)
E1515ULG (grooved)



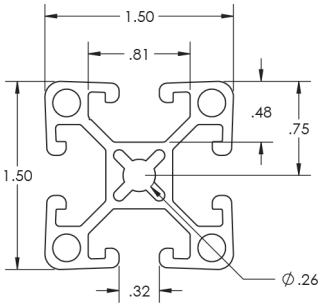



The 1.5" x 1.5" ultra light extrusion has four open T-Slots on each 1.5” face. The surface of the extrusion is smooth and easy to clean. Its uses include clean rooms, enclosures, machine guards, and more.

SPECIFICATIONS

Part #	Lengths	Weight	Estimated Area	Moment of Inertia
E1515LS	240”, 120”, 92”	0.925 lbs/ft	0.771 in^2	Ix=0.172 in^4 Iy=0.172 in^4
E1515LG	240”, 120”, 92”	0.898 lbs/ft	0.748 in^2	Ix=0.163 in^4 Iy=0.163 in^4

BASIC MACHINING REFERENCE PAGES

Part #	Cut to Length	End Tapping	Drill Access Hole	Anchor Fastener Counterbore
E1515LS	292	293	294	297
E1515LG	292	293	294	297

1.5” x 1.5” Light [fractional]

Part Numbers

E1515LS (smooth)
E1515LS-BA (smooth black)
E1515LG (grooved)
E1515LG-BA (grooved black)



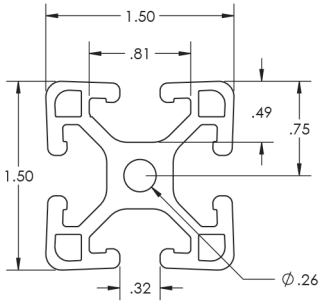



The 1.5” x 1.5” light extrusion has four open T-Slots on each 1.5” face. The surface of the extrusion is smooth and easy to clean. Its uses include clean rooms, enclosures, machine guards, and more.

SPECIFICATIONS

Part #	Lengths	Weight	Estimated Area	Moment of Inertia
E1515LS	240”, 120”, 92”	1.110 lbs/ft	0.925 in^2	Ix=0.194 in^4 Iy=0.194 in^4
E1515LG	240”, 120”, 92”	1.073 lbs/ft	0.894 in^2	Ix=0.182 in^4 Iy=0.182 in^4
E1515LS-BA	240”, 120”, 92”	1.110 lbs/ft	0.925 in^2	Ix=0.194 in^4 Iy=0.194 in^4
E1515LG-BA	240”, 120”, 92”	1.110 lbs/ft	0.925 in^2	Ix=0.194 in^4 Iy=0.194 in^4

BASIC MACHINING REFERENCE PAGES

Part #	Cut to Length	End Tapping	Drill Access Hole	Anchor Fastener Counterbore
E1515LS	292	293	294	297
E1515LG	292	293	294	297

1.5” x 1.5” [fractional]

Part Numbers

E1515S (smooth)
E1515S-BA (smooth black)
E1515G (grooved)



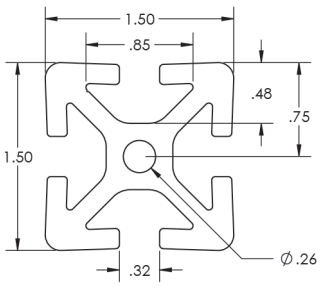



The 1.5” x 1.5” extrusion has four open T-Slots on each 1.5” face. The surface of the extrusion is smooth and easy to clean. Its uses include clean rooms, enclosures, machine guards, and more.

SPECIFICATIONS

Part #	Lengths	Weight	Estimated Area	Moment of Inertia
E1515S	240”, 120”, 92”	1.438 lbs/ft	1.198 in^2	Ix=0.266 in^4 Iy=0.266 in^4
E1515G	240”, 120”, 92”	1.388 lbs/ft	1.157 in^2	Ix=0.256 in^4 Iy=0.256 in^4
E1515S-BA	240”, 120”, 92”	1.438 lbs/ft	1.198 in^2	Ix=0.266 in^4 Iy=0.266 in^4

BASIC MACHINING REFERENCE PAGES

Part #	Cut to Length	End Tapping	Drill Access Hole	Anchor Fastener Counterbore
E1515S	292	293	294	297
E1515G	292	293	294	297

1.5” x 1.5” Quarter Round [fractional]

Part Numbers

E1517S (smooth)



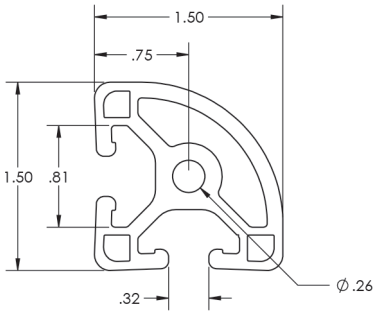

8

Our 1.5” x 1.5” Quarter Round has a 1.123” radius curve that has two open T-Slots, one on each of it’s 1.5” faces. This profile provides an aesthetic appearance for large workstations and displays. Panels and other supports fit easily into the T-Slots.

SPECIFICATIONS

Part #	Lengths	Weight	Estimated Area	Moment of Inertia
E1517S	240”, 120”, 92”	1.055 lbs/ft	0.879 in^2	Ix=0.172 in^4 Iy=0.172 in^4

BASIC MACHINING REFERENCE PAGES

Part #	Cut to Length	End Tapping	Drill Access Hole	Anchor Fastener Counterbore
E1517S	292	293	294	297

1.5” x 3.0” Ultra Light [fractional]

Part Numbers

E1530ULS (smooth)



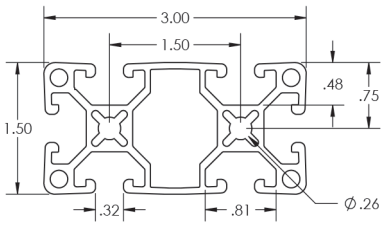

8

The 1.5" x 3.0" UL shape has 6 open T-Slots. One on each 1.5” side and two on each 3” side. The smooth surface makes this profile dirt resistant and easy to clean. The profile center can be pressurized up to 150 psi. It works well for displays and machine guards.

SPECIFICATIONS

Part #	Lengths	Weight	Estimated Area	Moment of Inertia
E1530ULS	240”, 120”, 92”	1.62 lbs/ft	1.388 in^2	Ix=0.128 in^4 Iy=0.332 in^4

BASIC MACHINING REFERENCE PAGES

Part #	Cut to Length	End Tapping	Drill Access Hole	Anchor Fastener Counterbore
E1530ULS	292	293	294	297

1.5” x 3.0” Light [fractional]

Part Numbers

E1530LS (smooth)
E1530LS-BA (smooth black)
E1530LG (grooved)



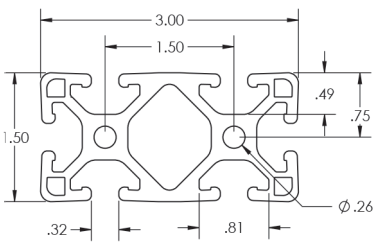

8

The 1.5” x 3.0” Light shape has 6 open T-Slots. One on each 1.5” side and two on each 3” side. The smooth surface makes this profile dirt resistant and easy to clean. The profile center can be pressurized up to 150 psi. It works well for displays and machine guards.

SPECIFICATIONS

Part #	Lengths	Weight	Estimated Area	Moment of Inertia
E1530LS	240”, 120”, 92”	2.119 lbs/ft	1.766 in^2	Ix=.408 in^4 Iy=1.431 in^4
E1530LG	240”, 120”, 92”	2.042 lbs/ft	1.702 in^2	Ix=.379 in^4 Iy=1.37 in^4
E1530LS-BA	240”, 120”, 92”	2.119 lbs/ft	1.766 in^2	Ix=.408 in^4 Iy=1.431 in^4
E1530LG-BA	240”, 120”, 92”	2.042 lbs/ft	1.702 in^2	Ix=.379 in^4 Iy=1.37 in^4

BASIC MACHINING REFERENCE PAGES

Part #	Cut to Length	End Tapping	Drill Access Hole	Anchor Fastener Counterbore
E1530LS	292	293	294	297
E1530LG	292	293	294	297

1.5” x 3.0” [fractional]

Part Numbers

E1530S (smooth)
E1530S-BA (smooth black)
E1530G (grooved)



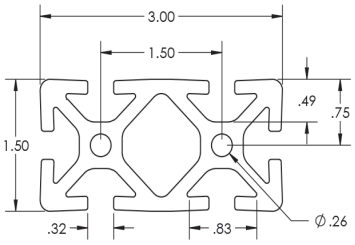

The 1.5” x 3.0” shape has six open T-Slots. One on each 1.5” side and two on each 3” side. The smooth surface makes this profile dirt resistant and easy to clean. The profile center can be pressurized up to 150 psi. It works well for displays and machine guards.

SPECIFICATIONS

Part #	Lengths	Weight	Estimated Area	Moment of Inertia
E1530S	240”, 120”, 92”	2.155 lbs/ft	2.155 in^2	Ix=.502 in^4 Iy=1.877 in^4
E1530G	240”, 120”, 92”	2.495 lbs/ft	2.079 in^2	Ix=0.48 in^4 Iy=1.81 in^4

BASIC MACHINING REFERENCE PAGES

Part #	Cut to Length	End Tapping	Drill Access Hole	Anchor Fastener Counterbore
E1530S	292	293	294	297

1.5” x 4.5” [fractional]

Part Number

E1545S (smooth)



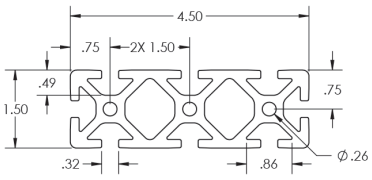

The 1.5" x 4.5" shape has eight open T-Slots. There are three on each 4.5” face and one on each 1.5” face. The smooth surface makes this profile dirt resistant and easy to clean. The profile centers can be pressurized up to 150 psi. This profile works well for displays, clean rooms, machine guards, and more.

SPECIFICATIONS

Part #	Lengths	Weight	Estimated Area	Moment of Inertia
E1545S	240”, 120”, 92”	3.74 lbs/ft	3.113 in^2	Ix=.739 in^4 Iy=5.913 in^4

BASIC MACHINING REFERENCE PAGES

Part #	Cut to Length	End Tapping	Drill Access Hole	Anchor Fastener Counterbore
E1545S	292	293	294	297

3” x 3” Light [fractional]

Part Numbers

E3030LS (smooth)
E3030LG (grooved)
E3030LS-BA (black smooth)



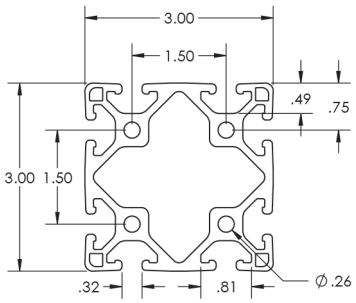

Our 3" x 3" L shape has eight open T-Slots, two on each side. The profile is easy to clean and resistant to debris buildup. The center can be pressurized up to 150 psi. This profile works well for workstations, machine guards, and automation purposes.

SPECIFICATIONS

Part #	Lengths	Weight	Estimated Area	Moment of Inertia
E3030LS	240”, 120”, 92”	3.112 lbs/ft	2.659 in^2	Ix=2.688 in^4 Iy=2.688 in^4
E3030LG	240”, 120”, 92”	3.274 lbs/ft	2.728 in^2	Ix=2.695 in^4 Iy=2.695 in^4
E3030LS-BA	240”, 120”, 92”	3.112 lbs/ft	2.659 in^2	Ix=2.688 in^4 Iy=2.688 in^4

BASIC MACHINING REFERENCE PAGES

Part #	Cut to Length	End Tapping	Drill Access Hole	Anchor Fastener Counterbore
E3030LS	292	293	294	297
E3030LG	292	293	294	297
E3030LS-BA	292	293	294	297

3” x 3” [fractional]

Part Numbers

E3030S (smooth)
E3030G (grooved)
E3030S-BA (black smooth)



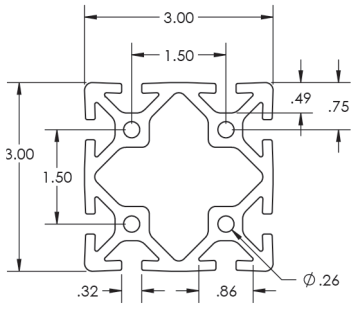



Our 3” x 3” shape has eight open T-Slots, two on each side. The profile is easy to clean and resistant to debris buildup. The center can be pressurized up to 150 psi. This profile works well for workstations, machine guards, and automation purposes.

SPECIFICATIONS

Part #	Lengths	Weight	Estimated Area	Moment of Inertia
E3030S	240”, 120”, 92”	4.027 lbs/ft	3.356 in^2	Ix=3.379 in^4 Iy=3.379 in^4
E3030G	240”, 120”, 92”	3.918 lbs/ft	3.265 in^2	Ix=3.276 in^4 Iy=3.276 in^4
E3030S-BA	240”, 120”, 92”	4.027 lbs/ft	3.356 in^2	Ix=3.379 in^4 Iy=3.379 in^4

BASIC MACHINING REFERENCE PAGES

Part #	Cut to Length	End Tapping	Drill Access Hole	Anchor Fastener Counterbore
E3030S	292	293	294	297
E3030G	292	293	294	297

3” x 6” [fractional]

Part Number

E3060S (smooth)



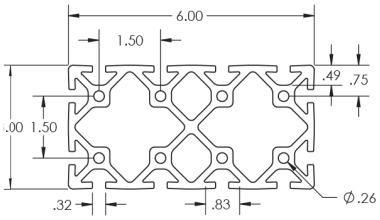



Our 3" x 6" shape is the largest available. It has twelve open T-Slots, four on each 6” face and two on each 3” face. The center can be pressurized up to 150 psi. This strong extrusion can be used for machine frames and workstations as well as automation purposes.

SPECIFICATIONS

Part #	Lengths	Weight	Estimated Area	Moment of Inertia
E3060S	240”, 120”, 92”	7.462 lbs/ft	6.219 in^2	Ix=.6.43 in^4 Iy=21.8559 in^4

BASIC MACHINING REFERENCE PAGES

Part #	Cut to Length	End Tapping	Drill Access Hole	Anchor Fastener Counterbore
E3060S	292	293	294	297

30mm x 30mm [Metric]

2

Part Number

E30-3030
E30-3030-BA (black)



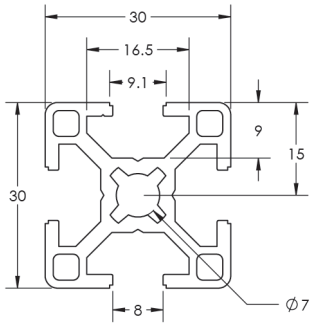



The 30mm x 30mm extrusion has four open T-Slots, one on each face. It is smooth and easy to clean, ideal for machine guarding, sound enclosures, small load work benches, display racks and panel mount racks.

SPECIFICATIONS

Part #	Lengths	Weight	Estimated Area	Moment of Inertia
E30-3030	119.5" (3.035m) 239" (6.07m)	.587 lbs/ft (.873 kg/m)	.489 in^2 (3.15405 cm^2)	Ix=.066 in^4 Iy=.066 in^4 (Ix=2.75 cm^4 Iy=2.75 cm^4)

BASIC MACHINING REFERENCE PAGES

Part #	Cut to Length	End Tapping	Drill Access Hole	Anchor Fastener Counterbore
E30-3030	292	293	294	297

30mm x 30mm Bislot Opposite [Metric]

Part Number

E30-3030-2S



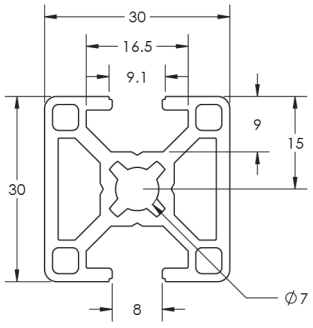



The 30mm x 30mm bislot opposite extrusion has two opposite open T-Slots. It is smooth and easy to clean, ideal for machine guarding, sound enclosures, small load work benches, display racks and panel mount racks.

SPECIFICATIONS

Part #	Lengths	Weight	Estimated Area	Moment of Inertia
E30-3030-2S	119.5" (3.035m) 239" (6.07m)	.605 lbs/ft (.90 kg/m)	.543 in^2 (3.5 cm^2)	Ix=.067 in^4 Iy=.083 in^4 (Ix=2.78 cm^4 Iy=3.46 cm^4)

BASIC MACHINING REFERENCE PAGES

Part #	Cut to Length	End Tapping	Drill Access Hole	Anchor Fastener Counterbore
E30-3030-2S	292	293	294	297

30mm x 30mm Bislot Adj [Metric]

Part Number

E30-3030-2SA



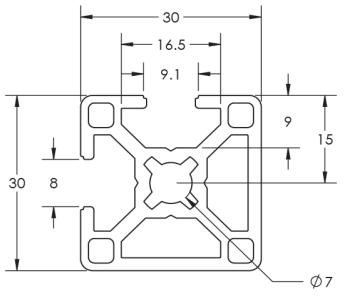



The 30mm x 30mm bislot adjacent extrusion has two adjacent open T-Slots. It is smooth and easy to clean, ideal for machine guarding, sound enclosures, small load work benches, display racks and panel mount racks.

SPECIFICATIONS

Part #	Lengths	Weight	Estimated Area	Moment of Inertia
E30-3030-2SA	119.5" (3.035m) 239" (6.07m)	.605 lbs/ft (.90 kg/m)	.543 in^2 (3.5 cm^2)	Ix=.075 in^4 Iy=.075 in^4 (Ix=3.11 cm^4 Iy=4.11 cm^4)

BASIC MACHINING REFERENCE PAGES

Part #	Cut to Length	End Tapping	Drill Access Hole	Anchor Fastener Counterbore
E30-3030-2SA	292	293	294	297

30mm x 30mm (WG30) [Metric]

Part Number

E30-3030-WG30



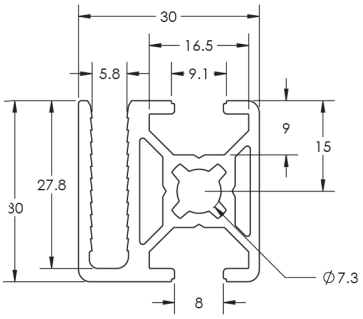



The 30mm x 30mm extrusion is ideal for machine guarding, sound enclosures, small load work benches, display racks and panel mount racks. Mount accessories such as valves, sensors, switches, slat-wall panels, DIN rails, and many others directly to the t-slot of the extrusion.

SPECIFICATIONS

Part #	Lengths	Weight	Estimated Area	Moment of Inertia
E30-3030-WG30	119.5" (3.035m) 239" (6.07m)	.648 lbs/ft (.964 kg/m)	.54 in^2 (3.483 cm^2)	Ix=.065 in^4 Iy=2.71 in^4 (Ix=.08 cm^4 Iy=3.33 cm^4)

BASIC MACHINING REFERENCE PAGES

Part #	Cut to Length	End Tapping	Drill Access Hole	Anchor Fastener Counterbore
E30-3030-WG30	292	293	294	297

30mm x 30mm (WG40) [Metric]

Part Number

E30-3030-WG40



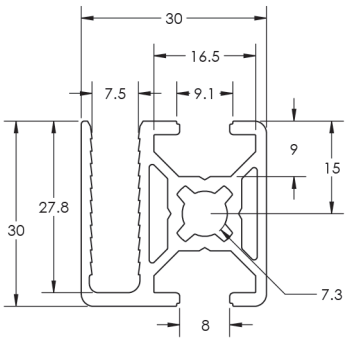



The 30mm x 30mm extrusion is ideal for machine guarding, sound enclosures, small load work benches, display racks and panel mount racks. Mount accessories such as valves, sensors, switches, slat-wall panels, DIN rails and many others directly to the t-slot of the extrusion.

SPECIFICATIONS

Part #	Lengths	Weight	Estimated Area	Moment of Inertia
E30-3030-WG40	119.5" (3.035m) 239" (6.07m)	.588 lbs/ft (.875 kg/m)	.49 in^2 (3.1605 cm^2)	Ix=.057 in^4 Iy=.073 in^4 (Ix=2.37 cm^4 Iy=3.04 cm^4)

BASIC MACHINING REFERENCE PAGES

Part #	Cut to Length	End Tapping	Drill Access Hole	Anchor Fastener Counterbore
E30-3030-WG40	292	293	294	297

30mm x 45mm FG30 [Metric]

Part Number

E30-3045-30



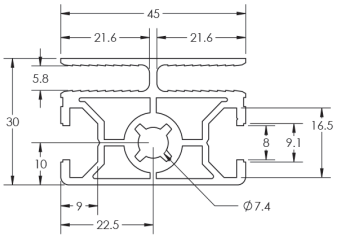



The 30mm x 45mm extrusion is ideal for machine guarding, sound enclosures, small load work benches, display racks and panel mount racks. Mount accessories such as valves, sensors, switches, slat-wall panels, DIN rails and many others directly to the t-slot of the extrusion.

SPECIFICATIONS

Part #	Lengths	Weight	Estimated Area	Moment of Inertia
E30-3045-30	119.5" (3.035m) 239" (6.07m)	.886 lbs/ft (1.289 kg/m)	.738 in^2 (4.761 cm^2)	Ix=.106 in^4 Iy=.184 in^4 (Ix=2.37 cm^4 Iy=3.04 cm^4)

BASIC MACHINING REFERENCE PAGES

Part #	Cut to Length	End Tapping	Drill Access Hole	Anchor Fastener Counterbore
E30-3045-30	292	293	294	297

30mm x 45mm FG40 [Metric]

Part Number

E30-3045-40



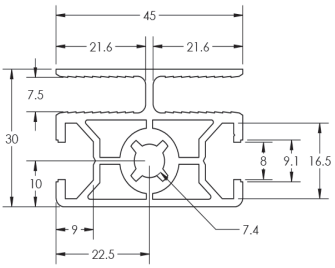



The 30mm x 45mm extrusion is ideal for machine guarding, sound enclosures, small load work benches, display racks and panel mount racks. Mount accessories such as valves, sensors, switches, slat-wall panels, DIN rails and many others directly to the t-slot of the extrusion.

SPECIFICATIONS

Part #	Lengths	Weight	Estimated Area	Moment of Inertia
E30-3045-40	119.5" (3.035m) 239" (6.07m)	.869 lbs/ft (1.293 kg/m)	.724 in^2 (4.671 cm^2)	Ix=.103 in^4 Iy=.171 in^4 (Ix=4.28 cm^4 Iy=7.12 cm^4)

BASIC MACHINING REFERENCE PAGES

Part #	Cut to Length	End Tap	Drill Access Hole	Anchor Fastener Counterbore
E30-3045-40	292	293	294	297

30mm x 60mm Round [Metric]

Part Number

E30-3060R



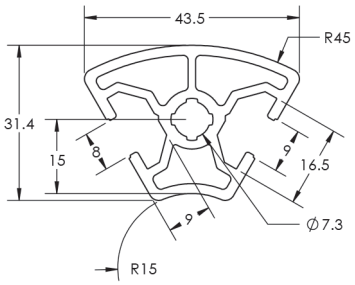



The 30mm x 60mm round extrusion has two open T-Slots on a rounded shape. It is ideal for machine guarding, sound enclosures, small load work benches, display racks and panel mount racks. Mount accessories such as valves, sensors, switches, slat-wall panels, DIN rails and many others directly to the t-slot of the extrusion.

SPECIFICATIONS

Part #	Lengths	Weight	Estimated Area	Moment of Inertia
E30-3060R	119.5" (3.035m) 239" (6.07m)	.6744 lbs/ft (1.004 kg/m)	.562 in^2 (3.6249 cm^2)	Ix=.074 in^4 Iy=.099 in^4 (Ix=3.08 cm^4 Iy=4.12 cm^4)

BASIC MACHINING REFERENCE PAGES

Part #	Cut to Length	End Tap	Drill Access Hole	Anchor Fastener Counterbore
E30-3060R	292	293	294	297

30mm x 60mm [Metric]

Part Number

E30-3060



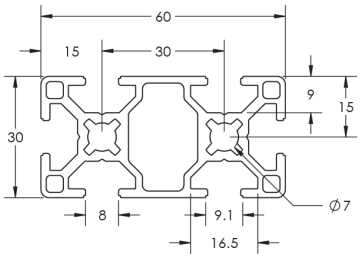



The 30mm x 60mm extrusion has six open T-Slots, one on each 30mm face and two on each 60mm face. This smooth profile is debris and dirt resistant. It works well for displays, machine guards, enclosures, and more.

SPECIFICATIONS

Part #	Lengths	Weight	Estimated Area	Moment of Inertia
E30-3060	119.5" (3.035m) 239" (6.07m)	1.034 lbs/ft (1.539 kg/m)	.862 in^2 (5.5599 cm^2)	Ix=.122 in^4 Iy=5.08 in^4 (Ix=.473 cm^4 Iy=19.69 cm^4)

BASIC MACHINING REFERENCE PAGES

Part #	Cut to Length	End Tap	Drill Access Hole	Anchor Fastener Counterbore
E30-3060	292	293	294	297

60mm x 60mm [Metric]

Part Number

E30-6060



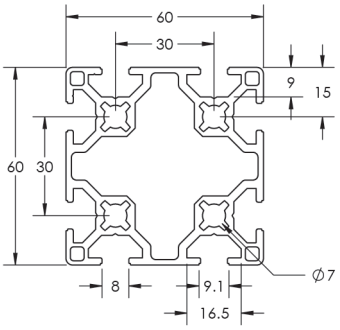



The 60mm x 60mm extrusion has eight open T-slots, making it ideal for machine guarding, sound enclosures, small load work benches, display racks, and panel mount racks. Mount accessories such as valves, sensors, switches, and many others directly to the t-slot of the extrusion.

SPECIFICATIONS

Part #	Lengths	Weight	Estimated Area	Moment of Inertia
E30-6060	119.5" (3.035m) 239" (6.07m)	1.72 lbs/ft (2.56 kg/m)	1.44 in^2 (9.299 cm^2)	Ix=5.62 in^4 Iy=5.62 in^4 (Ix=36.3 cm^4 Iy=36.3 cm^4)

BASIC MACHINING REFERENCE PAGES

Part #	Cut to Length	End Tapping	Drill Access Hole	Anchor Fastener Counterbore
E30-6060	292	293	294	297

40mm x 40mm Ultra Light [Metric]

Part Number

E40-4040UL



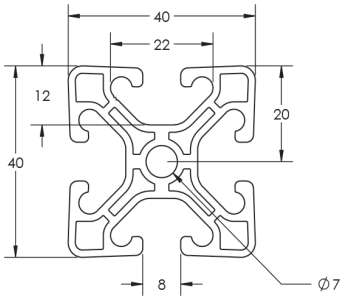



The 40mm x 40mm UL extrusion has four open T-Slots, one on each 40mm face. It is smooth and dirt resistant. It works well for clean rooms, work stations, enclosures, and machine guards. It is also useful for accessory mounting.

SPECIFICATIONS

Part #	Lengths	Weight	Estimated Area	Moment of Inertia
E40-4040UL	2.34m (92") 3.05m (120") 6.1m (240")	1.003 lbs/ft (1.445 kg/m)	.836 in^2 (5.394 cm^2)	Ix=.1972 in^4 Iy=.1972 in^4 (Ix=8.21 cm^4 Iy=8.21 cm^4)

BASIC MACHINING REFERENCE PAGES

Part #	Cut to Length	End Tapping	Drill Access Hole	Anchor Fastener Counterbore
E40-4040UL	292	293	294	297

40mm x 40mm Light [Metric]

Part Numbers

E40-4040L

E40-4040L-BA (black)



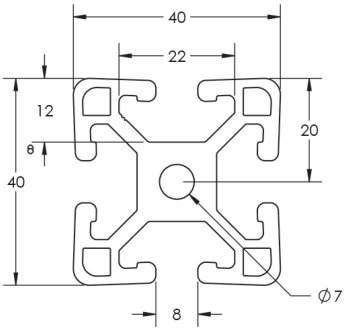



The 40mm x 40mm L extrusion has four open T-Slots, one on each 40mm face. It is smooth and dirt resistant. It works well for clean rooms, work stations, enclosures, and machine guards. It is also useful for accessory mounting.

SPECIFICATIONS

Part #	Lengths	Weight	Estimated Area	Moment of Inertia
E40-4040L	2.34m (92") 3.05m (120") 6.1m (240")	1.260 lbs/ft (1.875 kg/m)	1.050 in^2 (6.774 cm^2)	Ix=.236 in^4 Iy=.236 in^4 (Ix=9.823 cm^4 Iy=9.823 cm^4)
E40-4040L-BA	2.34m (92") 3.05m (120") 6.1m (240")	1.260 lbs/ft (1.875 kg/m)	1.050 in^2 (6.774 cm^2)	Ix=.236 in^4 Iy=.236 in^4 (Ix=9.823 cm^4 Iy=9.823 cm^4)

BASIC MACHINING REFERENCE PAGES

Part #	Cut to Length	End Tapping	Drill Access Hole	Anchor Fastener Counterbore
E40-4040L	292	293	294	297
E40-4040L-BA	292	293	294	297

40mm x 40mm [Metric]

Part Numbers

E40-4040
E40-4040-BA (black)



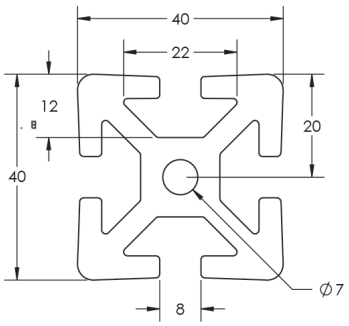



The 40mm x 40mm extrusion has four open T-Slots, one on each 40mm face. It is smooth and dirt resistant. It works well for clean rooms, work stations, enclosures, and machine guards. It is also useful for accessory mounting.

SPECIFICATIONS

Part #	Lengths	Weight	Estimated Area	Moment of Inertia
E40-4040	2.34m (92”) 3.05m (120”) 6.1m (240”)	1.628 lbs/ft (2.423 kg/m)	1.357 in^2 (8.755 cm^2)	Ix=.324 in^4 Iy=.324 in^4 (Ix=13.486 cm^4 Iy=13.486 cm^4)
E40-4040-BA	2.34m (92”) 3.05m (120”) 6.1m (240”)	1.628 lbs/ft (2.423 kg/m)	1.357 in^2 (8.755 cm^2)	Ix=.324 in^4 Iy=.324 in^4 (Ix=13.486 cm^4 Iy=13.486 cm^4)

BASIC MACHINING REFERENCE PAGES

Part #	Cut to Length	End Tap	Drill Access Hole	Anchor Fastener Counterbore
E40-4040	292	293	294	297
E40-4040-BA	292	293	294	297

40mm x 40mm - Slot 10 [Metric]

Part Number

E40-4040-10 (10 Slot)



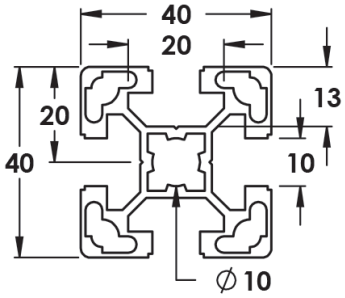



Our 40mm x 40mm extrusion with a slot 10. This extrusion has four open T-Slots, one on each 40mm face. It is smooth and dirt resistant. It works well for clean rooms, work stations, enclosures, and machine guards. It is also useful for accessory mounting.

SPECIFICATIONS

Part #	Lengths	Weight	Estimated Area	Moment of Inertia
E40-4040-10	2.34m (92”) 3.05m (120”) 6.1m (240”)	.995lbs/ft (1.48 kg/m)	5.47 cm2	Ix=.214 in^4 Iy=.214 in^4 (Ix=8.91 cm^4 Iy=8.91cm^4)

BASIC MACHINING REFERENCE PAGES

Part #	Cut to Length	End Tap	Drill Access Hole	Anchor Fastener Counterbore
E40-4040-10	292	293	294	297

40mm x 40mm Monoslot [Metric]

Part Number

E40-4001



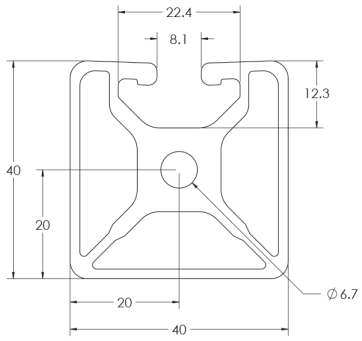



The 40mm x 40mm bislot shape has one open T-Slot on one 40mm face. The three closed faces give this extrusion a smooth, aesthetic look and allow it to be easily cleaned. It works well for displays, kiosks, booths, and furniture.

SPECIFICATIONS

Part #	Lengths	Weight	Estimated Area	Moment of Inertia
E40-4001	2.34m (92”) 3.05m (120”) 6.1m (240”)	1.145 lbs/ft (1.703 kg/m)	0.954 in^2 (6.154 cm^2)	Ix=.216 in^4 Iy=.212 in^4 (Ix=8.909 cm^4 Iy=8.824 cm^4)

BASIC MACHINING REFERENCE PAGES

Part #	Cut to Length	End Tap	Drill Access Hole	Anchor Fastener Counterbore
E40-4001	292	293	294	297

40mm x 40mm Bislot Adj [Metric]

Part Number

E40-4002



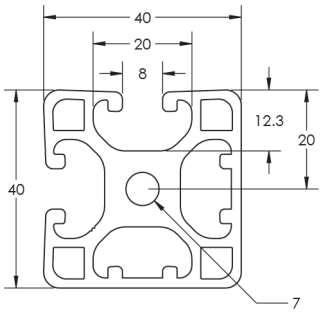

The 40mm x 40mm bislot adjacent shape has two open T-Slots, one on each adjacent 40mm face. The two closed faces give this extrusion a smooth, aesthetic look and allow it to be easily cleaned. It works well for displays, kiosks, booths, and furniture.

SPECIFICATIONS

Part #	Lengths	Weight	Estimated Area	Moment of Inertia
E40-4002	2.34m (92”) 3.05m (120”) 6.1m (240”)	1.268 lbs/ft (1.887 kg/m)	1.057 in^2 (6.817 cm^2)	Ix=.214 in^4 Iy=.231 in^4 (Ix=8.90 cm^4 Iy=9.610 cm^4)

BASIC MACHINING REFERENCE PAGES

Part #	Cut to Length	End Tap	Drill Access Hole	Anchor Fastener Counterbore
E40-4002	292	293	294	297

40mm x 40mm Trislot [Metric]

Part Number

E40-4003



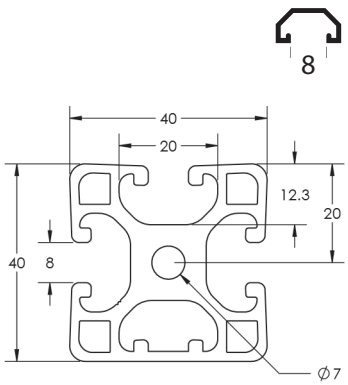

The 40mm x 40mm trislot shape has three open T-Slots, one on each adjacent 40mm face. The closed face gives this extrusion a smooth, aesthetic look and allow it to be easily cleaned. It works well for displays, kiosks, booths, and furniture.

SPECIFICATIONS

Part #	Lengths	Weight	Estimated Area	Moment of Inertia
E40-4003	2.34m (92”) 3.05m (120”) 6.1m (240”)	(1.695 kg/m)	.097 in^2 (6.268 cm^2)	Ix=.216 in^4 Iy=.226 in^4 (Ix=9.01 cm^4 Iy=8.78 cm^4)

BASIC MACHINING REFERENCE PAGES

Part #	Cut to Length	End Tap	Drill Access Hole	Anchor Fastener Counterbore
E40-4003	292	293	294	297

40mm x 40mm Bislot Opposite [Metric]

Part Number

E40-4004



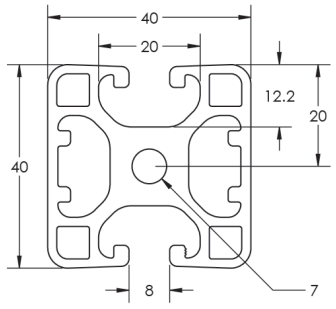

The 40mm x 40mm bislot opposite shape has two open T-Slots, one on each opposite 40mm face. The two closed faces give this extrusion a smooth, aesthetic look and allow it to be easily cleaned. It works well for displays, kiosks, booths, and furniture.

SPECIFICATIONS

Part #	Lengths	Weight	Estimated Area	Moment of Inertia
E40-4004	2.34m (92”) 3.05m (120”) 6.1m (240”)	1.267 lbs/ft (1.886 kg/m)	1.056 in^2 (6.816 cm^2)	Ix=.214 in^4 Iy=.250 in^4 (Ix=8.900 cm^4 Iy=10.427 cm^4)

BASIC MACHINING REFERENCE PAGES

Part #	Cut to Length	End Tap	Drill Access Hole	Anchor Fastener Counterbore
E40-4004	292	293	294	297

40mm x 45mm Mono Slot [Metric]

Part Number

E40-4045L-01



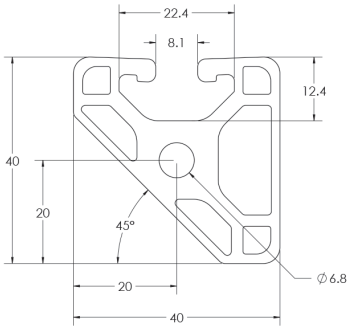

The 40mm x 45mm mono slot extrusion has a 45 degree closed back and side with one open T-Slot on one 40mm face. The smooth back and side of this extrusion is aesthetically pleasing and easy to clean. It works well for displays and workstations.

SPECIFICATIONS

Part #	Lengths	Weight	Estimated Area	Moment of Inertia
E40-4045L-01	2.34m (92") 3.3m (144")	1.058 lbs/ft (1.574 kg/m)	.881 in^2 (5.683 cm^2)	Ix=.166 in^4 Iy=.166 in^4 (Ix=6.909 cm^4 Iy=6.909 cm^4)

BASIC MACHINING REFERENCE PAGES

Part #	Cut to Length	End Tapping	Drill Access Hole	Anchor Fastener Counterbore
E40-4045L-01	292	293	294	297

40mm x 45mm Bislot [Metric]

Part Number

E40-4045L-02



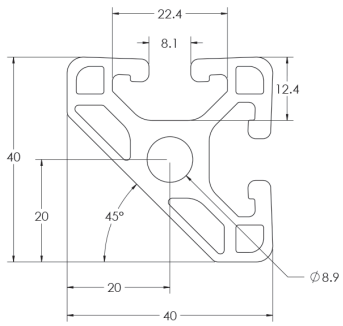

The 40mm x 45mm bislot extrusion has a 45 degree closed back and two open T-Slots, one on each 40mm face. The smooth back of this extrusion is aesthetically pleasing and easy to clean. It works well for displays and workstations.

SPECIFICATIONS

Part #	Lengths	Weight	Estimated Area	Moment of Inertia
E40-4045L-02	2.34m (92") 3.3m (144")	1.06 lbs/ft (1.58 kg/m)	.859 in^2 (5.54 cm^2)	Ix=.166 in^4 Iy=.166 in^4 (Ix=6.909 cm^4 Iy=6.909 cm^4)

BASIC MACHINING REFERENCE PAGES

Part #	Cut to Length	End Tapping	Drill Access Hole	Anchor Fastener Counterbore
E40-4045L-02	292	293	294	297

40mm x 80mm Ultra Light [Metric]

Part Number

E40-4080UL



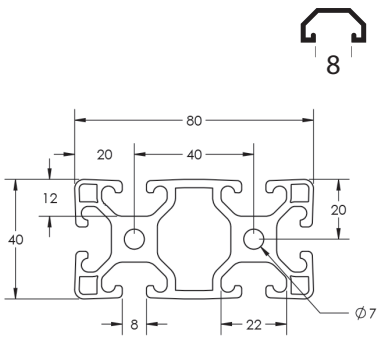

The 40mm x 80mm UL extrusion has six open T-Slots, one on each 40mm face and two on each 80mm face. This smooth profile is dirt resistant and easy to clean. Its ultra light weight works great for work spaces, displays, racks, and guards. The center cavity can also be pressurized up to 1.034 N/mm2 (150 psi).

SPECIFICATIONS

Part #	Lengths	Weight	Estimated Area	Moment of Inertia
E40-4080UL	2.34m (92") 3.05m (120") 6.1m (240")	1.993 lbs/ft (2.966 kg/m)	1.661 in^2 (10.716 cm^2)	Ix=.396 in^4 Iy=1.513 in^4 (Ix=16.48 cm^4 Iy=62.98 cm^4)

BASIC MACHINING REFERENCE PAGES

Part #	Cut to Length	End Tapping	Drill Access Hole	Anchor Fastener Counterbore
E40-4080UL	292	293	294	297

40mm x 80mm Light [Metric]

Part Number

E40-4080L
E40-4080L-BA (smooth black)



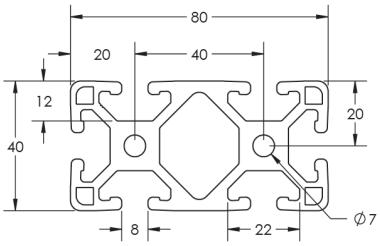

The 40mm x 80mm light extrusion has six open T-Slots, one on each 40mm face and two on each 80mm face. This smooth profile is dirt resistant and easy to clean. Its lighter weight works great for work spaces, displays, racks, and guards. The center cavity can also be pressurized up to 1.034 N/mm2 (150 psi).

SPECIFICATIONS

Part #	Lengths	Weight	Estimated Area	Moment of Inertia
E40-4080L	2.34m (92") 3.05m (120") 6.1m (240")	2.423 lbs/ft (3.609 kg/m)	2.021 in^2 (12.981 cm^2)	Ix=.495 in^4 Iy=1.761in^4 (Ix=20.603 cm^4 Iy=73.298 cm^4)
E40-4080L-BA	2.34m (92") 3.05m (120") 6.1m (240")	2.423 lbs/ft (3.609 kg/m)	2.021 in^2 (12.981 cm^2)	Ix=.495 in^4 Iy=1.761in^4 (Ix=20.603 cm^4 Iy=73.298 cm^4)

BASIC MACHINING REFERENCE PAGES

Part #	Cut to Length	End Tapping	Drill Access Hole	Anchor Fastener Counterbore
E40-4080L	292	293	294	297

40mm x 80mm [Metric]

Part Number

E40-4080



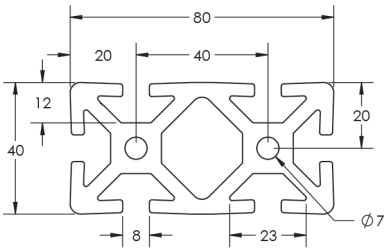

The 40mm x 80mm extrusion has six open T-Slots, one on each 40mm face and two on each 80mm face. This smooth profile is dirt resistant and easy to clean. It works great for work spaces, displays, racks, and guards. The center cavity can also be pressurized up to 1.034 N/mm2 (150 psi).

SPECIFICATIONS

Part #	Lengths	Weight	Estimated Area	Moment of Inertia
E40-4080	2.34m (92") 3.05m (120") 6.1m (240")	2.908 lbs/ft (4.329 kg/m)	2.423 in^2 (15.632 cm^2)	Ix=.621 in^4 Iy=25.848in^4 (Ix=2.271 cm^4 Iy=94.526 cm^4)

BASIC MACHINING REFERENCE PAGES

Part #	Cut to Length	End Tapping	Drill Access Hole	Anchor Fastener Counterbore
E40-4080	292	293	294	297

40mm x 80mm Bislot Opposite [Metric]

Part Number

E40-4085L



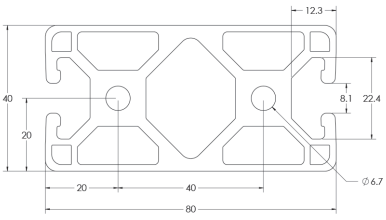

The 40mm x 80mm bislot opposite profile is rectangular with two open t-slots on each 40mm face. The closed face on this profile provides a clean, smooth surface that is easy to clean and dirt resistant. It can be used for machine guards, displays, work benches, or enclosures.

SPECIFICATIONS

Part #	Lengths	Weight	Estimated Area	Moment of Inertia
E40-4085L	2.34m (92") 3.05m (120") 6.1m (240")	1.99 lbs/ft (2.96 kg/m)	1.705 in^2 (11 cm^2)	Ix=4.14 in^4 Iy=.973 in^4 (Ix=67.83 cm^4 Iy=15.94 cm^4)

BASIC MACHINING REFERENCE PAGES

Part #	Cut to Length	End Tapping	Drill Access Hole	Anchor Fastener Counterbore
E40-4085L	292	293	294	297

40mm x 80mm Trislot Adj [Metric]

Part Number

E40-4083L



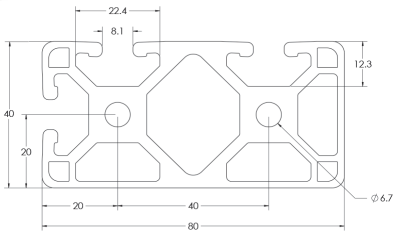

8

The 40mm x 80mm trislot adjacent profile is rectangular with three open t-slots, two on one 80mm side and one on one 40mm side. The closed face on this profile provides a clean, smooth surface that is easy to clean and dirt resistant. It can be used for machine guards, displays, work benches, or enclosures.

SPECIFICATIONS

Part #	Lengths	Weight	Estimated Area	Moment of Inertia
E40-4083L	2.34m (92") 3.05m (120") 6.1m (240")	2.318 lbs/ft (3.449 kg/m)	1.932 in^2 (12.464 cm^2)	Ix=4.16 in^4 Iy=1.01 in^4 (Ix=68.19 cm^4 Iy=16.47 cm^4)

BASIC MACHINING REFERENCE PAGES

Part #	Cut to Length	End Tapping	Drill Access Hole	Anchor Fastener Counterbore
E40-4083L	292	293	294	297

40mm x 80mm 4 Slot [Metric]

Part Number

E40-4084L



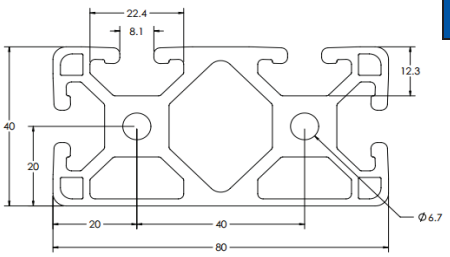

8

The 40mm x 80mm 4 slot profile has four adjacent t-slots. Two are on one 80mm side and one is on each 40mm side. The closed face provides a clean surface that is resistant to dirt. It works well with work spaces, machine guards, and displays.

SPECIFICATIONS

Part #	Lengths	Weight	Estimated Area	Moment of Inertia
E40-4084L	2.34m (92") 3.05m (120") 6.1m (240")	2.026 lbs/ft (.919 kg/m)	1.731 in^2 (11.17 cm^2)	Ix=4.25 in^4 Iy=1.01 in^4 (Ix=69.72 cm^4 Iy=16.61 cm^4)

BASIC MACHINING REFERENCE PAGES

Part #	Cut to Length	End Tapping	Drill Access Hole	Anchor Fastener Counterbore
E40-4084L	292	293	294	297

40mm x 80mm - Slot 10 [Metric]

Part Number

E40-4080-10 (Slot 10)



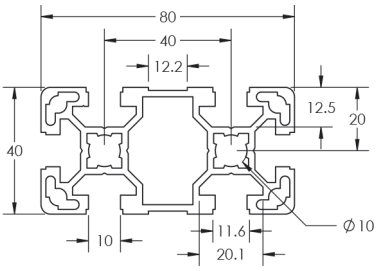

10

The 40mm x 80mm slot 10 profile has six open t-slots. It is useful for work spaces, machine guards, and displays.

SPECIFICATIONS

Part #	Lengths	Weight	Estimated Area	Moment of Inertia
E40-4080-10	2.34m (92") 3.05m (120") 6.1m (240"))	1.740lbs/ft (2.59 kg/m)	1.731 in^2 (9.60 cm^2)	Ix=2.34 in^4 Iy=.607 in^4 (Ix=61.76 cm^4 Iy=16.93 cm^4)

BASIC MACHINING REFERENCE PAGES

Part #	Cut to Length	End Tapping	Drill Access Hole	Anchor Fastener Counterbore
E40-4080-10	292	293	294	297

40mm x 120mm [Metric]

Part Number

E40-4012



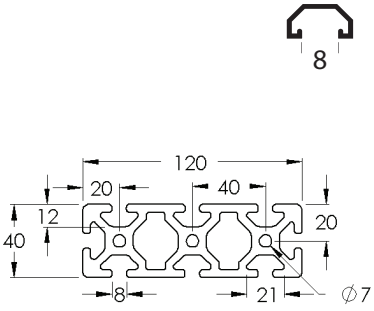

The 40mm x 120mm extrusion has eight open T-slots, one on each 40mm face and three on each 120mm face. This profile is smooth, making it resistant to dirt and easy to clean. The center cavities can be pressurized up to 1.034 N/mm2 (150 psi). It's useful for mounting accessories, hinges, and plates.

2

SPECIFICATIONS

Part #	Lengths	Weight	Estimated Area	Moment of Inertia
E40-4012	240", 120", 92"	4.130 lbs/ft	3.442 in^2	Ix=.879 in^4 Iy=7.132 in^4

BASIC MACHINING REFERENCE PAGES

Part #	Cut to Length	End Tapping	Drill Access Hole	Anchor Fastener Counterbore
E40-4012	292	293	294	297

80mm x 80mm [Metric]

Part Number

E40-8080



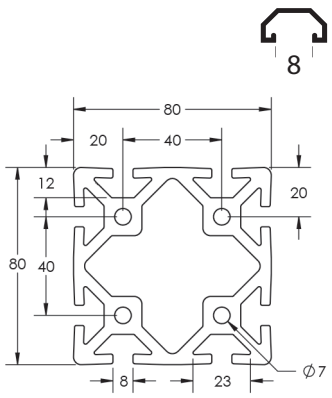

Our 80mm x 80mm shape has two T-slots on each 80mm face. The center cavities can be pressurized up to 1.034 N/mm2 (150 psi). It's great for workstations, frames, and automation applications.

SPECIFICATIONS

Part #	Lengths	Weight	Estimated Area	Moment of Inertia
E40-8080	2.34m (92") 3.05m (120") 6.1m (240")	4.807 lbs/ft (7.154 kg/m)	4.006 in^2 (25.845 cm^2)	Ix=4.289 in^4 Iy=4.289 in^4 (Ix=178.522 cm^4 Iy=178.522 cm^4)

BASIC MACHINING REFERENCE PAGES

Part #	Cut to Length	End Tapping	Drill Access Hole	Anchor Fastener Counterbore
E40-8080	292	293	294	297

80mm x 160mm [Metric]

Part Number

E40-8016



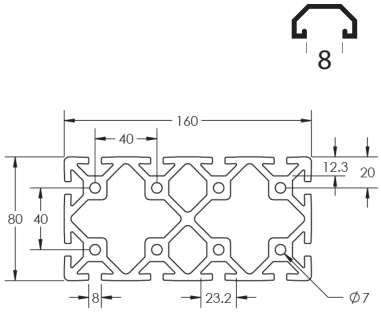

Our 80mm x 160mm shape has twelve open T-slots, two on each 80mm face and four on each 160mm face. This profile is smooth, dirt resistant, and easy to clean. The center cavities can be pressurized up to 1.034 N/mm2 (150 psi). It's great for workstations, frames, and automation applications.

SPECIFICATIONS

Part #	Lengths	Weight	Estimated Area	Moment of Inertia
E40-8016	2.34m (92") 3.05m (120") 6.1m (240")	7.88 lbs/ft (11.72 kg/m)	6.77 in^2 (43.49 cm^2)	Ix=67.8 in^4 Iy=19.69 in^4 (Ix=1111 cm^4 Iy=322.8 cm^4)

BASIC MACHINING REFERENCE PAGES

Part #	Cut to Length	End Tapping	Drill Access Hole	Anchor Fastener Counterbore
E40-8016	292	293	294	297

80mm x 20mm [Metric]

Part Number

E40-8020



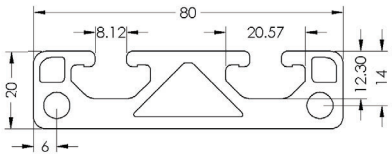



Our 80mm x 20mm shape has two adjacent T-slots, two on one 80mm face. It is a thinner profile that is easy to connect to flat surfaces. It works well as a spacer or for mounting accessories.

SPECIFICATIONS

Part #	Lengths	Weight	Estimated Area	Moment of Inertia
E40-8020	2.34m (92”) 3.05m (120”) 6.1m (240”)	1.54 lbs/ft (2.29 kg/m)	.514 in^2 (8.42 cm^2)	Ix=3.03 in^4 Iy=.228 in^4 (Ix=49.7 cm^4 Iy=3.73 cm^4)

BASIC MACHINING REFERENCE PAGES

Part #	Cut to Length	End Tap	Drill Access Hole	Anchor Fastener Counterbore
E40-8020	292	293	294	297

22.5mm x 45mm [Metric]

Part Number

E45-22.545



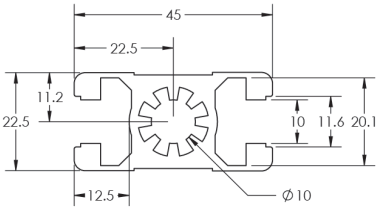



Our 22.5mm x 45mm shape works well for machine frames, workstations, shop carts, tables, and machine retrofits. It has a smooth finish for an aesthetically pleasing look.

SPECIFICATIONS

Part #	Lengths	Weight	Estimated Area	Moment of Inertia
E45-22.545	119.5” (3.035m) 239” (6.07m)	.850 lbs/ft (1.264 kg/m)	.708 in^2 (4.5666 cm^2)	Ix=.069 in^4 Iy=.171 in^4 (Ix=2.87 cm^4 Iy=7.12 cm^4)

BASIC MACHINING REFERENCE PAGES

Part #	Cut to Length	End Tap	Drill Access Hole	Central Connector
E45-22.545	292	293	294	299

30mm x 45mm C Channel [Metric]

Part Number

E3045C*



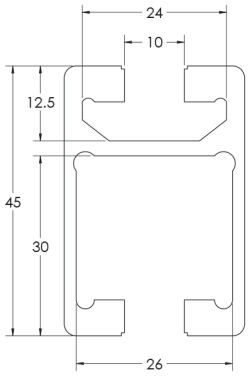



Our 30mm x 45mm C channel shape works well for sliding door applications including store fixtures, display cases, windows, and more.

SPECIFICATIONS

Part #	Lengths	Weight	Estimated Area	Moment of Inertia
E3045C	119.5” (3.035m) 239” (6.07m)	.832 lbs/ft (1.238 kg/m)	.693 in^2 (4.47 cm^2)	Ix=.255 in^4 Iy=.136 in^4 (Ix=10.61 cm^4 Iy=5.66 cm^4)

BASIC MACHINING REFERENCE PAGES

Part #	Cut to Length	End Tap	Drill Access Hole
E3045C	292	293	294

*This extrusion works with Trolley Set found on page 207.

45mm x 45mm Light [Metric]

Part Number

E45-4545L



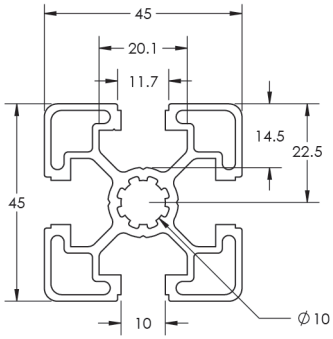

10

Our 45mm x 45mm light shape is smooth for a dirt resistant finish. It's great for guards, enclosures, clean rooms, or workstations. The four open T-slots allow for access in all directions.

SPECIFICATIONS

Part #	Lengths	Weight	Estimated Area	Moment of Inertia
E45-4545L	119.5" (3.035m) 239" (6.07m)	1.061 lbs/ft (1.578 kg/m)	.884 in^2 (5.7018 cm^2)	Ix=.264 in^4 Iy=.264 in^4 (Ix=10.99 cm^4 Iy=10.99 cm^4)

BASIC MACHINING REFERENCE PAGES

Part #	Cut to Length	End Tapping	Drill Access Hole	Anchor Fastener Counterbore
E45-4545L	292	293	294	297

45mm x 45mm [Metric]

Part Number

E45-4545



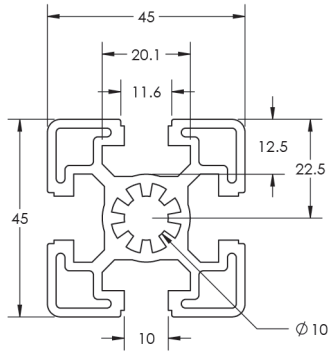

10

Our 45mm x 45mm shape is smooth for a dirt resistant finish. It's great for guards, enclosures, clean rooms, or workstations. The four open T-slots allow for access in all directions.

SPECIFICATIONS

Part #	Lengths	Weight	Estimated Area	Moment of Inertia
E45-4545	119.5" (3.035m) 239" (6.07m)	1.392 lbs/ft (2.071 kg/m)	1.16 in^2 (7.482 cm^2)	Ix=.334 in^4 Iy=.334 in^4 (Ix=13.9 cm^4 Iy=13.9 cm^4)

BASIC MACHINING REFERENCE PAGES

Part #	Cut to Length	End Tapping	Drill Access Hole	Anchor Fastener Counterbore
E45-4545	292	293	294	297

45mm x 45mm Quarter Round [Metric]

Part Number

E45-4545R



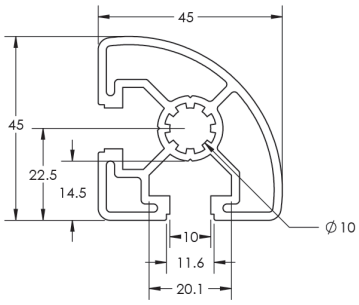

10

Our 45mm x 45mm quarter round extrusion has a slot 10 with two open T-slots with a rounded shape. It is useful for hand rails, legs, and table fronts with the clean, smooth finish. It is also ideal for clean room usage.

SPECIFICATIONS

Part #	Lengths	Weight	Estimated Area	Moment of Inertia
E45-4545R	119.5" (3.035m) 239" (6.07m)	1.004 lbs/ft (1.495 kg/m)	.837 in^2 (5.39865 cm^2)	Ix=.214 in^4 Iy=.214 in^4 (Ix=8.91 cm^4 Iy=8.91 cm^4)

BASIC MACHINING REFERENCE PAGES

Part #	Cut to Length	End Tapping	Drill Access Hole	Anchor Fastener Counterbore
E45-4545R	292	293	294	297

45mm x 45mm Half Round [Metric]

Part Number

E45-4545HR



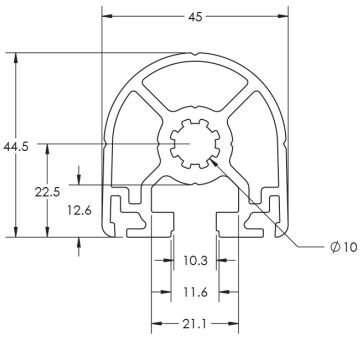



Our 45mm x 45mm half round extrusion has a slot 10 with two open T-slots with a rounded shape. It is useful for hand rails, legs, and table fronts with the clean, smooth finish. It is also ideal for clean room usage.

SPECIFICATIONS

Part #	Lengths	Weight	Estimated Area	Moment of Inertia
E45-4545HR	119.5" (3.035m) 239" (6.07m)	1.248 lbs/ft (1.857 kg/m)	1.042 in^2 (6.722 cm^2)	Ix=.216 in^4 Iy=.212 in^4 (Ix=8.99 cm^4 Iy=8.82 cm^4)

BASIC MACHINING REFERENCE PAGES

Part #	Cut to Length	End Tap	Drill Access Hole	Anchor Fastener Counterbore
E45-4545HR	292	293	294	297

45mm x 45mm Monoslot [Metric]

Part Number

E45-4545-01



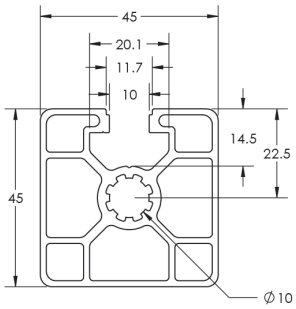



Our 45mm x 45mm monoslot is smooth for a dirt resistant finish. It's great for guards, enclosures, clean rooms, or workstations. It's single T-slot allows for a more aesthetically pleasing look.

SPECIFICATIONS

Part #	Lengths	Weight	Estimated Area	Moment of Inertia
E45-4545-01	119.5" (3.035m) 239" (6.07m)	1.042 lbs/ft (1.55 kg/m)	.868 in^2 (5.60 cm^2)	Ix=.266 in^4 Iy=.269 in^4 (Ix=.11.07 cm^4 Iy=11.19 cm^4)

BASIC MACHINING REFERENCE PAGES

Part #	Cut to Length	End Tap	Drill Access Hole	Anchor Fastener Counterbore
E45-4545-01	292	293	294	297

45mm x 45mm Bislot Adjacent [Metric]

Part Number

E45-4545-02



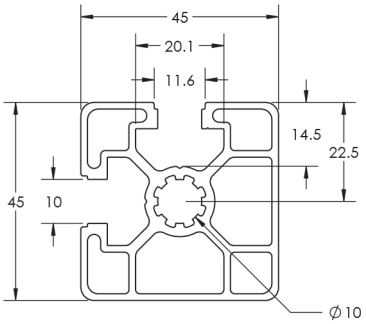



Our 45mm x 45mm bislot adjacent shape is smooth for a dirt resistant finish. The two adjacent T-slots make it great for guards, enclosures, clean rooms, or workstations.

SPECIFICATIONS

Part #	Lengths	Weight	Estimated Area	Moment of Inertia
E45-4545-02	119.5" (3.035m) 239" (6.07m)	1.075 lbs/ft (1.60 kg/m)	.899 in^2 (5.80 cm^2)	Ix=.283 in^4 Iy=.283 in^4 (Ix=.7188 cm^4 Iy=.7188 cm^4)

BASIC MACHINING REFERENCE PAGES

Part #	Cut to Length	End Tap	Drill Access Hole	Anchor Fastener Counterbore
E45-4545-02	292	293	294	297

45mm x 45mm Bislot Opposite [Metric]

Part Number

E45-4545-04



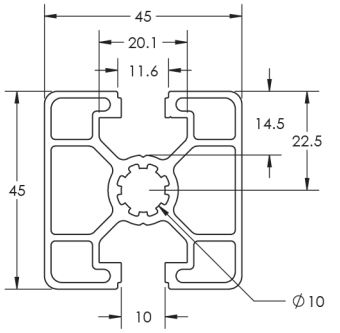

Our 45mm x 45mm bislot opposite shape is smooth for a dirt resistant finish. The two adjacent T-slots make it great for guards, enclosures, clean rooms, or workstations.

SPECIFICATIONS

Part #	Lengths	Weight	Estimated Area	Moment of Inertia
E45-4545-04	119.5" (3.035m) 239" (6.07m)	1.075 lbs/ft (1.60 kg/m)	.899 in^2 (5.80 cm^2)	Ix=.277 in^4 Iy=.277 in^4 (Ix=11.38 cm^4 Iy=11.38 cm^4)

BASIC MACHINING REFERENCE PAGES

Part #	Cut to Length	End Tapping	Drill Access Hole	Anchor Fastener Counterbore
E45-4545-04	292	293	294	297

45mm x 45mm Trislot [Metric]

Part Number

E45-4545-03



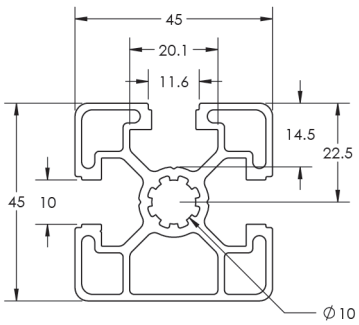

Our 45mm x 45mm trislot shape is smooth for a dirt resistant finish. The three open T-slots makes this extrusion great for guards, enclosures, clean rooms, or workstations.

SPECIFICATIONS

Part #	Lengths	Weight	Estimated Area	Moment of Inertia
E45-4545-03	119.5" (3.035m) 239" (6.07m)	1.075 lbs/ft (1.60 kg/m)	.899 in^2 (5.80 cm^2)	Ix=.277 in^4 Iy=.277 in^4 (Ix=11.38 cm^4 Iy=11.38 cm^4)

BASIC MACHINING REFERENCE PAGES

Part #	Cut to Length	End Tapping	Drill Access Hole	Anchor Fastener Counterbore
E45-4545-03	292	293	294	297

45mm x 60mm [Metric]

Part Number

E45-4560



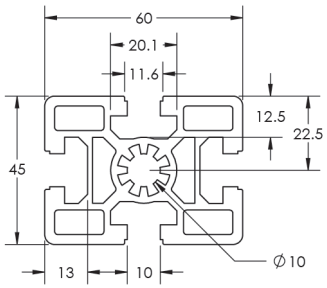

Our 45mm x 60mm shape is smooth for a dirt resistant finish. The four adjacent T-slots make it great for medium to heavy applications and a wide variety of uses.

SPECIFICATIONS

Part #	Lengths	Weight	Estimated Area	Moment of Inertia
E45-4560	119.5" (3.035m) 239" (6.07m)	2.039 lbs/ft (3.034 kg/m)	1.699 in^2 (22.643 cm^2)	Ix=.544 in^4 Iy=.894 in^4 (Ix=22.64 cm^4 Iy=37.21 cm^4)

BASIC MACHINING REFERENCE PAGES

Part #	Cut to Length	End Tapping	Drill Access Hole	Anchor Fastener Counterbore
E45-4560	292	293	294	297

45mm x 90mm Light [Metric]

Part Number

E45-4590L



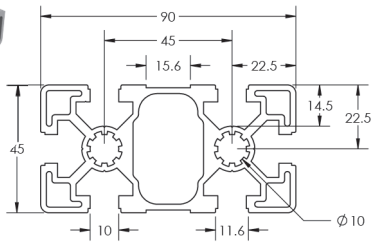



Our 45mm x 90mm with the six adjacent T-slots make it great for medium to heavy applications and a wide variety of uses where strength is key.

SPECIFICATIONS

Part #	Lengths	Weight	Estimated Area	Moment of Inertia
E45-4590L	119.5" (3.035m) 239" (6.07m)	2.368 lbs/ft (3.523 kg/m)	1.973 in^2 (12.72585 cm^2)	Ix=.644 in^4 Iy=2.349 in^4 (Ix=26.81 cm^4 Iy=97.77 cm^4)

BASIC MACHINING REFERENCE PAGES

Part #	Cut to Length	End Tap	Drill Access Hole	Anchor Fastener Counterbore
E45-4590L	292	293	294	297

45mm x 90mm [Metric]

Part Number

E45-4590 (smooth)

E45-4590-BA (smooth black)



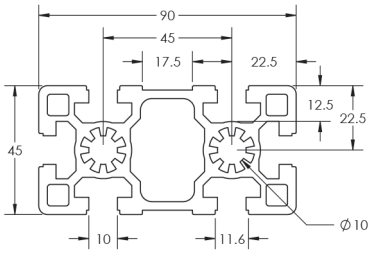

Our 45mm x 90mm shape is an even heavier duty version of our 45mm x 90mm light shape. It is great for medium to heavy applications and a wide variety of uses where strength is key.

SPECIFICATIONS

Part #	Lengths	Weight	Estimated Area	Moment of Inertia
E45-4590	119.5" (3.035m) 239" (6.07m)	2.791 lbs/ft (4.15 kg/m)	2.382 in^2 (15.37 cm^2)	Ix=2.995 in^4 Iy=.787 in^4 (Ix=124.62 cm^4 Iy=32.76 cm^4)

BASIC MACHINING REFERENCE PAGES

Part #	Cut to Length	End Tap	Drill Access Hole	Anchor Fastener Counterbore
E45-4590	292	293	294	297

60mm x 60mm Light [Metric]

Part Number

E45-6060L



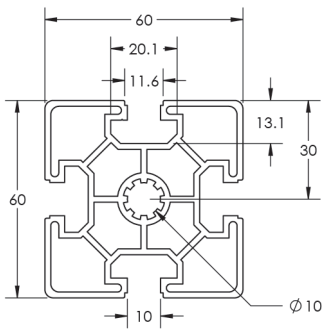

Our 60mm x 60mm light shape is smooth for a dirt resistant finish. The four open T-slots makes this extrusion great for guards, enclosures, clean rooms, or workstations.

SPECIFICATIONS

Part #	Lengths	Weight	Estimated Area	Moment of Inertia
E45-6060L	119.5" (3.035m) 239" (6.07m)	1.733 lbs/ft (2.578 kg/m)	1.444 in^2 (9.3138 cm^2)	Ix=.76 in^4 Iy=.76 in^4 (Ix=31.63 cm^4 Iy=31.63 cm^4)

BASIC MACHINING REFERENCE PAGES

Part #	Cut to Length	End Tap	Drill Access Hole	Anchor Fastener Counterbore
E45-6060L	292	293	294	297

60mm x 60mm [Metric]

Part Number

E45-6060



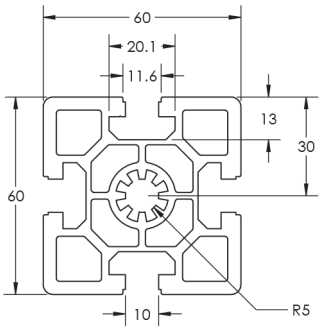

10

Our 60mm x 60mm shape is a stronger version of our 60mm x 60mm light. It is smooth for a dirt resistant finish. The four open T-slots makes this extrusion great for guards, enclosures, clean rooms, or workstations.

SPECIFICATIONS

Part #	Lengths	Weight	Estimated Area	Moment of Inertia
E45-6060	119.5" (3.035m) 239" (6.07m)	2.609 lbs/ft (3.88 kg/m)	2.229 in^2 (14.38 cm^2)	Ix=1.266 in^4 Iy=1.266 in^4 (Ix=52.7 cm^4 Iy=52.7 cm^4)

BASIC MACHINING REFERENCE PAGES

Part #	Cut to Length	End Tapping	Drill Access Hole	Anchor Fastener Counterbore
E45-6060	292	293	294	297

60mm x 90mm [Metric]

Part Number

E45-6090



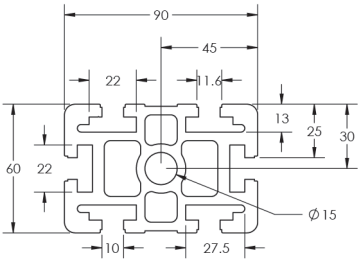

10

Our 60mm x 90mm shape is smooth for a dirt resistant finish. It features six open T-slots which makes it ideal for a wide variety of heavy duty applications such as cantilevered gantries.

SPECIFICATIONS

Part #	Lengths	Weight	Estimated Area	Moment of Inertia
E45-6090	119.5" (3.035m) 239" (6.07m)	4.770 lbs/ft (7.098 kg/m)	3.975 in^2 (25.639 cm^2)	Ix=2.173 in^4 Iy=5.105 in^4 (Ix=90.45 cm^4 Iy=212.49 cm^4)

BASIC MACHINING REFERENCE PAGES

Part #	Cut to Length	End Tapping	Drill Access Hole	Anchor Fastener Counterbore
E45-6090	292	293	294	297

90mm x 90mm [Metric]

Part Number

E45-9090

E45-9090-BA (smooth black)



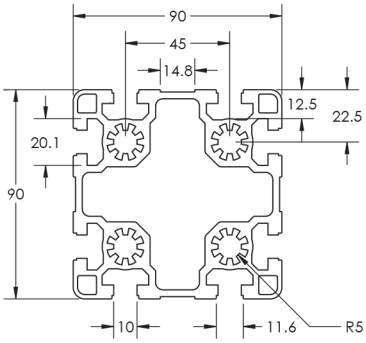

10

Our 90mm x 90mm extrusion features eight open T-slots. This makes it ideal for heavy duty purposes. It is great as a corner post where added strength is needed.

SPECIFICATIONS

Part #	Lengths	Weight	Estimated Area	Moment of Inertia
E45-9090	119.5" (3.035m) 239" (6.07m)	4.280 lbs/ft (6.369 kg/m)	3.567 in^2 (23.00715 cm^2)	Ix=5.016 in^4 Iy=5.016 in^4 (Ix=208.78 cm^4 Iy=208.78 cm^4)

BASIC MACHINING REFERENCE PAGES

Part #	Cut to Length	End Tapping	Drill Access Hole	Anchor Fastener Counterbore
E45-9090	292	293	294	297

3

Section 3
Fasteners

There are a number of Parco fasteners from which to choose. Economy T-Nuts are the most economical way to fasten your assembly. Anchor fasteners are a lower cost alternative to make a strong, clean, flush 90 degree joint in a variable location. End fasteners allow your frame to have a strong, square, hidden joint in a fixed location that makes assembly of your frame easier.

When ordering fasteners for your application, keep these suggestions in mind:

- Check out the Fastener Application Test below to determine which fasteners are right for your job
- For the most cost effective fastening option, choose economy t-nuts and fasteners
- When you have a captivated extrusion end, select drop-in t-nuts and fasteners
- Check out the Tools section of the catalog to find the right tool for your job

Fastener Advantages

- Options allow loading from end or from side
- Many available in fractional and metric sizes
- Highest quality available
- Finishes include corrosion resistant black zinc, bright zinc, and stainless steel
- Clean flush connections easily achieved

FASTENER/TOOL RECOMMENDED CHART

	FASTENER HEAD			
THREAD SIZE	SHCS	BHSCS	FBHSCS	FHSCS
8/32	n/a	3/32"	n/a	n/a
10-32	5/32"	1/8"	n/a	n/a
1/4-20	3/16"	5/32"	5/32"	5/32"
5/16-18	1/4"	3/16"	3/16"	3/16"
3/8-16	5/16"	n/a	n/a	7/32"
M6	5mm	4mm	n/a	n/a
M8	6mm	5mm	n/a	n/a

** Numbers in chart reflect hex tool size required.*

FASTENER APPLICATION TEST

	E1010G		E1515LS		E1515L	
FASTENER	A (lbs)	B	A (lbs)	B	A (lbs)	B
1	500	180 in/lbs	950	540 in/lbs	950	700 in/lbs
2	900	250 in/lbs	1,200	1,150 in/lbs	1,200	2,000 in/lbs
3	450	325 in/lbs	1,000	680 in/lbs	1,000	1,150 in/lbs
4	175	400 in/lbs	225	1,000 in/lbs	225	1,100 in/lbs
5	175	500 in/lbs	250	1,200 in/lbs	250	1,260 in/lbs
6	325	180 in/lbs	375	500 in/lbs	575	500 in/lbs
7	325	260 in/lbs	375	500 in/lbs	575	500 in/lbs

** All forces are approximate.*

A - DIRECT FORCE
B - TORTIONAL FORCE

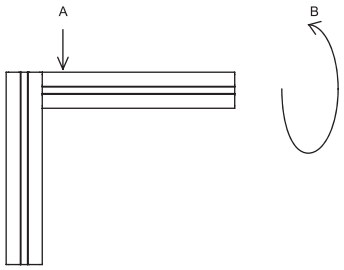

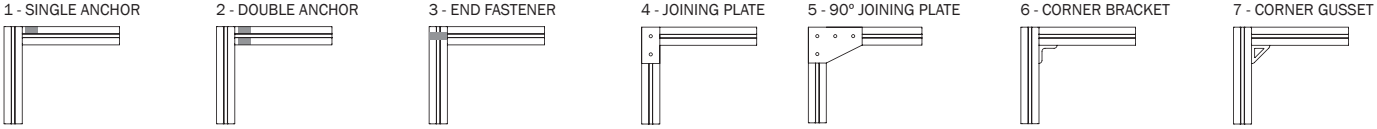

Pictorial Table of Contents

3

Economy T-Nuts

Page 70

Double Economy T-Nuts

Page 70

Triple Economy T-Nuts

Page 71

Economy Slide-In T-Nuts

Page 71

Slide-In T-Nut

Page 71

Standard T-Nuts Offset

Page 72

Drop In T-Nuts w/ Rubber Handle

Page 72

Drop In T-Nuts w/ Set Screw

Page 73

Drop In T-Nuts w/ Ball Bearing

Page 73

Stepped Drop In T-Nuts w/ Ball Bearing

Page 74

Spring T-Nut

Page 74

Roll In T-Nut

Page 74

Roll In T-Nut w/ Spring Leaf

Page 75

Hammer T-Nuts

Page 75

Drop In T-Slot Studs

Page 76

Drop In T-Stud w/ Flanged Hex Nut

Page 76

Economy T-Slot Studs

Page 77

Milling Connector

Page 77

Connector Link

Page 77

Inside-Outside & Inside-Inside Brackets

Page 78

Plate Connector

Page 78

Set Screw On Connector

Page 79

Self Forming Countersink Screw

Page 79

Self Forming Button Head Screw

Page 79

Self Tapping Screw

Page 80

End Fasteners

Page 80

Double End Fasteners

Page 81

Single-Tab End Fasteners

Page 81

Central Connector

Page 82

Cover Cap For Central Connector

Page 82

Universal Connector

Page 82

Anchor Fasteners

Page 83

Double Anchor Fasteners

Page 83

Push In Fasteners

Page 84

Threaded Inserts

Page 84

Butt Fasteners

Page 84

Button Head Socket Cap Screws

Page 85-86

Flanged Button Head Socket Cap Screws

Page 86

Connecting Screws

Page 86

Socket Head Cap Screws

Page 87-88

Flat Head Socket Cap Screws

Page 88

Lowhead Socket Cap Screws

Page 89

Washers & Hex Nuts

Page 89

Metric Screws

Page 89

Metric Bolt Assemblies

Page 90

Anchor Fastener
(Counterbore Machining Required)

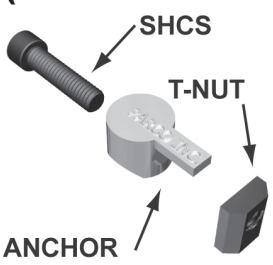

ANCHOR FASTENERS CONSIST OF THREE PARTS:
1. T-NUT
2. ANCHOR
3. SHCS

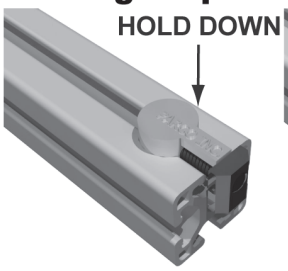

INSERT THE SHCS THROUGH THE ANCHOR AND PARTIALLY INTO THE T-NUT. PLACE THE ANCHOR ASSEMBLY INTO THE COUNTERBORE HOLE IN THE EXTRUSION.

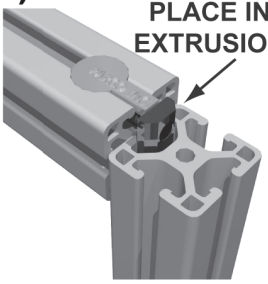

LINE UP THE ANCHORED EXTRUSION WITH THE JOINING EXTRUSION AND INSERT THE T-NUT INTO THE T-SLOT.



WHEN EXTRUSION IS PROPERLY IN PLACE TIGHTEN SHCS WITH A T-HANDLE HEX WRENCH UNTIL CONNECTION IS SOUND.

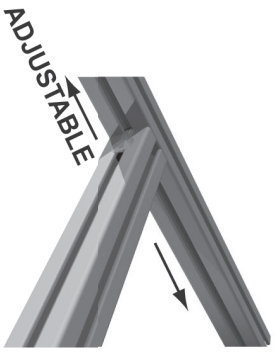

EXTRUSION CAN BE MOUNTED ANYWHERE ALONG JOINING EXTRUSION WITH ANCHOR FASTENER CONNECTION.

End Fastener
(Access Hole Machining Required)

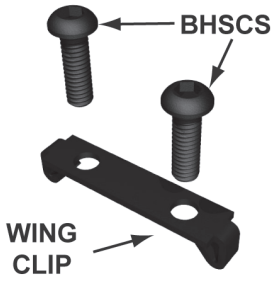

END FASTENERS CONSIST OF TWO TYPES OF PARTS:
1. BHSCS (1 FOR SINGLE)
2. WING CLIP (DOUBLE OR SINGLE)

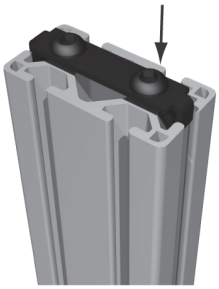

INSERT THE BHSCS'S THROUGH THE WING CLIP AND INTO THE TAPPED END OF THE EXTRUSION. DO NOT TIGHTEN.



TWO ACCESS HOLES IN THE JOINING EXTRUSION ARE REQUIRED FOR DOUBLE END FASTENERS (ONLY ONE IS NEEDED FOR SINGLE END FASTENERS)

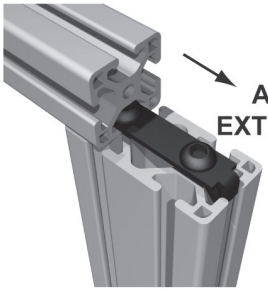

SLIDE THE JOINING EXTRUSION ONTO THE WING CLIP UNTIL THE ACCESS HOLES ARE ALIGNED WITH THE BHSCS'S.



PLACE A T-HANDLE HEX WRENCH INTO THE ACCESS HOLE UNTIL CONTACT IS MADE WITH THE BHSCS. TIGHTEN UNTIL THE CONNECTION IS SOUND.

Corner Gusset
(No Machining Required)

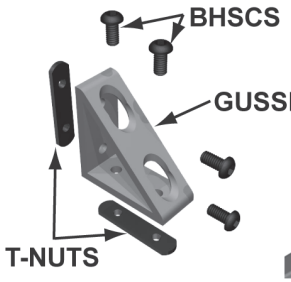

CORNER GUSSETS ARE COMPRISED THREE TYPES OF PARTS:
1. (4) BHSCS
2. (2) DOUBLE ECON T-NUTS
3. 4 HOLE CORNER GUSSET
*DIFFERENT TYPES OF GUSSETS ARE AVAILABLE.

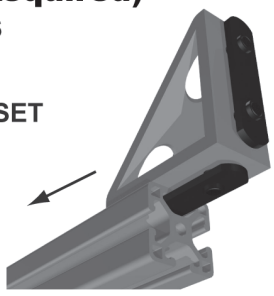

INSERT THE BHSCS'S THROUGH THE GUSSET AND LOOSELY INTO THE T-NUTS. BEGIN SLIDING THE GUSSET ONTO THE EXTRUSION WITH THE T-NUT IN THE T-SLOT.

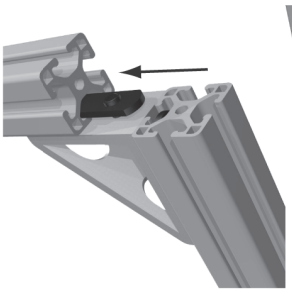

INSERT THE T-NUT ON ADJACENT SIDE OF THE GUSSET INTO THE T-SLOT OF THE JOINING EXTRUSION.

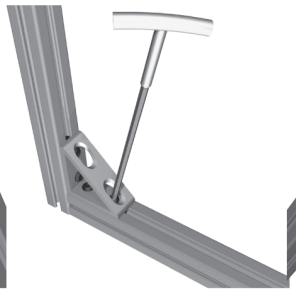

WHEN EXTRUSION IS PROPERLY IN PLACE TIGHTEN THE BHSCS'S WITH A T-HANDLE HEX WRENCH UNTIL THE CONNECTION IS SECURE.

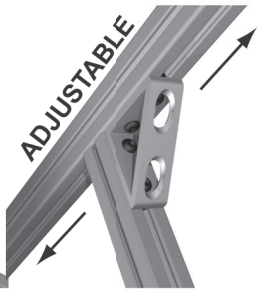

EXTRUSION CAN BE MOUNTED ANYWHERE ALONG THE JOINING PROFILE WITH THE GUSSET CONNECTION.

45mm Profile Central Connector (Counterbore Machining Required)

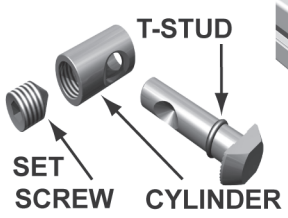

CENTRAL CONNECTORS ARE COMPRISED OF THREE PARTS:
1. SET SCREW
2. CYLINDER
3. T-STUD

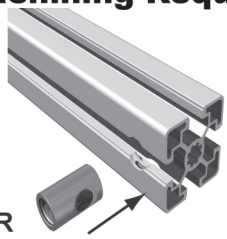

INSERT THE SET SCREW INTO THE CYLINDER THEN INSERT THE CYLINDER INTO THE COUNTERBORE HOLE.

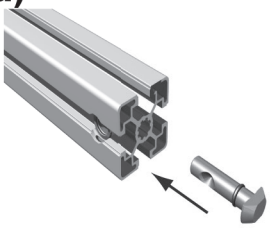

ALIGN THE HOLE IN THE CYLINDER WITH THE HOLE IN THE EXTRUSION THEN INSERT THE T-STUD INTO THE PROFILE END AND INTO THE HOLE IN THE CYLINDER.

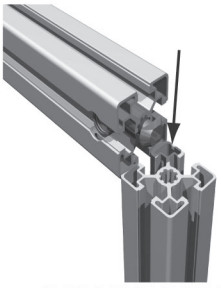

SLIDE THE T-STUD INTO THE T-SLOT OF THE JOINING EXTRUSION.



WHEN EXTRUSION IS PROPERLY IN PLACE TIGHTEN THE SET SCREW WITH A T-HANDLE HEX WRENCH UNTIL THE CONNECTION IS SECURE.

45mm Profile Connecting Screw (Access Hole and End Tap Required)



A CONNECTING SCREW IS AN M12 BHSCS THAT WORKS IN SIMILAR FASHION TO AN END FASTENER.

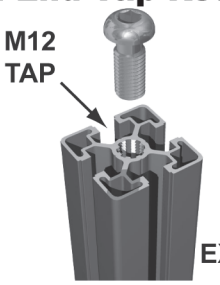

INSERT THE M12 BHSCS INTO THE TAPPED END OF THE 45MM EXTRUSION WITHOUT TIGHTENING ALL THE WAY.

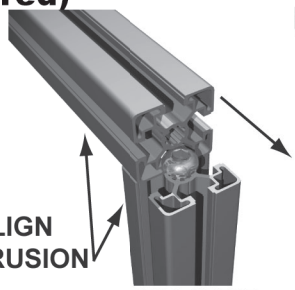

SLIDE THE TOP OF THE M12 BHSCS INTO THE T-SLOT OF THE JOINING PROFILE UNTIL THE BHSCS IS ALIGNED WITH THE ACCESS HOLE.



PLACE A T-HANDLE HEX WRENCH INTO THE ACCESS HOLE UNTIL CONTACT IS MADE WITH THE BHSCS. TIGHTEN UNTIL CONNECTION IS SECURE.



CONNECTION CAN BE MADE ANYWHERE ALONG THE JOINING PROFILE AS LONG AS AN ACCESS HOLE IS PRESENT.

45mm Profile Corner Gusset with T-Studs (No Machining Required)

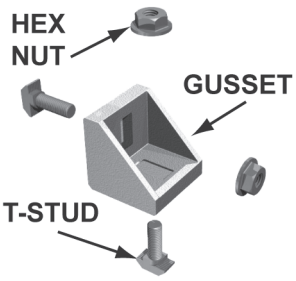

CORNER GUSSETS CAN ALSO BE ATTACHED WITH (2) M8 X 25MM T-STUDS AND (2) M8 FLANGED HEX NUTS.

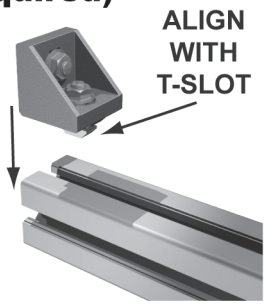

INSERT THE T-STUDS INTO THE GUSSET AND LOOSELY ATTACH THE HEX NUTS. THE T-STUD CAN BE INSERTED DIRECTLY INTO THE T-SLOT ONCE ALIGNED.

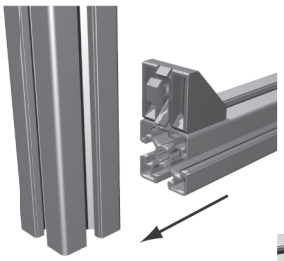

INSERT THE OTHER T-STUD INTO THE T-SLOT OF THE JOINING EXTRUSION. TABS ON GUSSETS WILL KEEP EXTRUSIONS ALIGNED. *TABLESS GUSSETS ARE AVAILABLE IF DESIRED.



TIGHTEN HEX NUTS WITH A 13MM WRENCH. WHEN TIGHTENED THE T-STUDS WILL ROTATE 90° AND LOCK IN PLACE.

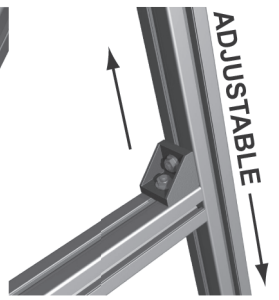

EXTRUSION CAN BE MOUNTED ANYWHERE ALONG THE JOINING EXTRUSION. T-STUDS WILL ALLOW THE GUSSET TO BE REMOVED OR ADDED ANYWHERE ALONG THE T-SLOT.

Economy T-Nuts

F = Fractional M = Metric



6
8

- Economical
- High Strength
- Extrusion end loading only
- 10, 15, 30, & 40 Series

Part #	Series	Finish	Style	A	B	C	D	E	F
F32750	10	Black	Centered	8-32	.866	.434	.040	.094	.124
F32760	10	Black	Centered	10-32	.866	.434	.040	.094	.124
F3676S	10	Stainless	Offset	10-32	.240	.940	.440	.050	.100
F33820	10	Black	Centered	1/4-20	1.000	.440	.050	.090	.124
F3785Z	10	Bright	Centered	1/4-20	1.000	.440	.050	.090	.124
F1961ZM	10	Bright	Centered	M6x1.0	.936	.438	.050	.096	n/a
F3786Z	15	Bright	Centered	1/4-20	.810	.510	.050	.120	.125
F32860	15	Black	Centered	1/4-20	.810	.510	.050	.120	.125
F3686S	15	Stainless	Centered	1/4-20	.810	.510	.050	.120	.125
F32780	15	Black	Offset	5/16-18	.280	1.000	.640	.080	.140
F3778Z	15	Bright	Offset	5/16-18	.280	1.000	.640	.080	.140
F3678S	15	Stainless	Offset	5/16-18	.280	1.000	.640	.080	.140
F1963ZM	15/40	Bright	Offset	M6x1.0	.250	.810	.510	.050	.120
F1981ZM	15/40	Bright	Offset	M8x1.25	.280	1.000	.640	.080	.140
F19810M	15/40	Black	Offset	M8x1.25	7.14mm	24.9mm	16.2mm	2.03mm	5.64mm
F19615M	30	Bright	Offset	M6 x 1.0	5mm	20.6mm	13mm	1.27mm	4.44mm
F37890M	30	Bright	Centered	5/16-18	25.4mm	12.6mm	2.00mm	3.60mm	n/a
F37960M	30	Bright	Centered	M8 x 1.25	25.4mm	12.6mm	2.00mm	3.60mm	n/a

CENTER THREAD

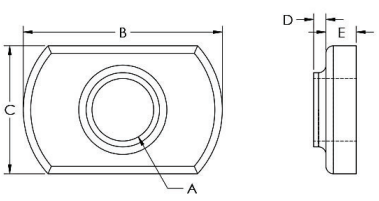

OFFSET THREAD

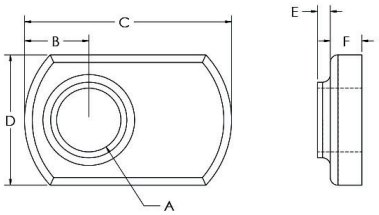

Double Economy T-Nuts

F = Fractional M = Metric



6
8

- Economical
- High Strength
- Extrusion end loading only
- 10, 15, 30, & 40 Series
- More convenient than single economy T-Nut
- 1", 1.5", and 40mm center-lines make pre-assembly easy

Part #	Series	Finish	A	B	C	D	E	F
F32810	10	Black	8-32	1.000	1.375	.443	.030	.100
F32800	10	Black	1/4-20	1.000	1.869	.443	.030	.100
F32790	15	Black	5/16-18	1.500	2.810	.625	.030	.148
F1962ZM	10	Bright	M6x1.0	1.000	1.875	.443	.030	.100
F3879ZM	15	Bright	M8x1.25	1.500	3.000	.630	.030	.148
F1982ZM	40	Bright	M8 X 1.25	40mm	75mm	16.2mm	2.00mm	5.60mm

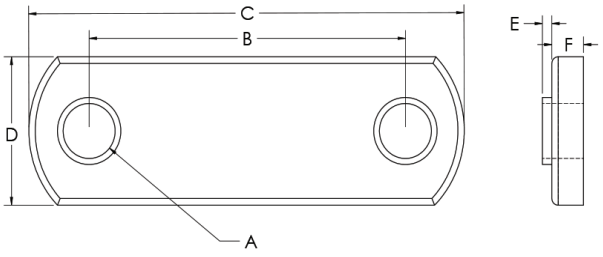

Triple Economy T-Nuts

F = Fractional M = Metric



6
8

Part #	Series	Finish	A	B	C	D	E
F32870	10	Black	1/4-20	2.450	.225	1.000	.450
F32850	15	Black	5/16-18	3.562	.281	1.500	.450

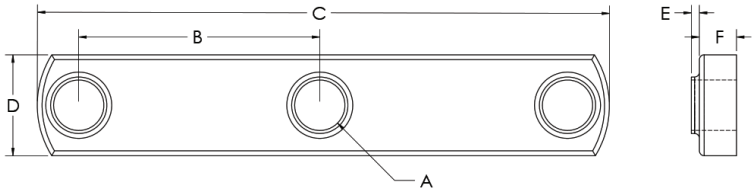

- Economical
- High Strength
- Extrusion end loading only
- 10 & 15 Series

Economy Slide-In T-Nuts

F = Fractional M = Metric



10

Part #	Series	Finish	Style	A	B	C	D
F141260M	45	Bright	Centered	M6	16.00	19.00	4.00
F141270M	45	Bright	Centered	M8	16.00	19.00	4.00
F141280M	45	Bright	Centered	M6	19.00	19.00	4.00
F141290M	45	Bright	Centered	M8	19.00	19.00	4.00
F141300M	45	Bright	Centered	M6	20.00	20.00	5.00
F141310M	45	Bright	Centered	M8	19.00	19.00	4.00

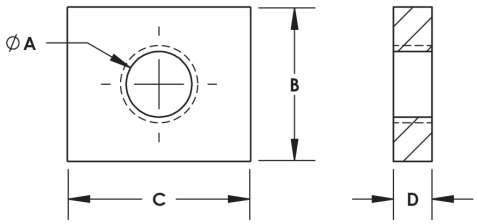

- *Steel, zinc-plated*
- *Very Economical*
- *Loads only from end of profile*
- *Use in 45 series profile only*

Slide-In T-Nuts

F = Fractional M = Metric



8
10

Part #	Series	Finish	Style	A	B	C	D	E	F
F130220M	30	Bright	Centered	M4	16.00	16.00	6.00	1.90	8.00
F130230M	30	Bright	Centered	M5	16.00	16.00	6.00	1.90	8.00
F130240M	30	Bright	Centered	M6	16.00	16.00	6.00	1.90	8.00
F130250M	30	Bright	Centered	M7	16.00	16.00	6.00	1.90	8.00
F130460M	45	Bright	Centered	M4	20.00	19.50	10.60	5.10	9.80
F130470M	45	Bright	Centered	M5	20.00	19.50	10.60	5.10	9.80
F130480M	45	Bright	Centered	M6	20.00	19.50	10.60	5.10	9.80
F130490M	45	Bright	Centered	M8	20.00	19.50	10.60	5.10	9.80

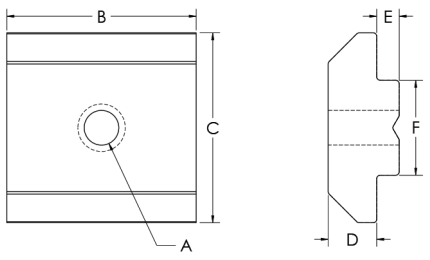

- Zinc-plated steel
- Self-aligning
- T-nut can be loaded from side of profile to the end
- Extra threads for strong connection
- 30 and 45 series

Standard T-Nuts Offset

F = Fractional M = Metric



6
8

- High Strength
- Extra threads for strong connection
- 10, 15 and 40 Series
- Extrusion end loading only

Part #	Series	Finish	Style	A	B	C	D	E
F32050	10	Black	Offset	10-32	.200	.477	.429	.167
F32040	10	Black	Offset	1/4-20	.230	.480	.429	.167
F1954ZM	10	Bright	Offset	M5x.8	.230	.480	.429	.167
F1964ZM	10	Bright	Offset	M6x1	.230	.480	.429	.167
F89010	10	Black	Custom	36" length	.624	.248	.431	.171
F3703Z	15	Bright	Offset	5/16-18	.270	.698	.624	.248
F1965ZM	15/40	Bright	Offset	M6x1	.270	.698	.624	.248
F1984ZM	15/40	Bright	Offset	M8x1.25	.270	.698	.624	.248
F32010	15	Black	Offset	10-32	.270	.698	.624	.248
F32020	15	Black	Offset	1/4-20	.270	.698	.624	.248
F32030	15	Black	Offset	5/16-18	.270	.698	.624	.248
F89000	15	Black	Custom	36" length	.624	.248	.624	.248

STANDARD

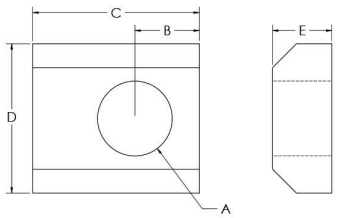

PROFILE

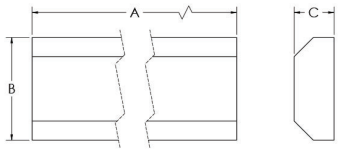

Drop In T-Nuts With Rubber Handle

F = Fractional M = Metric



6
8

- High Strength
- 10, 15, and 40 Series
- Tapered bottom allows for easy loading and removal from extrusion slot
- Reduces assembly time
- Easy to add and reposition in T-Slot when ends are closed off
- Rubber nub holds T-Nut in vertical T-Slot

Part #	Series	Finish	Style	A	B	C	D	E	F
F33750	10	Black	Offset	10-32	.200	.100	.400	.630	.200
F3790Z	10	Bright	Offset	10-32	.200	.100	.400	.630	.200
F3791Z	10	Bright	Offset	1/4-20	.200	.100	.400	.630	.200
F33760	10	Black	Offset	1/4-20	.200	.100	.400	.630	.200
F1956ZM	10	Bright	Offset	M5x.8	.200	.100	.400	.630	.200
F1966ZM	10	Bright	Offset	M6x1.0	.200	.100	.400	.630	.200
F32840	15	Black	Offset	10-32	.300	.180	.510	.880	.280
F32830	15	Black	Offset	1/4-20	.300	.180	.510	.880	.280
F3783Z	15	Bright	Offset	1/4-20	.300	.180	510	.880	.280
F1967ZM	15	Bright	Offset	M6x1.0	.300	.180	.510	.880	.280
F32820	15	Black	Offset	5/16-18	.300	.180	.510	.880	.280
F3782Z	15	Bright	Offset	5/16-18	.300	.180	510	.880	.280
F1986ZM	15/40	Bright	Offset	M8x1.25	.300	.180	.510	.880	.280
F3602S	15	Stainless	Offset	1/4-20	.300	.180	.510	.880	.280

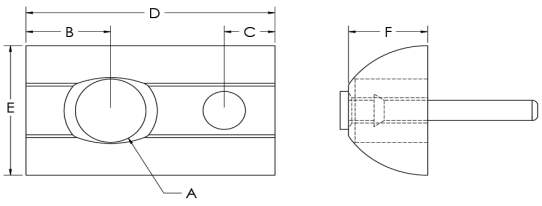

Drop In T-Nuts With Set Screw

F = Fractional M = Metric





- High Strength
- Set screw holds T-Nut in vertical T-Slot
- Reduces assembly time
- Easy to add and reposition in T-Slot when ends are closed off
- 10, 15, and 40 Series
- Tapered bottom allows for easy loading and removal from extrusion slot

Part #	Series	Finish	Style	A	B	C	D	E	F	G
F33120	10	Black	Offset	10-32	10-32	.200	.120	.630	.400	.200
F33130	10	Black	Offset	1/4-20	10-32	.200	.120	.630	.400	.200
F3605S	15	Stainless	Offset	1/4-20	10-32	.300	.200	.880	.510	.280
F33090	15	Black	Offset	10-32	10-32	.300	.200	.880	.510	.280
F3310Z	15	Bright	Offset	1/4-20	10-32	.300	.200	.880	.510	.280
F3311Z	15	Bright	Offset	5/16-18	10-32	.300	.200	.880	.510	.280
F3608S	15	Stainless	Offset	5/16-18	10-32	.300	.200	.880	.510	.280
F3787Z	15	Bright	Offset	1/4-20	10-32	.300	.200	.880	.510	.280
F1988ZM	15/40	Bright	Offset	M8x1.25	M5x.8	.300	.200	.880	.510	.280
F1968ZM	15/40	Bright	Offset	M6x1.0	10-32	.300	.200	.880	.510	.280

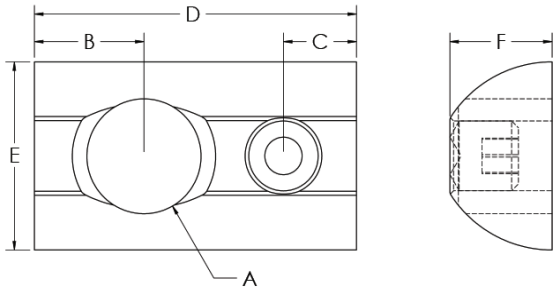

Drop In T-Nuts With Ball Bearing

F = Fractional M = Metric





- High Strength
- 10, 15, and 40 Series
- Tapered bottom allows for easy loading and removal from extrusion slot
- Reduces assembly time
- Easy to add and reposition in T-Slot when ends are closed off
- Ball bearing holds T-Nut in vertical T-Slot

Part #	Series	Finish	Style	A	B	C	D	E	F	G
F3911Z	10	Bright	Offset	1/4-20	.190	.190	.630	.390	.250	.200
F3918Z	10	Bright	Offset	10-32	.190	.190	.630	.390	.250	.200
F3920ZM	10	Bright	Offset	M5x.8	.190	.190	.630	.390	.250	.200
F3921ZM	10	Bright	Offset	M6x1.0	.190	.190	.630	.390	.250	.200
F3916Z	15	Bright	Offset	1/4-20	.280	.250	.880	.520	.350	.270
F3917Z	15	Bright	Offset	5/16-18	.280	.250	.880	.520	.340	.270
F3913ZM	15/40	Bright	Offset	M5x.8	.280	.250	.880	.520	.330	.270
F3914ZM	15/40	Bright	Offset	M6x1.0	.190	.190	.630	.390	.250	.200
F3915ZM	15/40	Bright	Offset	M8x1.25	.280	.250	.880	.520	.330	.270

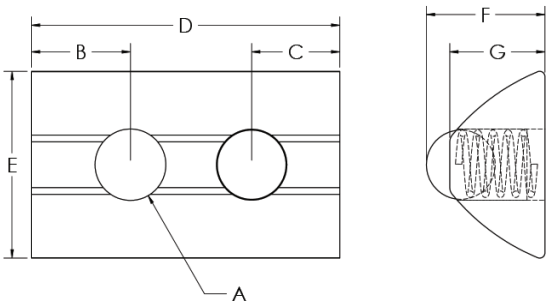

Stepped Drop In T-Nut With Ball Bearing

F = Fractional M = Metric



6
8

Part #	Series	Finish	Style	A	B	C	D	E	F	G	H	I
F13037Z	15	Bright	Offset	1/4-20	.300	.200	.870	.530	.290	.380	.290	.031
F13039Z	15	Bright	Offset	10-32	.300	.200	.870	.530	.290	.380	.290	.031
F13040Z	15	Bright	Offset	5/16-18	.300	.200	.870	.530	.290	.380	.290	.031
F13028ZM	15/40	Bright	Offset	M5	.300	.200	.870	.530	.290	.370	.290	.031
F13031ZM	15/40	Bright	Offset	M6	.300	.200	.870	.530	.290	.370	.290	.031
F13034ZM	15/40	Bright	Offset	M8	.300	.200	.870	.530	.290	.370	.290	.031

- Steel, Zinc plated
- Self aligning roll in T-nut with spring ball
- Extra threads for strong connection

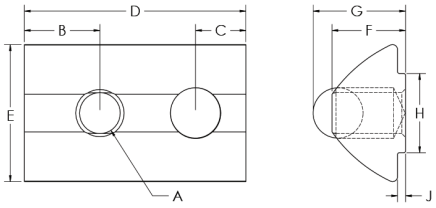

Spring T-Nuts

F = Fractional M = Metric



10

Part #	Series	Finish	A	B	C	D	E	F	G	H
F131060M	45	Bright	M4	18mm	9.8mm	1.5mm	9.8mm	5.3mm	6mm	12mm
F131070M	45	Bright	M5	18mm	9.8mm	1.5mm	9.8mm	5.3mm	6mm	12mm
F131080M	45	Bright	M6	18mm	9.8mm	1.5mm	9.8mm	5.3mm	6mm	12mm
F131090M	45	Bright	M8	18mm	9.8mm	1.5mm	9.8mm	5.3mm	6mm	12mm

- Steel, Zinc plated
- Loads from end of 45 series profile only
- Coil spring positions T-nut in the slot for easier assembly

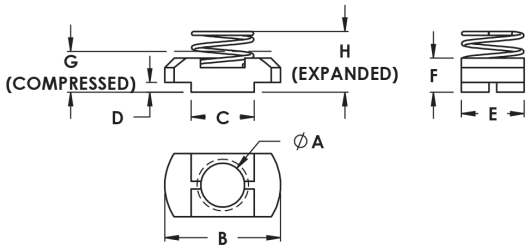

Roll In T-Nuts

F = Fractional M = Metric



8
10

Part #	Series	Finish	Style	A	B	C	D	E	F
F130880M	30	Bright	Center	M4	16.00	11.60	4.60	1.00	7.90
F130900M	30	Bright	Center	M5	16.00	11.60	4.60	1.00	7.90
F130920M	30	Bright	Center	M6	16.00	11.60	4.60	1.00	7.90
F130940M	30	Bright	Center	M8	16.00	11.60	4.60	1.00	7.90
F130460M	45	Bright	Center	M4	19.00	18.00	7.50	1.50	10.00
F130760M	45	Bright	Center	M6	19.00	18.00	7.50	1.50	10.00
F130770M	45	Bright	Center	M8	19.00	18.00	7.50	1.50	10.00

- Steel, Zinc plated
- Self-aligning
- T-nut can load from side of profile to the end
- 30 and 45 Series

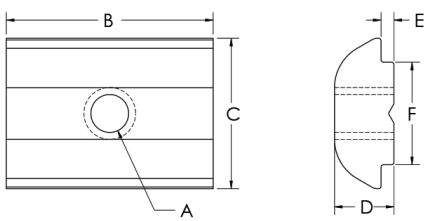

Roll-In T-Nut With Spring Leaf

F = Fractional M = Metric





- Steel, Zinc plated
- Self-aligning
- T-nut can load from side of profile to the end
- 30 and 45 Series

Part #	Series	Finish	Style	A	B	C	D	E	F	G
F130890M	30	Bright	Center	M4	16.00	11.60	9.30	4.60	1.00	7.90
F130910M	30	Bright	Center	M5	16.00	11.60	9.30	4.60	1.00	7.90
F130930M	30	Bright	Center	M6	16.00	11.60	9.30	4.60	1.00	7.90
F130950M	30	Bright	Center	M8	16.00	11.60	9.30	4.60	1.00	7.90
F130590M	45	Bright	Center	M5	20.00	15.00	13.65	2.00	6.00	10.00
F130610M	45	Bright	Center	M6	20.00	15.00	13.65	2.00	6.00	10.00
F130630M	45	Bright	Center	M8	20.00	15.00	13.65	2.00	6.00	10.00

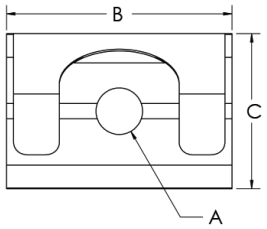

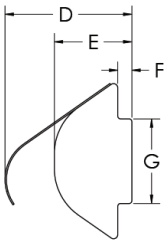

Z-Nuts

F = Fractional M = Metric





- Steel, Zinc plated
- Loads by dropping into T-slot and rotating

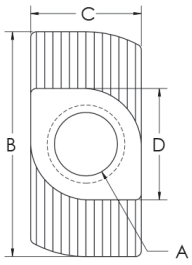

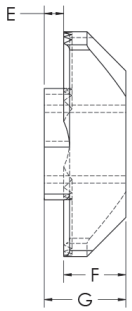

Part #	Series	Finish	Style	A	B	C	D	E	F	G
F14162S	10	Stainless	Center	10-32	11.5mm	5.7mm	5.7mm	1mm	3.2mm	4.2mm
F14164ZM	10	Bright	Center	M4	11.5mm	5.8mm	5.7mm	1mm	3.2mm	4.2mm
F14166SM	10	Stainless	Center	M4	11.5mm	5.7mm	5.7mm	1mm	3.2mm	4.2mm
F3932Z	15/40	Bright	Center	10-32	.620	.305	.308	.059	.180	.239
F3933Z	15/40	Bright	Center	1/4-20	.620	.305	.308	.059	.180	.239
F13114ZM	15/40	Bright	Center	M4	16mm	7.9mm	7.9mm	3mm	4.7mm	7.7mm
F13116ZM	15/40	Bright	Center	M5	16mm	7.9mm	7.9mm	3mm	4.7mm	7.7mm
F13119ZM	15/40	Bright	Center	M6	16mm	7.9mm	7.9mm	3mm	4.7mm	7.7mm
F131130M	30	Bright	Center	M4	16mm	8mm	8mm	1.5mm	4.5mm	6mm
F131150M	30	Bright	Center	M5	16mm	8mm	8mm	1.5mm	4.5mm	6mm
F131170M	30	Bright	Center	M6	16mm	8mm	8mm	1.5mm	4.5mm	6mm
F131120M	30	Bright	Center	10-32	16mm	8mm	7.8mm	1.7mm	4.7mm	6.4mm
F131100M	30	Bright	Center	1/4-20	16mm	8mm	8mm	1.5mm	4.5mm	6mm
F131230M	45	Bright	Center	M4	19.6mm	9.8mm	9.9mm	3mm	5.5mm	8.5mm
F131270M	45	Bright	Center	M5	19.6mm	9.8mm	9.9mm	3mm	5.5mm	8.5mm
F131290M	45	Bright	Center	M6	19.6mm	9.8mm	9.9mm	3mm	5.5mm	8.5mm
F131320M	45	Bright	Center	M8	19.6mm	9.8mm	9.9mm	3mm	5.5mm	8.5mm
F131220M	45	Bright	Center	10-32	19.6mm	9.8mm	9.9mm	3mm	5.5mm	8.5mm
F131200M	45	Bright	Center	1/4-20	19.6mm	9.8mm	9.9mm	3mm	5.5mm	8.5mm
F131240M	45	Bright	Center	5/16-18	19.6mm	9.8mm	9.9mm	3mm	5.5mm	8.5mm

Drop-In T-Slot Studs

F = Fractional M = Metric



- Steel, Zinc plated
- Loads from side or end of profile.
- 15, 30, 40, and 45 series

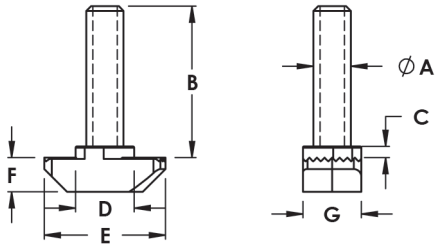

Part #	Description	A	B	C	D	E	F	G
F13144ZM	15/40 Series Drop In T-Slot Stud	M6	20.00	3.00	7.75	15.75	4.50	7.80
F13145ZM	15/40 Series Drop In T-Slot Stud	M6	25.00	3.00	7.75	15.75	4.50	7.80
F13146ZM	15/40 Series Drop In T-Slot Stud	M6	30.00	3.00	7.75	15.75	4.50	7.80
F13147ZM	15/40 Series Drop In T-Slot Stud	M6	40.00	3.00	7.75	15.75	4.50	7.80
F13148ZM	15/40 Series Drop In T-Slot Stud	M6	60.00	3.00	7.75	15.75	4.50	7.80
F131340M	30 Series Drop-in T-stud	M6	20.00	1.50	7.70	16.00	4.50	7.70
F131360M	30 Series Drop-in T-stud	M6	25.00	1.50	7.70	16.00	4.50	7.70
F131380M	30 Series Drop-in T-stud	M6	30.00	1.50	7.70	16.00	4.50	7.70
F131400M	30 Series Drop-in T-stud	M6	40.00	1.50	7.70	16.00	4.50	7.70
F131420M	30 Series Drop-in T-stud	M6	60.00	1.50	7.70	16.00	4.50	7.70
F131590M	45 Series Drop-in T-stud	M6	20.00	3.00	9.70	19.00	5.80	9.70
F131610M	45 Series Drop-in T-stud	M6	25.00	3.00	9.70	19.00	5.80	9.70
F131630M	45 Series Drop-in T-stud	M6	30.00	3.00	9.70	19.00	5.80	9.70
F131650M	45 Series Drop-in T-stud	M6	40.00	3.00	9.70	19.00	5.80	9.70
F131670M	45 Series Drop-in T-stud	M6	60.00	3.00	9.70	19.00	5.80	9.70
F131690M	45 Series Drop-in T-stud	M8	20.00	3.00	9.70	19.00	5.80	9.70
F131710M	45 Series Drop-in T-stud	M8	25.00	3.00	9.70	19.00	5.80	9.70
F131730M	45 Series Drop-in T-stud	M8	30.00	3.00	9.70	19.00	5.80	9.70
F131750M	45 Series Drop-in T-stud	M8	40.00	3.00	9.70	19.00	5.80	9.70
F131770M	45 Series Drop-in T-stud	M6	60.00	3.00	9.70	19.00	5.80	9.70

Drop-In T-Stud With Flanged Hex Nut

F = Fractional M = Metric



- Steel, Zinc plated
- Loads from side of profile.
- Good for connecting corner brackets and joining plates to profile.
- 30 and 45 series

Part #	Series	Finish	A	B	C	D	E	F	G
FC36330M	30	Bright	M6	20.00	16.00	7.70	4.50	7.70	3.00
FC36365M	30	Bright	M6	25.00	16.00	7.70	4.50	7.70	3.00
FC36370M	30	Bright	M6	30.00	16.00	7.70	4.50	7.70	3.00
FC36320M	45	Bright	M8	20.00	19.00	9.70	5.70	9.70	3.00
FC36350M	45	Bright	M8	25.00	19.00	9.70	5.70	9.70	3.00
FC36386M	45	Bright	M8	30.00	19.00	9.70	5.70	9.70	3.00

Hex Nut Part Number
F14156ZM For 30 Series Drop-in T-stud M6

Economy T-Slot Studs

F = Fractional M = Metric



8

Part #	Series	Finish	A	B	C	D	E	F
F3116Z	15	Bright	5/16-18 x 3/4"	.750	.916	.172	.704	.316
F31200	15	Bright	5/16-18 x 1"	1.00	1.166	.172	.704	.316
F31260	15	Bright	5/16-18 x 1 1/4"	1.25	1.416	.172	.704	.316
F31340	15	Bright	5/16-18 x 1 1/2"	1.50	1.666	.172	.704	.316
F32880	15	Bright	5/16-18 x 1 3/4"	1.75	1.916	.172	.704	.316
F3616S	15	Stainless	5/16-18 x 3/4"	.75	.916	.172	.704	.316
F3623S	15	Stainless	5/16-18 x 1"	1.00	1.166	.172	.704	.316

- Extrusion end loading only

ASSEMBLIES

Item #	Description
FC33250	5/16-18 x 3/4" Economy T-Slot Studs w/ Washer and Hex Nut

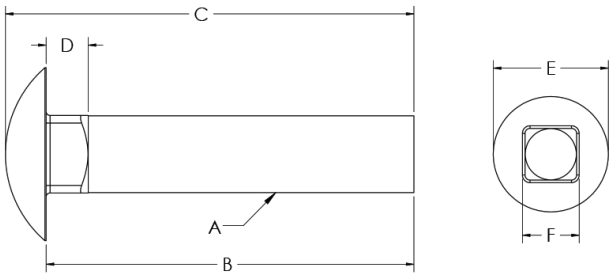

Milling Connector

F = Fractional M = Metric



8

Part #	Series	Finish	A	B	C	D	E	F
F5815Z	15	Zinc	.709	.264	.307	2.264	1.496	.315



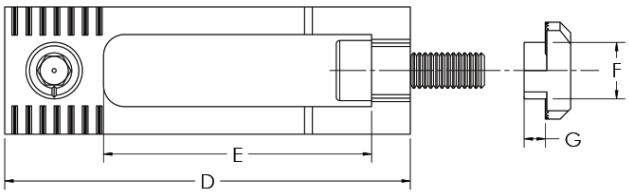

- For fast connection of two t-slot profiles
- Steel, Zinc plated

Connector Link

F = Fractional M = Metric



6
8

- Fastening link to connect similar series profiles together

Part #	Series	Style	A	B	C	D	E	F
F32049	10	4"	1/4-20	.130	4.00	.380	1.25	1.70
F32039	15	6"	5/16-18	.620	6.00	.500	2.00	.250

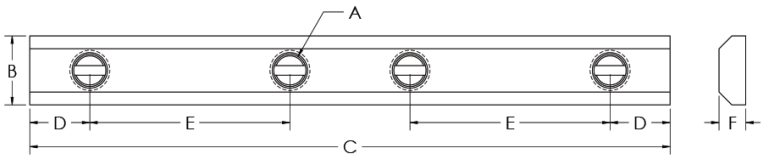

Inside/Outside & Inside/Inside Brackets

F = Fractional M = Metric



8
10

- Die-Cast
- Clean appearance
- No machining other than cut to length
- Set screw installation, set screws included
- 30 and 45 Series

Part #	Series	Style	A	B	C	D	E	F
F129005	15/30/40	Inside to Outside	30mm	21mm	7.8mm	8mm	15.8mm	6mm
F129015	15/30/40	Inside to Inside	30mm	21mm	7.8mm	8mm	15.8mm	6mm
F129026	45	Inside to Outside	38mm	32mm	8.8mm	10mm	19mm	3.8mm
F129036	45	Inside to Inside	38mm	32mm	8.8mm	10mm	19mm	3.8mm

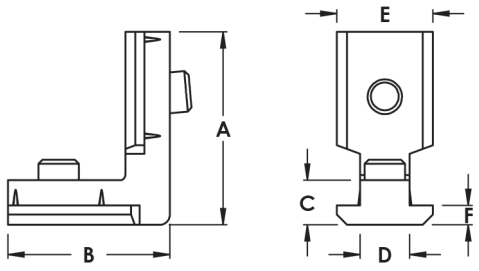

Plate Connector

F = Fractional M = Metric



Part #	Series	Finish	A	B	C	D	E	F	G	H	J	K
F141370M	45	Zinc	45mm	24.5mm	13mm	10mm	32mm	14.7mm	6.5mm	13mm	7mm	11mm



- Die cast zinc
- Requires tapping end of profile
- Allow for plate thickness (13mm) when dimensioning frame
- End cap is required of M12
- 45 Series

Recommended Bolt Assembly

Part #	Description	Qty
F130040M	M12 x 30mm screw, torx - Need to tap center of profile	1
F651650M	M6 x 16mm SHCS	2
F131290M	M6 Drop-In T-Nut	2

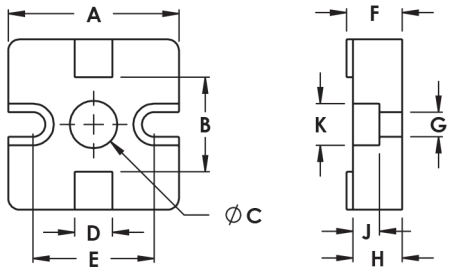

3

Self Forming Countersink Screw

F = Fractional M = Metric



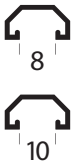

Part #	Series	Style	A	B	C	D	E
F130012M	30	Steel Countersink Screw	12mm	16mm	11mm	S7 x 16	4mm
F13002ZM	45	Steel Countersink Screw	15.8mm	25mm	20mm	S8 x 25	5mm

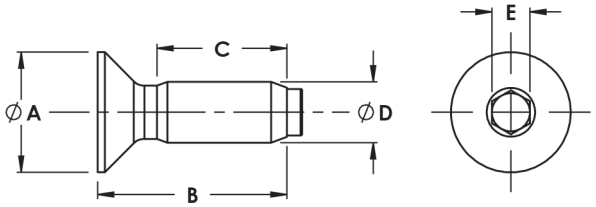

- For all mounting to the front of the aluminum profile
- Detachable and reusable
- Designed for strength

(800) 817-0617

Self Tapping Screw

F = Fractional M = Metric



8

10

- To connect two aluminum profiles
- No thread cutter necessary.

Part #	Series	Style	A	B	C	D	E
F12995ZMPP	10	Zinc Plated Steel Screw	8.5mm	16mm	10.8mm	S5	3mm
F12996ZMPP	30	Zinc Plated Steel Screw	13.8mm	25mm	19.5mm	S7	5mm
F12997ZMPP	40	Zinc Plated Steel Screw	13.8mm	40mm	34.5mm	S7	5mm
F12998ZMPP	45	Zinc Plated Steel Screw	19mm	40mm	26mm	S12	8mm

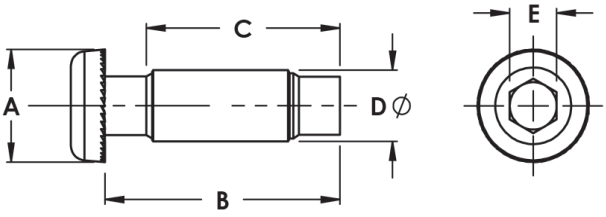

End Fasteners

F = Fractional M = Metric



6

8

- Mating extrusions glide over end fastener
- Provides a hidden fastener when connecting extrusions at 90 degrees
- Tapping service required in the extrusion base end and access hole in the mating extrusion
- 10, 15, and 40 Series
- Prevents mating extrusion from rotating

Part #	Series	Finish	A	B	C	D	E	F	G	H
FC33810	10	Black	.280	.630	.890	.250	.340	.430	1/4-20	.750
FC3682S	10	Bright	.280	.630	.890	.250	.340	.430	1/4-20	.750
FC38950M	10	Bright	.280	.630	.890	.250	.340	.430	M6x1.0	.790
F3681Z	10	Bright	.257	.625	.937	.240	.293	.431	n/a	n/a
F33780	10	Black	.257	.625	.937	.240	.293	.431	n/a	n/a
FC33800	15/40	Black	.340	1.00	1.30	.300	.450	.625	5/16-18	1.00
FC3680S	15/40	Bright	.340	1.00	1.30	.300	.450	.625	5/16-18	1.00
FC38910M	15/40	Bright	.340	1.00	1.30	.300	.450	.625	M8x1.25	.984
F3679Z	15/40	Bright	.340	1.00	1.30	.300	.450	.625	n/a	n/a
F33790	15/40	Black	.340	1.00	1.30	.300	.450	.625	n/a	n/a

WITH BOLT

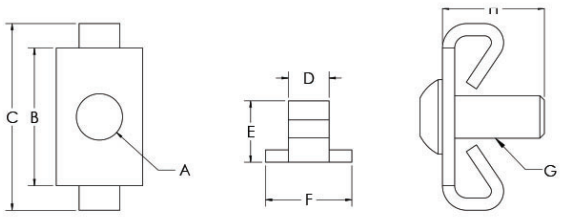

WITHOUT BOLT

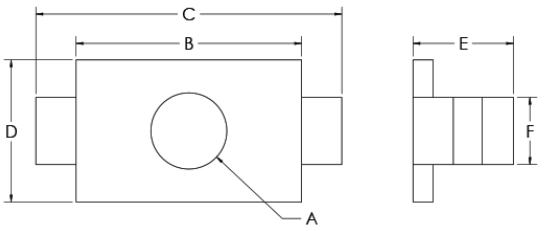

Double End Fasteners

F = Fractional M = Metric





Part #	Series	Finish	A	B	C	D	E	F	G	H	J
FC33430	10	Black	.280	1.00	1.63	1.88	.430	.250	.340	.750	1/4-20
FC3792S	10	Bright	.280	1.00	1.63	1.88	.430	.250	.340	.750	1/4-20
FC39010M	10	Bright	.280	1.00	1.63	1.88	.430	.250	.340	.790	M6x1.0
F3794Z	10	Bright	.280	1.00	1.63	1.88	.430	.340	.250	n/a	n/a
F33510	10	Black	.280	1.00	1.63	1.88	.430	.340	.250	n/a	n/a
FC33440	15	Black	.350	1.50	2.50	2.80	.640	.310	.450	.750	5/16-18
FC3793S	15	Bright	.350	1.50	2.50	2.80	.640	.310	.450	.750	5/16-18
FC39020M	15	Bright	.350	1.50	2.50	2.80	.640	.310	.450	.980	M8x1.25
F3795Z	15	Bright	.350	1.50	2.50	2.80	.640	.450	.310	n/a	n/a
F33520	15	Black	.350	1.50	2.50	2.80	.640	.450	.310	n/a	n/a

- 10 and 15 Series
- Provides a hidden fastener when connecting extrusions at 90 degrees
- Mating extrusions glide over end fastener
- Tapping service required in the extrusion base end and access hole in the mating extrusion
- Prevents mating extrusion from rotating

WITH BOLT

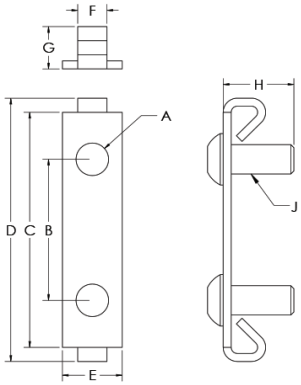

WITHOUT BOLT

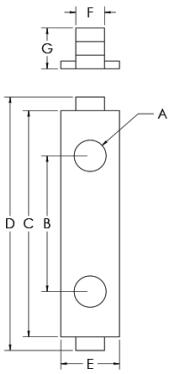

Single Tab End Fastener

F = Fractional M = Metric





Part #	Series	Finish	A	B	C	D	E	F	G	H
F31830	10	Black	.275	.489	.645	.240	.293	.431	n/a	n/a
FC33830	10	Black	.275	.489	.645	.240	.293	.431	1/4-20	.750
F31890	15/40	Black	.340	.770	1.020	.300	.450	.620	n/a	n/a
FC33890	15	Black	.340	.770	1.020	.300	.450	.620	5/16-18	1.00
FC33890M	40	Bright	8.9mm	19mm	23mm	7.6mm	11mm	15mm	M8 x 20mm	25mm

- 15 and 40 Series
- Allows for panels to mate in slots without having to notch panels
- Provides hidden fastener when connecting extrusions at 90°
- Mating extrusions glide over end fastener
- Tapping service required in the extrusion base end and access hole in the mating extrusions

WITH BOLT

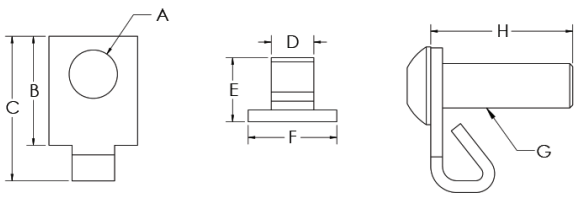

WITHOUT BOLT

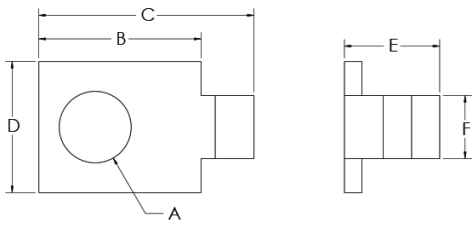

Central Connector

F = Fractional M = Metric



Part #	Series	Finish	Style	A	B	C	D	E	F	G	H	J
F140125M	30	Bright	Vertical	45mm	32mm	9.6mm	16mm	11mm	9.6mm	5.4mm	18mm	28mm
F140135M	30	Bright	Horizontal	45mm	32mm	9.6mm	16mm	11mm	19mm	5.4mm	18mm	28mm
F140120M	45	Bright	Vertical	45mm	32mm	9.6mm	16mm	11mm	9.6mm	5.4mm	18mm	28mm
F140130M	45	Bright	Horizontal	45mm	32mm	9.6mm	16mm	11mm	19mm	5.4mm	18mm	28mm



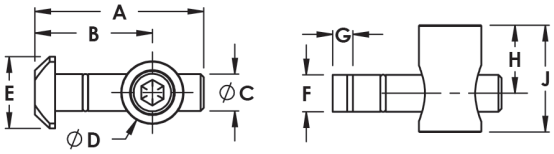

- Steel, Zinc plated
- To connect two profiles a hole must be drilled through one profile

Cover Cap For Central Connector

F = Fractional M = Metric





Part #	Series	Finish	Material	A	B	C	D
F130010M	45	Black	Nylon	12mm	10.5mm	6.4mm	17mm

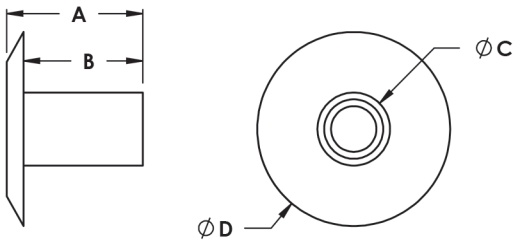

- Covers the bore of the central connector
- Press fit. Use a soft faced mallet.

Universal Connector

F = Fractional M = Metric





Part #	Series	Finish	A	B	C	D	E	F	G	H
F31609	15, 30, 40	Bright	1.26	.925	.252	.428	.591	.157	.551	.787

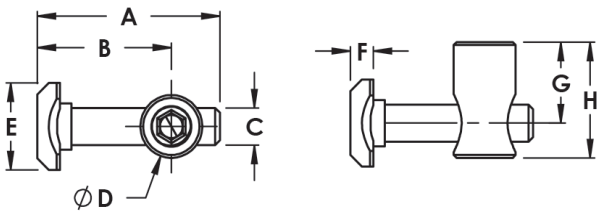

- A Universal T-Slot Connector used to connect t-slotted framing without the need for extra machining.
- 15, 30 and 45 Series

Anchor Fasteners

F = Fractional M = Metric





Part #	Series	Finish	A	B	C	D	E	F	G	H
FC33950	10	Bright	.560	.730	.429	.167	.250	.477	10-32 x 3/4	.410
F33960	10	Bright	.560	.730	n/a	n/a	.250	n/a	n/a	.410
FC33630	10	Bright	.560	.730	.400	.200	.250	.630	10-32 x 3/4	.410
FC33600	15	Bright	.773	1.322	.624	.250	.310	.700	5/16-18 x 1.25	.630
FC33620	15	Bright	.773	1.322	.510	.280	.310	.880	5/16-18 x 1.25	.630
FC3660S	15	Bright	.773	1.322	.624	.250	.310	.700	5/16-18 x 1.25	.630
FC38970M	15/40	Bright	.773	1.322	.624	.250	.310	.700	M8 x 30mm	.630
F33610	15/40	Bright	.773	1.322	n/a	n/a	.310	n/a	n/a	.630
FC131850M	30	Bright	15.7mm	25mm	n/a	n/a	.310	n/a	n/a	12.5mm
FC131860M	30	Bright	15.7mm	25mm	13mm	3.3mm	8mm	20.6mm	M6 x 20mm	12.5mm

- Strongest of available fasteners
- Creates 90 degree T-Slot connections
- 10, 15, 30 & 40 Series

STANDARD TNUT

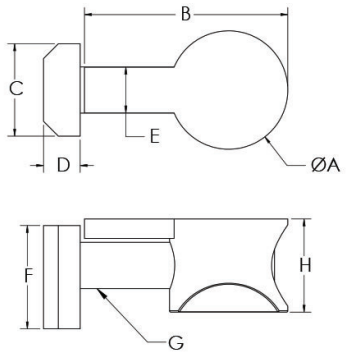

DROP-IN TNUT

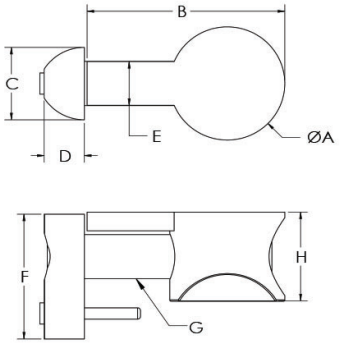

Double Anchor Fasteners

F = Fractional M = Metric



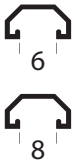

Part #	Series	Finish	A	B	C	D	E	F	G	H	J
FC30900	10	Bright	.560	.730	.250	.436	.177	.950	.989	.410	10-32 x 3/4
FC30920	10	Bright	.560	.730	.250	.440	.180	1.970	1.975	.410	10-32 x 3/4
FC30980	15	Bright	.800	1.380	.310	.630	.250	1.450	1.500	.630	5/16-18 x 1.25
FC30990	15	Bright	.800	1.380	.310	.620	.250	2.950	2.989	.630	5/16-18 x 1.25

- Strongest of available fasteners
- Creates 90 degree T-Slot connections
- 10 and 15 Series
- Reduces assembly time when mating extrusions have opposing anchor fastener counterbores

SHORT

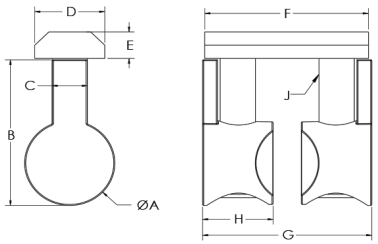

LONG

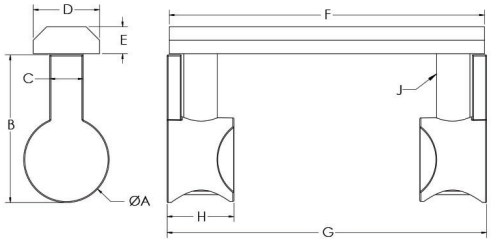

Push In Fasteners

F = Fractional M = Metric



6
8

Part #	Series	Finish	Material	A	B	C
F32720	10	Black	Plastic	.555	.240	.400
F32740	15/40	Black	Plastic	.643	.300	.700

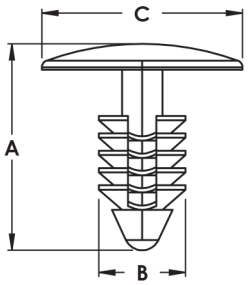

3

- Pushes into center holes of 10, 15, and 40 Series
- Used to fasten End Caps onto extrusions

Threaded Insert

F = Fractional M = Metric



10

Part #	Series	Finish	A	B	C	D	E
F141960M	45	Bright	M8 x 1.25	M10 x 1.5	16mm	3.1mm	6mm

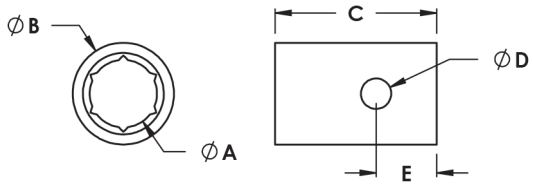

- Zinc-plated steel
- Reduces profile end hole M10 to M8 thread

Butt Fasteners

F = Fractional M = Metric



6
8

Part #	Series	Finish	A	B	C	D	E
FC33690	10	Bright	.560	.730	1.370	.250	.410
FC33700	15/40	Bright	.787	1.380	2.240	.310	.630

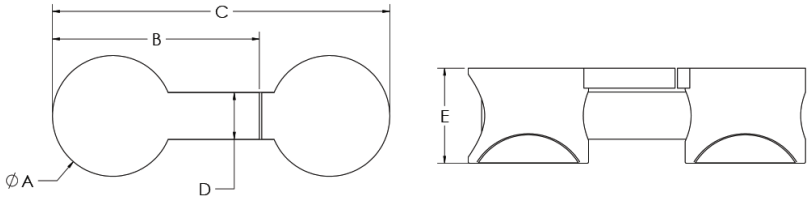

- 10, 15, and 40 Series
- Allows you to butt two extrusions end to end for maximum strength and alignment

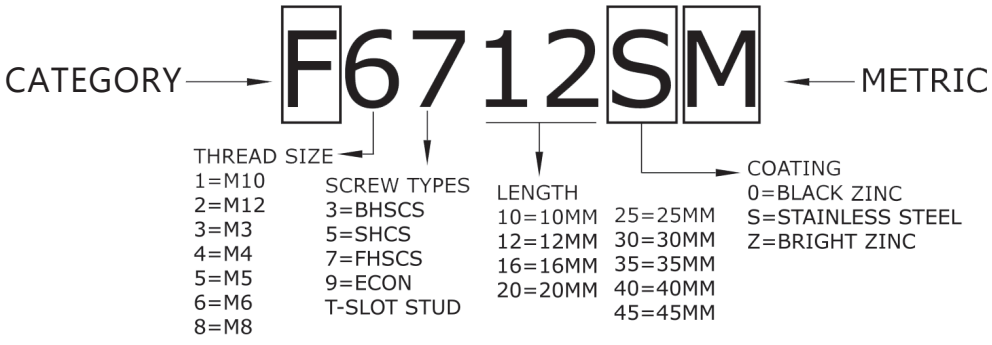

*** This Naming Convention Applies to Metric Screws and Bolts Only**

Button Head Socket Cap Screws

F = Fractional M = Metric



Part #	Description
F30240	8-32 x 1/2" BHSCS
F30320	8-32 x 7/8" BHSCS
F30420	10-32 x 3/8" BHSCS
F30500	10-32 x 1/2" BHSCS
F30510	10-32 x 5/8" BHSCS
F30540	10-32 x 3/4" BHSCS
F3694S	SS 10-32 x 3/8" BHSCS
F3696S	SS 10-32 x 1/2" BHSCS
F3698S	SS 10-32 x 5/8" BHSCS
F30590	1/4-20 x 3/8" BHSCS
F30610	1/4-20 x 1/2" BHSCS
F30630	1/4-20 x 5/8" BHSCS
F30650	1/4-20 x 3/4" BHSCS
F3688S	SS 1/4-20 x 3/8" BHSCS
F3690S	SS 1/4-20 x 1/2" BHSCS
F3663S	SS 1/4-20 x 5/8" BHSCS
F3692S	SS 1/4-20 x 3/4" BHSCS
F31040	5/16-18 x 1/2" BHSCS

Part #	Description
F31110	5/16-18 x 5/8" BHSCS
F31140	5/16-18 x 3/4" BHSCS
F31170	5/16-18 x 7/8" BHSCS
F31180	5/16-18 x 1" BHSCS
F3609S	SS 5/16-18 x 1/2" BHSCS
F3611S	SS 5/16-18 x 5/8" BHSCS
F3614S	SS 5/16-18 x 3/4" BHSCS
F3617S	SS 5/16-18 x 7/8" BHSCS
F3621S	SS 5/16-18 x 1" BHSCS
F63120M	M6 x 12mm BHSCS
F63160M	M6 x 16mm BHSCS
F63200M	M6 x 20mm BHSCS
F6320ZM	M6 x 20mm BHSCS Bright Zinc
F63250M	M6 x 25mm BHSCS
F83120M	M6 x 12mm BHSCS
F83160M	M6 x 16mm BHSCS
F83200M	M6 x 20mm BHSCS
F83250M	M6 x 25mm BHSCS

10 Series 6

Part #	Description
FC34830	8-32 x 3/8" BHSCS & Economy T-Nut
FC34890	8-32 x 1/2" BHSCS w/ Washer & Hex Nut
FC34870	10-32 x 1/2" BHSCS w/ Washer & Standard T-Nut
FC33980	1/4-20 x 1/2" BHSCS w/ Washer & Economy T-Nut
FC33990	1/4-20 x 1/2" BHSCS w/ Washer & Drop-In T-Nut
FC34820	1/4-20 x 5/8" BHSCS w/ Washer & Economy T-Nut
FC34840	1/4-20 x 5/8" BHSCS w/ Washer & Drop-In T-Nut
FC33670	1/4-20 x 5/8" BHSCS w/ Washer
FC34690	1/4-20 x 3/4" BHSCS w/ Washer & Hex Nut
FC33930	1/4-20 x 1/2" BHSCS & Economy T-Nut
FC33940	1/4-20 x 1/2" BHSCS & Drop-In T-Nut
FC3647S	SS 1/4-20 x 5/8" BHSCS w/ Washer & Economy T-Nut
FC33710	1/4-20 x 3/4" BHSCS & Economy T-Nut
FC33720	1/4-20 x 3/4" BHSCS w/ Washer & Drop-In T-Nut
FC38490M	M6 x 12mm SHCS & Standard T-Nut
FC38330M	M6 x 12mm SHCS & Drop-In T-Nut

15/40 Series 8

Part #	Description
FC34350	5/16-18 x 5/8" BHSCS w/ Washer & Economy T-Nut
FC34370	5/16-18 x 5/8" BHSCS w/ Washer & Drop-In T-Nut
FC33650	5/16-18 x 5/8" BHSCS & Economy T-Nut
FC34390	5/16-18 x 3/4" BHSCS w/ Washer & Economy T-Nut
FC34410	5/16-18 x 3/4" BHSCS w/ Washer & Drop-In T-Nut
FC34420	5/16-18 x 3/4" BHSCS w/ Washer & Hex T-Nut
FC33660	5/16-18 x 3/4" BHSCS w/ Washer
FC34430	5/16-18 x 1" BHSCS w/ Washer & Economy T-Nut
FC3630S	SS 5/16-18 x 3/4" BHSCS w/ Washer & Econ T-Nut
FC3620S	SS 5/16-18 x 5/8" BHSCS w/ Washer & Econ T-Nut
FC3632S	SS 5/16-18 x 1" BHSCS w/ Washer & Economy T-Nut
FC3634S	SS 5/16-18 x 1/2" SHCS & Economy T-Nut
FC3636S	SS 5/16-18 x 5/8" SHCS & Economy T-Nut
FC3638S	SS 5/16-18 x 7/8" SHCS & Economy T-Nut
FC3640S	SS 5/16-18 x 3/4" SHCS w/ Washer & Econ T-Nut
FC3642S	SS 5/16-18 x 1" SHCS w/ Washer & Econ T-Nut
FC3699S	SS 5/16-18 x 5/8" SHCS w/ Washer & Econ T-Nut

Button Head Socket Cap Screws (Continued)

F = Fractional M = Metric

Stainless Steel

Part #	Description
F5310SMS	Stainless Steel 10mm M5 BHSCS
F5312SM	Stainless Steel 12mm M5 BHSCS
F5316SM	Stainless Steel 16mm M5 BHSCS
F6310SM	Stainless Steel 10mm M6 BHSCS
F6312SM	Stainless Steel 12mm M6 BHSCS
F6316SM	Stainless Steel 16mm M6 BHSCS
F6320SM	Stainless Steel 20mm M6 BHSCS
F8312SM	Stainless Steel 12mm M8 BHSCS
F8316SM	Stainless Steel 16mm M8 BHSCS
F8320SM	Stainless Steel 20mm M8 BHSCS
F8325SM	Stainless Steel 25mm M8 BHSCS

Bright Zinc

Part #	Description
F6312ZM	Bright Zinc 12mm M6 BHSCS
F6316ZM	Bright Zinc 16mm M6 BHSCS
F6320ZM	Bright Zinc 20mm M6 BHSCS
F6325ZM	Bright Zinc 25mm M6 BHSCS
F8312ZM	Bright Zinc 12mm M8 BHSCS
F8316ZM	Bright Zinc 16mm M8 BHSCS
F8320ZM	Bright Zinc 20mm M8 BHSCS
F8325ZM	Bright Zinc 25mm M8 BHSCS

Black Zinc

Part #	Description
F53080M	Black Zinc M5 8mm BHSCS
F53140M	Black Zinc M5 14mm BHSCS
F63140M	Black Zinc M6 14mm BHSCS
F63180M	Black Zinc M6 18mm BHSCS
F83180M	Black Zinc M8 18mm BHSCS
F83250M	Black Zinc M8 25mm BHSCS

Flanged Button Head Socket Cap Screws & Assemblies

F = Fractional M = Metric



Part #	Description
F33900	1/4-20 x 3/8" Flanged BHSCS
F33420	1/4-20 x 1/2" Flanged BHSCS
F30660	1/4-20 x 3/4" Flanged BHSCS

10 Series



Part #	Description
FC30040	1/4-20 x 3/4" FBHSCS w/ Washer & Hex Nut
FC33860	1/4-20 x 3/8" FBHSCS w/ Economy T-Nut
FC34800	1/4-20 x 3/8" FBHSCS w/ Drop-In T-Nut
FC33210	1/4-20 x 1/2" FBHSCS w/ Economy T-Nut
FC34810	1/4-20 x 1/2" FBHSCS w/ Drop-In T-Nut
FC33840	1/4-20 x 3/4" FBHSCS w/ Economy T-Nut
FC34850	1/4-20 x 3/4" FBHSCS w/ Drop-In T-Nut
FC33560	1/4-20 x 1/2" FBHSCS w/ Double Economy T-Nut
FC33580	1/4-20 x 1/2" FBHSCS w/ Triple Economy T-Nut

15 Series



Part #	Description
FC33180	5/16-18 x 1/2" FBHSCS w/ Drop-In T-Nut
FC33190	5/16-18 x 1/2" FBHSCS w/ Economy T-Nut
FC33200	5/16-18 x 11/16" FBHSCS w/ Economy T-Nut
FC33230	5/16-18 x 5/8" FBHSCS w/ Drop-In T-Nut
FC34630	5/16-18 x 5/8" FBHSCS w/ Washer & Hex Nut
FC33550	5/16-18 x 5/8" FBHSCS w/ Double Economy T-Nut
FC33570	5/16-18 x 5/8" FBHSCS w/ Triple Economy T-Nut
F33300	5/16-18 x 11/16" Flanged BHSCS
F33400	5/16-18 x 1/2" Flanged BHSCS

Connecting Screws

F = Fractional M = Metric





Part #	Series	Description
F37672	15	M7 x .360" Self-Tapping Connecting Screw
F32672	15	M7 x .360" Self-Tapping Connecting Screw
F12999ZM	30	M8 x 25mm Self-Tapping Connecting Screw
F13006ZM	45	M12 x 30mm Self-Tapping Connecting Screw

- Self-tapping screw, no machining needed
- Must use a T40 Torx power bit and drill

Socket Head Cap Screws & Assemblies

F = Fractional M = Metric



Part #	Description
F30440	10-32 x 3/8" SHCS
F30480	10-32 x 1/2" SHCS
F30520	10-32 x 5/8" SHCS
F3685S	SS 10-32 x 3/4" SHCS
F3693S	SS 10-32 x 3/8" SHCS
F3695S	SS 10-32 x 1/2" SHCS
F3697S	SS 10-32 x 5/8" SHCS
F30560	10-32 x 3/4" SHCS
F30580	1/4-20 x 3/8" SHCS
F30620	1/4-20 x 1/2" SHCS
F30670	1/4-20 x 5/8" SHCS
F30640	1/4-20 x 3/4" SHCS
F30680	1/4-20 x 7/8" SHCS
F30710	1/4-20 x 1" SHCS
F30720	1/4-20 x 1 1/4" SHCS
F30800	1/4-20 x 1 1/2" SHCS
F30820	1/4-20 x 2 1/2" SHCS
F3687S	SS 1/4-20 x 3/8" SHCS

Part #	Description
F3689S	SS 1/4-20 x 1/2" SHCS
F3691S	SS 1/4-20 x 3/4" SHCS
F3671S	SS 1/4-20 x 1" SHCS
F3610S	SS 5/16-18 x 1/2" SHCS
F3612S	SS 5/16-18 x 5/8" SHCS
F3615S	SS 5/16-18 x 3/4" SHCS
F3619S	SS 5/16-18 x 7/8" SHCS
F3622S	SS 5/16-18 x 1" SHCS
F3627S	SS 5/16-18 x 1 1/4" SHCS
F31060	5/16-18 x 1/2" SHCS
F31100	5/16-18 x 5/8" SHCS
F31120	5/16-18 x 3/4" SHCS
F31190	5/16-18 x 7/8" SHCS
F31220	5/16-18 x 1" SHCS
F31230	5/16-18 x 1 1/4" SHCS
F31270	5/16-18 x 1 1/2" SHCS
F31290	5/16-18 x 1 3/4" SHCS
F31300	5/16-18 x 2" SHCS

Part #	Description
F31310	5/16-18 x 2 1/4" SHCS
F31320	5/16-18 x 2 1/2" SHCS
F31330	5/16-18 x 3" SHCS
F31240	3/8-16 x 1" SHCS
F31250	3/8-16 x 3/4" SHCS
F55160M	M5 x 16 mm SHCS
F65120M	M6 x 12 mm SHCS
F65140M	M6 x 14 mm SHCS
F65160M	M6 x 16 mm SHCS
F65200M	M6 x 20 mm SHCS
F65250M	M6 x 25 mm SHCS
F65350M	M6 x 35 mm SHCS
F85120M	M8 x 12 mm SHCS
F85160M	M8 x 16 mm SHCS
F85200M	M8 x 20 mm SHCS
F85250M	M8 x 25 mm SHCS
F85300M	M8 x 30 mm SHCS

10 Series 

Part #	Description
FC34570	10-32 x 3/8" SHCS w/ Economy T-Nut
FC34590	10-32 x 5/8" SHCS w/ Washer & Hex Nut
FC34920	1/4-20 x 1/2" SHCS w/ Drop In T-Nut
FC34930	1/4-20 x 5/8" SHCS w/ Economy T-Nut
FC34940	1/4-20 x 5/8" SHCS w/ Drop In T-Nut
FC33040	1/4-20 x 3/4" SHCS w/ Economy T-Nut
FC33970	1/4-20 x 3/4" SHCS w/ Drop In T-Nut
FC33050	1/4-20 x 7/8" SHCS w/ Economy T-Nut
FC33060	1/4-20 x 1" SHCS w/ Economy T-Nut
FC33070	1/4-20 x 1 1/4" SHCS w/ Economy T-Nut
FC33080	1/4-20 x 1 1/2" SHCS w/ Economy T-Nut
FC34900	1/4-20 x 3/8" SHCS w/ Drop In T-Nut
FC34910	1/4-20 x 1/2" SHCS w/ Economy T-Nut
FC34950	1/4-20 x 1/2" SHCS w/ Washer & Economy T-Nut
FC34960	1/4-20 x 1/2" SHCS w/ Washer & Drop In T-Nut
FC34970	1/4-20 x 5/8" SHCS w/ Washer & Economy T-Nut
FC34980	1/4-20 x 5/8" SHCS w/ Washer & Drop In T-Nut

15/40 Series 

Part #	Description
FC34500	5/16-18 x 1/2" SHCS w/ Economy T-Nut
FC34520	5/16-18 x 1/2" SHCS w/ Drop In T-Nut
FC34540	5/16-18 x 5/8" SHCS w/ Economy T-Nut
FC34560	5/16-18 x 5/8" SHCS w/ Drop In T-Nut
FC34550	5/16-18 x 3/4" SHCS w/ Economy T-Nut
FC34580	5/16-18 x 7/8" SHCS w/ Economy T-Nut
FC34600	5/16-18 x 7/8" SHCS w/ Drop In T-Nut
FC34620	5/16-18 x 5/8" SHCS w/ Washer & Economy T-Nut
FC34640	5/16-18 x 5/8" SHCS w/ Washer & Drop In T-Nut
FC34660	5/16-18 x 3/4" SHCS w/ Washer & Economy T-Nut
FC34680	5/16-18 x 3/4" SHCS w/ Washer & Drop In Hex Nut
FC34460	5/16-18 x 7/8" SHCS w/ Washer & Hex Nut
FC34700	5/16-18 x 1" SHCS w/ Washer & Economy T-Nut
FC34720	5/16-18 x 1" SHCS w/ Washer & Drop-In T-Nut

Socket Head Cap Screws & Assemblies (Continued)

F = Fractional M = Metric

Stainless Steel

Part #	Description
F5510SM	Stainless Steel 10mm M5 SHCS
F5512SM	Stainless Steel 12mm M5 SHCS
F5516SM	Stainless Steel 16mm M5 SHCS
F5520SM	Stainless Steel 20mm M5 SHCS
F6510SM	Stainless Steel 10mm M6 SHCS
F6512SM	Stainless Steel 12mm M6 SHCS
F6516SM	Stainless Steel 16mm M6 SHCS
F6520SM	Stainless Steel 20mm M6 SHCS
F8512SM	Stainless Steel 12mm M8 SHCS
F8516SM	Stainless Steel 16mm M8 SHCS
F8520SM	Stainless Steel 20mm M8 SHCS
F8525SM	Stainless Steel 25mm M8 SHCS
F8530SM	Stainless Steel 30mm M8 SHCS
F8535SM	Stainless Steel 35mm M8 SHCS
F8540SM	Stainless Steel 40mm M8 SHCS

Bright Zinc

Part #	Description
F6512ZM	Bright Zinc 12mm M6 SHCS
F6516ZM	Bright Zinc 16mm M6 SHCS
F6520ZM	Bright Zinc 20mm M6 SHCS
F6525ZM	Bright Zinc 25mm M6 SHCS
F8512ZM	Bright Zinc 12mm M8 SHCS
F8516ZM	Bright Zinc 16mm M8 SHCS
F8520ZM	Bright Zinc 20mm M8 SHCS
F8525ZM	Bright Zinc 25mm M8 SHCS
F8530ZM	Bright Zinc 30mm M8 SHCS

Black Zinc

Part #	Description
F45160M	Black Zinc M4 16mm SHCS
F65140M	Black Zinc M6 14mm SHCS
F65180M	Black Zinc M6 18mm SHCS
F85180M	Black Zinc M8 18mm SHCS
F85500M	Black Zinc M8 50mm SHCS

Flathead Socket Cap Screws & Assemblies

F = Fractional M = Metric



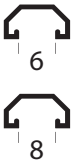

Part #	Description
F34250	6-32 x 3/8" Black Zinc FHSCS
F30220	10-32 x 1/2" Black Zinc FHSCS
F34000	1/4-20 x 1/2" Black Zinc FHSCS
F34050	1/4-20 x 5/8" Black Zinc FHSCS
F34060	1/4-20 x 3/4" Black Zinc FHSCS
F34100	5/16-18 x 5/8" Black Zinc FHSCS
F34110	5/16-18 x 3/4" Black Zinc FHSCS
F34200	3/8-16 x 3/4" Black Zinc FHSCS
F47100M	Black Zinc M4 10mm FHSCS
F47120M	Black Zinc M4 12mm FHSCS
F57080M	Black Zinc M5 8mm FHSCS
F57100M	Black Zinc M5 10mm FHSCS
F57120M	Black Zinc M5 12mm FHSCS
F57140M	Black Zinc M5 14mm FHSCS
F57160M	Black Zinc M5 16mm FHSCS
F67160M	Black Zinc M6 16mm FHSCS
F67140M	Black Zinc M6 14mm FHSCS
F67180M	Black Zinc M6 18mm FHSCS
F67200M	Black Zinc M6 20mm FHSCS
F87160M	Black Zinc M8 16mm FHSCS
F87200M	Black Zinc M8 20mm FHSCS

Assemblies

Part #	Description
FC34140	1/4-20 x 1/2" FHSCS & Economy T-Nut - 10S
FC34120	5/16-18 x 5/8" FHSCS & Economy T-Nut
FC34150	1/4-20 x 1/2" FHSCS & Drop In T-Nut - 10S
FC34130	5/16-18 x 5/8" FHSCS & Drop In T-Nut

Stainless Steel

Part #	Description
F36450	Stainless Steel 1/4-20 1/2" FHSCS
F36770	Stainless Steel 1/4-20 5/8" FHSCS
F5712SM	Stainless Steel 12mm M5 FHSCS
F6710SM	Stainless Steel 10mm M6 FHSCS
F6712SM	Stainless Steel 12mm M6 FHSCS
F6716SM	Stainless Steel 16mm M6 FHSCS
F8712SM	Stainless Steel 12mm M8 FHSCS
F8716SM	Stainless Steel 16mm M8 FHSCS
F8720SM	Stainless Steel 20mm M8 FHSCS
F1716SM	Stainless Steel 16mm M10 FHSCS

Lowhead Socket Cap Screws

F = Fractional M = Metric



Part #	Description
F30170	1/4-20 x 1" LHSCS
F30180	5/16-18 x 1 1/4" LHSCS

Washers & Hex Nuts

F = Fractional M = Metric



Washers

Part #	Description
F30550	10-32 Flat Washer
F3258Z	1/4" Flat Washer
F3260Z	5/16" Flat Washer
F32610	3/8" Flat Washer
F32620	1/2" Flat Washer
F6041SM	Stainless Steel M6 Washer
F6042SM	Stainless Steel M8 Washer

Hex Nuts

Part #	Description
F3053Z	10-32 Hex Nut
F32080	1/4-20 Hex Nut
F3214Z	5/16-18 Hex Nut
F3215Z	3/8-16 Hex Nut
F60655M	M6 x 1.0 Hex Nut
F8065SM	M8 x 1.25 Hex Nut
F1065SM	M10 x 1.5 Hex Nut

Metric Bolt Assemblies

F = Fractional M = Metric

Part #	Screw Type	Screw PN	Nut PN	Washer
FC34810M	M5 x 20mm SHCS	F55200M	F131270	F60400M
FC34820M	M6 x 18mm BHSCS	F63180M	F131290	
FC34830M	M5 x 16mm SHCS	F55160M	F131160	F60400M
FC35200M	M6 x 10mm SHCS	F65100M	F38590M	
FC35230M	M6 x 20mm SHCS	F65200M	F38590M	
FC35530M	M4 x 20mm SHCS	F45200M	F141640	
FC35520M	M4 x 10mm FHSCS	F47100M	F141590	
FC35560M	M4 x 10mm SHCS	F45100M	F141640	
FC35580M	M4 x 16mm SHCS	F45160M	F40650M	F60390M
FC35600M	M4 x 12mm SHCS	F45120M	F131140	
FC35610M	M4 x 25mm SHCS	F45250M	F131130	
FC35620M	M4 x 12mm FHSCS	F47120M	F40650M	F60390M
FC35630M	M4 x 12mm SHCS	F45120M	F131230	
FC35710M	M5 x 8mm FHSCS	F57080M	F141220	
FC35720M	M5 x 10mm FHSCS	F57100M	F141220	
FC35730M	M5 x 14mm FHSCS	F57140M	F50650M	F60400M
FC35740M	M5 x 16mm FHSCS	F57140M	F131150	
FC35750M	M5 x 16mm FHSCS	F57160M	F131150	
FC35760M	M5 x 14mm BHSCS	F53140M	F50650M	F60400M
FC35780M	M5 x 12mm SHCS	F55120M	F141220	
FC35810M	M5 x 8mm BHSCS	F53080M	F141220	
FC35830M	M5 x 12mm BHSCS	F53120M	F131150	
FC35840M	M6 x 14mm FHSCS	F67140M	F19640M	
FC35850M	M6 x 14mm FHSCS	F67140M	F131170	
FC35860M	M6 x 18mm FHSCS	F67180M	F131190	
FC35870M	M6 x 18mm FHSCS	F67180M	F131290	
FC35880M	M6 x 20mm FHSCS	F67200M	F131290	
FC35890M	M6 x 20mm FHSCS	F67200M	F60650M	F60410M
FC35900M	M6 x 10mm SHCS	F65100M	F131170	
FC35910M	M6 x 16mm FHSCS	F67160M	F131170	
FC35920M	M6 x 14mm SHCS	F65140M	F19640M	
FC35930M	M6 x 14mm SHCS	F65140M	F131170	
FC35940M	M6 x 14mm SHCS	F65140M	F131290	
FC35950M	M6 x 16mm SHCS	F65160M	F131170	
FC35960M	M6 x 18mm SHCS	F65180M	F131170	
FC35970M	M6 x 20mm SHCS	F65200M	F131290	
FC35990M	M6 x 10mm BHSCS	F63100M	F131170	
FC36000M	M6 x 12mm BHSCS	F63120M	F131170	
FC36010M	M6 x 14mm BHSCS	F63140M	F131190	
FC36020M	M6 x 14mm BHSCS	F63140M	F131290	
FC36030M	M6 x 14mm BHSCS	F63140M	F60650M	
FC36050M	M6 x 18mm BHSCS	F63180M	F60650M	F60410M
FC36150M	M8 x 12mm BHSCS	F83120M	F130940M	
FC36160M	M6 x 14mm FHSCS	F67140M	F19640M	
FC36170M	M8 x 20mm FHSCS	F87200M	F80650M	
FC36180M	M8 x 16mm FHSCS	F87160M	F19810M	
FC36190M	M8 x 18mm BHSCS	F83180M	F131320	
FC36210M	M8 x 16mm SHCS	F85160M	F19810M	

Metric Bolt Assemblies (Continued)

F = Fractional M = Metric

Part #	Screw Type	Screw PN	Nut PN	Washer
FC36220M	M8 x 14mm BHSCS	F63140M	F131190	
FC36230M	M8 x 16mm SHCS	F85160M	F131320	
FC36240M	M8 x 12mm SHCS	F85120M	F130250	
FC36250M	M8 x 16mm SHCS	F85160M	F130250	
FC36260M	M8 x 18mm SHCS	F67180M	F131320	
FC36280M	M8 x 18mm SHCS	F87180M	F130250	
FC36280M	M8 x 18mm FHSCS	F67180M	F131190	
FC36290M	M8 x 16mm FHSCS	F87160M	F130250	
FC36300M	M8 x 20mm SHCS	F85200M	F131320	
FC36330M	M6 x 20mm Drop In T-Stud	F131340	F141560	
FC36330M	M6 x 25mm Drop In T-Stud	F131360	F141560	
FC36390M	M6 x 30mm Drop In T-Stud	F131380	F141560	


BHSCS & Drop-In T-Nut


BHSCS & Economy T-Nut


BHSCS & Hex Nut


BHSCS & Standard T-Nut


BHSCS w/ Washer & Drop-In T-Nut


BHSCS w/ Washer & Economy T-Nut


BHSCS w/ Washer & Hex Nut


BHSCS w/ Washer & Standard T-Nut


BHSCS w/ Washer


FHSCS & Drop-In T-Nut


FHSCS & Economy T-Nut


SHCS & Drop-In T-Nut


SHCS & Economy T-Nut


SHCS & Hex Nut


SHCS & Standard T-Nut


SCHS w/ Washer & Drop-In T-Nut


SCHS w/ Washer & Economy T-Nut


SHCS w/ Washer & Hex Nut


SHCS w/ Washer & Standard T-Nut

4

Section 4
Brackets

Corner brackets and joining plates allow you to connect Parco extrusions to one another without having to machine your parts. All you need to do is cut the T-slots to the desired length and bolt the extrusions together using fasteners and corner brackets or joining plates.

The following standards for hole sizes and centerlines apply to most joining plates and inside corner brackets:

10 Series Bolt Pattern Dimensions

Most 10 series flat joining plates, strips, and inside corner brackets are made of .188" thick 6063 aluminum alloy, clear anodized with .257" diameter holes on 1.0" centerlines, except where noted.

15 Series Bolt Pattern Dimensions

Most 15 series flat joining plates, strips, and inside corner brackets are made of .25" thick 6063 aluminum alloy, clear anodized with .328" diameter holes on 1.5" centerlines, except where noted.

30 Series Bolt Pattern Dimensions

Most 30 series flat joining plates, strips, and inside corner brackets are made of .25" thick 6063 aluminum alloy, clear anodized with .328" diameter holes on 30mm centerlines, except where noted.

40 Series Bolt Pattern Dimensions

Most 40 series flat joining plates, strips, and inside corner brackets are made of .25" thick 6063 aluminum alloy, clear anodized with .328" diameter holes on 40mm centerlines, except where noted.

45 Series Bolt Pattern Dimensions

Most 45 series flat joining plates, strips, and inside corner brackets are made of .25" thick 6063 aluminum alloy, clear anodized with .328" diameter holes on 45mm centerlines, except where noted.

Pictorial Table of Contents

2 Hole Inside Corner Bracket

Page 96

2 Hole Slotted Inside Corner Bracket

Page 96

3 Hole Inside Corner Bracket

Page 96

3 Hole Slotted Inside Corner Bracket

Page 97

4 Hole Horizontal Inside Corner Bracket

Page 97

4 Hole Horizontal Slotted Inside Corner Bracket

Page 97

4 Hole Vertical Inside Corner Bracket

Page 98

6 Hole Horizontal Inside Corner Bracket

Page 98

6 Hole Horizontal Slotted Inside Corner Bracket

Page 98

6 Hole Horizontal Slotted Inside Corner Bracket

Page 99

6 Hole Inside Corner Bracket

Page 99

6 Hole Slotted Inside Corner Bracket

Page 99

6 Hole Left Hand Inside Corner Bracket

Page 100

6 Hole Right Hand Inside Corner Bracket

Page 100

6 Hole Center Inside Corner Bracket

Page 100

8 Hole Inside Corner Bracket

Page 101

8 Hole Horizontal Inside Corner Bracket

Page 101

9 Hole Slotted Inside Corner Bracket

Page 101

12 Hole Horizontal Inside Corner Bracket

Page 102

12 Hole Vertical Inside Corner Bracket

Page 102

18 Hole Inside Corner Bracket

Page 102

2 Hole Inside Corner Gusset

Page 103

Cover Cap for 2 Hole Slotted Inside Corner Bracket

Page 103

2 Hole Slotted Inside Corner Bracket

Page 104

4 Hole Inside Corner Bracket Single Gusset

Page 104

4 Hole Inside Corner Bracket Double Gusset

Page 105

Cover Cap for 4 Hole Inside Corner Bracket

Page105

40 x 40 Connection Angle w/ Nuts

Page105

Cover Cap for 40/40 Connection Angle w/ Nuts

Page106

40 x 80 Connection Angle w/ Nuts

Page106

Cover Cap for 40/80 Connection Angle w/ Nuts

Page106

4 Hole Horizontal Inside Corner Gusset

Page 107

4 Hole Vertical Inside Corner Gusset

Page 107

8 Hole Vertical Inside Corner Gusset

Page 107

8 Hole Horizontal Inside Corner Gusset

Page 108

8 Hole Inside Corner Bracket

Page 108

Cover Cap for 8 Hole Inside Corner Bracket

Page 108

16 Hole Inside Corner Bracket

Page 109

2 Hole Joining Strip

Page 109

3 Hole Joining Strip

Page 110

4 Hole Joining Strip

Page 110

4 Hole Joining Plate

Page 111

6 Hole Joining Plate

Page 111

8 Hole Joining Plate

Page 112

4 Hole 90° Joining Plate

Page 112

5 Hole 90° Joining Plate

Page 113

6 Hole 90° Joining Plate

Page 113

7 Hole 90° Joining Plate

Page 114

7 Hole 90° Joining Plate

Page 114

9 Hole 90° Joining Plate

Page 115

10 Hole 90° Joining Plate

Page 115

12 Hole 90° Joining Plate

Page 116

4 Hole Tee Plate

Page 116

5 Hole Tee Plate

Page 117

Pictorial Table of Contents

6 Hole Tee Plate



Page 117

7 Hole Tee Plate



Page 118

8 Hole Tee Plate



Page 118

12 Hole Tee Plate



Page 119

7 Hole Cross Joining Plate



Page 119

12 Hole Cross Joining Plate



Page 120

16 Hole Cross Joining Plate



Page 120

20 Hole Cross Joining Plate



Page 121

5 Hole L Shaped Joining Plate



Page 121

4 Hole 15° Plate



Page 122

6 Hole 15° Plate



Page 122

4 Hole 30° Plate



Page 123

6 Hole 30° Plate



Page 123

4 Hole 45° Plate



Page 124

6 Hole 45° Plate



Page 124

4 Hole 60° Plate



Page 125

6 Hole 60° Plate



Page 125

4 Hole 45° Inside Joining Plate



Page 126

2 Way Square Corner Connector



Page 126

3 Way Square Tri Corner



Page 127

Rounded Tri Corner



Page 127

3 Way Rounded Corner Bracket



Page 128

Cover Cap for 3-Way Rounded Corner Bracket



Page 128

2 Hole 10 to 15 Transition Inside Corner Bracket



Page 129

4 Hole 10 to 15 Transition Inside Corner Bracket



Page 129

4 Hole 10 to 15 Transition Inside Corner Bracket



Page 130

2 Hole 10 to 15 Transition Joining Strip



Page 130

3 Hole 10 to 15 Transition Joining Strip



Page 131

3 Hole 10 to 15 Transition Joining Strip



Page 131

45° Single Angle Connector



Page 132

45° Double Angle Connector



Page 132

45° Support



Page 133-134

2 Hole Inside Corner Bracket

F = Fractional M = Metric

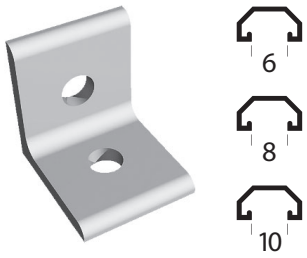

Part #	Series	A	B	C	D	E	F	G
B41081	10	1.00	1.00	.125	.500	.500	.875	.257
* B41191	10	1.00	1.00	.188	.500	.500	.875	.257
* B43022	15	1.50	1.50	.250	.750	.750	1.30	.328
B43025	30	30mm	30mm	4mm	13.5mm	15mm	27mm	6.81mm
* B43023	40	38.1mm	38.1mm	6.35mm	18mm	20mm	36mm	8.33mm
B43026	45	45mm	45mm	6mm	21mm	22.5mm	42mm	8.33mm

* Also available in (BA) Black Anodized

4

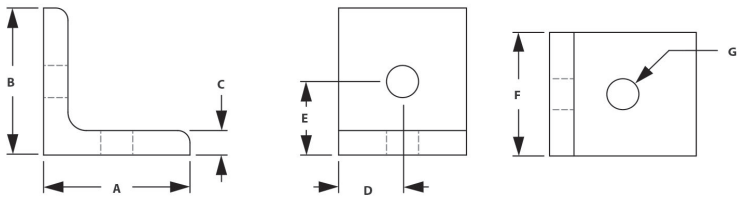

RECOMMENDED FASTENERS

Part #	Qty	Description	Use For
FC33860	2	1/4-20 x 3/8" FBHSCS & Econ T-Nut	B41081
FC33930	2	1/4-20 x 1/2" BHSCS & Econ T-Nut	B41191
FC33650	2	5/18-18 x 5/8" BHSCS & Econ T-Nut	B43022
F6312ZM	2	M6 x 12 BHSCS	B43025
FC34220M	2	M8 x 16mm BHSCS & Econ T-Nut	B43023
F83180M	2	M8 x 18mm BHSCS	B43026

2 Hole Slotted Corner Bracket

F = Fractional M = Metric

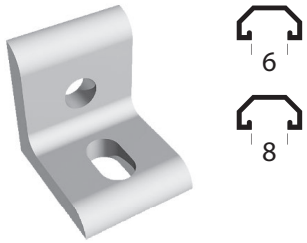

Part #	Series	A	B	C	D	E	F	G	H	J
B42651	10	1.00	1.00	.188	.438	.500	.281	.188	.875	.281
B42952	15	1.50	1.50	.250	.655	.500	.328	.500	1.31	.328
B42953	40	38.10mm	38.10mm	6.35mm	18mm	14mm	8.33mm	14mm	36mm	8.33mm

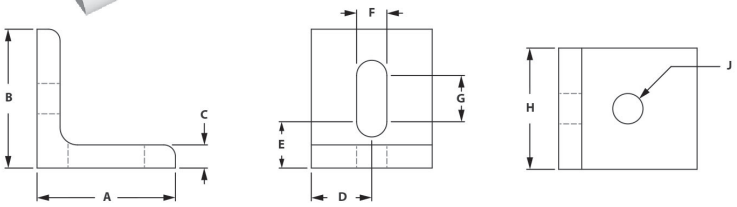

RECOMMENDED FASTENERS

Part #	Qty	Description	Use For
FC33930	2	1/4-20 x 1/2" BHSCS & Econ T-Nut	B42651
FC33650	2	5/16-18 x 5/8" BHSCS & Econ T-Nut	B42952
FC34220M	2	M8 x 16mm BHSCS & Econ T-Nut	B42953

3 Hole Inside Corner Bracket

F = Fractional M = Metric

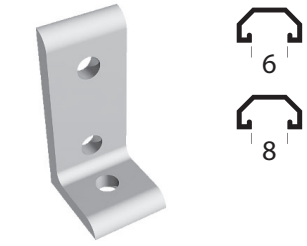

Part #	Series	A	B	C	D	E	F	G	H
B41761	10	1.00	2.00	.188	.438	.500	1.00	.875	.281
B43762	15	1.50	3.00	.250	.655	.750	1.50	1.31	.328
B43763	40	38.1mm	76.2mm	6.35mm	18mm	20mm	40mm	36mm	8.33mm

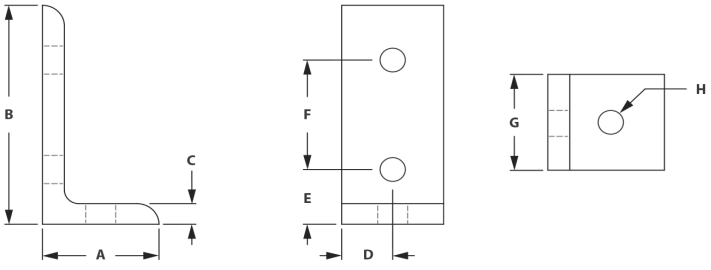

RECOMMENDED FASTENERS

Part #	Qty	Description	Use For
FC33930	3	1/4-20 x 1/2" BHSCS & Econ T-Nut	B41761
FC33650	3	5/16-18 x 5/8" BHSCS & Econ T-Nut	B43762
FC34220M	3	M8 x 16 BHSCS & Econ T-Nut	B43763

3 Hole Slotted Corner Bracket

F = Fractional M = Metric



6
8

Item #	Series	A	B	C	D	E	F	G	H	J	K	L
B42501	10	1.00	2.00	.188	.438	.500	1.00	.281	.875	.500	.281	.188
B42802	15	1.50	3.00	.250	.655	.750	1.50	.328	1.31	.500	.328	.500

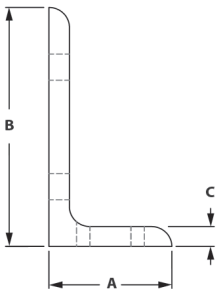

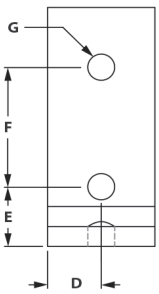

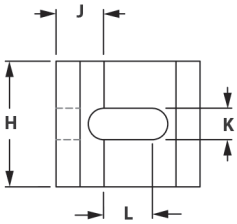

RECOMMENDED FASTENERS

T-Nut (x3)		Series	Bolt (x3)	Use For
FC33930	Economy	10	1/4-20 x 1/2" BHSCS	B42501
FC33650	Economy	15	5/16 - 18 x 5/8" BHSCS	B42802

4

4 Hole Horizontal Inside Corner Bracket

F = Fractional M = Metric



6
8
10

Part #	Series	A	B	C	D	E	F	G	H
B41131	10	1.00	1.00	.188	.500	.438	1.00	1.875	.281
*B43032	15	1.50	1.50	.250	.750	.655	1.50	2.810	.250
B43035	30	30mm	30mm	4mm	15mm	13.5mm	30mm	57mm	6.81mm
*B43033	40	40mm	40mm	6mm	20mm	18mm	40mm	76mm	8.30mm
B43036	45	45mm	45mm	6mm	22.5mm	22.5mm	45mm	9mm	8.30mm

* Also available in (BA) Black Anodized

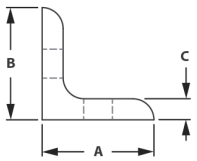

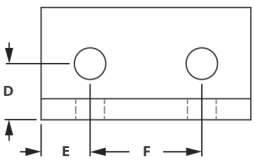

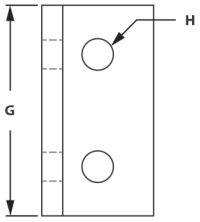

RECOMMENDED FASTENERS

T-Nut (x4)		Series	Bolt (x4)	Use For
FC33930	Economy	10	1/4-20 x 1/2" BHSCS	B41131
FC33650	Economy	15	5/16 - 18 x 5/8" BHSCS	B43032
F6312ZM	Economy	30	M6 x 12mm BHSCS	B43035
FC34220M	Economy	40	M8 x 16mm BHSCS	B43033
FC34220M	Economy	45	M8 x 16mm BHSCS	B43036

4 Hole Horizontal Slotted Inside Corner Bracket

F = Fractional M = Metric



6
8

Part #	Series	A	B	C	D	E	F	G	H	J	K
B42601	10	1.00	1.00	.188	.500	.438	1.00	.281	.188	1.875	.281
B42902	15	1.50	1.50	.250	.750	.655	1.50	.328	.500	2.810	.328
B42903	40	40mm	40mm	6.35mm	14mm	18mm	40mm	8.30mm	14mm	76mm	8.3mm

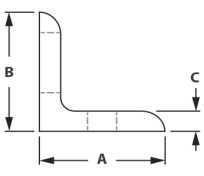

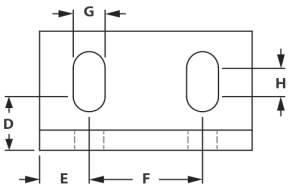

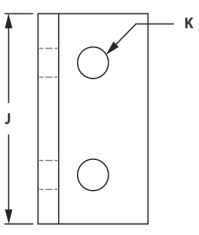

RECOMMENDED FASTENERS

Part #	Qty	Description	Use For
FC33930	4	1/4-20 x 1/2" BHSCS & Econ T-Nut	B42601
FC33650	4	5/16-18" FBHSCS & Economy T-Nut	B42902
FC34220M	4	M8 x 16mm BHSCS & Econ T-Nut	B42903

4 Hole Vertical Inside Corner Bracket

F = Fractional M = Metric

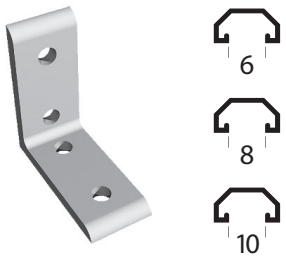

Part #	Series	A	B	C	D	E	F	G	H
* B41151	10	2.00	2.00	.188	.438	.500	1.00	.875	.281
B41011	10	2.50	2.50	.188	.438	.750	1.00	.875	.257
* B43012	15	3.00	3.00	.250	.655	.750	1.50	1.31	.328
B43015	30	60mm	60mm	5mm	15mm	15mm	30mm	27mm	7mm
*B43013	40	76.2mm	76.2mm	6.35mm	18mm	20mm	40mm	36mm	8.33mm
B43016	45	90mm	90mm	6mm	21mm	22.5mm	45mm	42mm	8.33mm

* Also available in (BA) Black Anodized

4

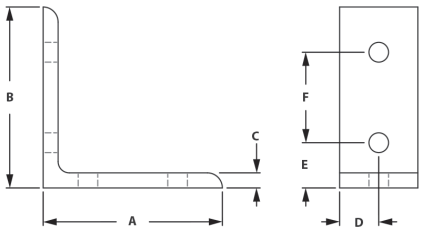

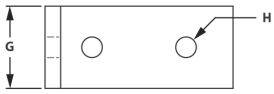

RECOMMENDED FASTENERS

Part #	Qty	Description	Use For
FC33930	4	1/4-20 x 1/2" BHSCS & Econ T-Nut	B41151
FC33930	4	1/4-20 x 1/2" BHSCS & Econ T-Nut	B41011
FC33650	4	5/16-18 FBHSCS & Econ T-Nut	B43012
FC34120M	4	M6 x 12mm BHSCS & Econ T-Nut	B43015
FC34220M	4	M8 x 16mm BHSCS & Econ T-Nut	B43013
FC36190M	4	M8 x 18mm BHSCS & T-Nut	B43016

6 Hole Horizontal Inside Corner Bracket

F = Fractional M = Metric



Part #	Series	A	B	C	D	E	F	G	H
B40151	10	1.00	1.00	.188	.500	.438	1.00	2.880	.281
B44152	15	1.50	1.50	.250	.750	.655	1.50	4.310	.328

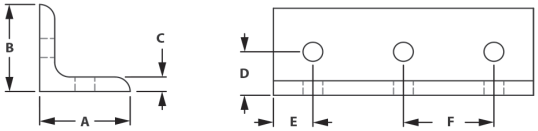

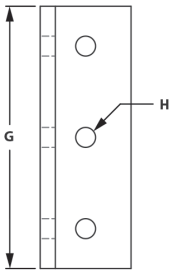

RECOMMENDED FASTENERS

Part #	Qty	Description	Use For
FC33930	6	1/4-20 x 1/2" BHSCS & Economy T-Nut	B40151
FC33650	6	5/16-18" FBHSCS & Economy T-Nut	B44152

- Creates a 90 degree connection
- Requires no machining
- Easily repositioned

6 Hole Horizontal Slotted Inside Corner Bracket

F = Fractional M = Metric



Part #	Series	A	B	C	D	E	F	G	H	J	K
B42661	10	1.00	1.00	.188	500	.438	1.00	.281	.188	2.875	.281
B42962	15	1.50	1.50	.250	.750	.655	1.50	.328	.500	4.310	.328

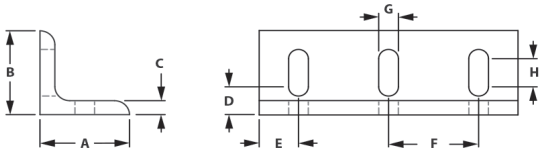

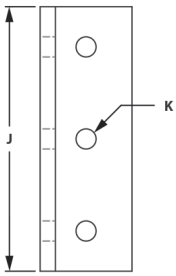

RECOMMENDED FASTENERS

Part #	Qty	Description	Use For
FC33930	6	1/4-20 x 1/2" BHSCS & Economy T-Nut	B42661
FC33650	6	5/16-18 x 5/8" FBHSCS & Econ T-Nut	B42962

- Creates a 90 degree connection
- Requires no machining
- Easily repositioned

6 Hole Vertical Inside Corner Bracket



6

8

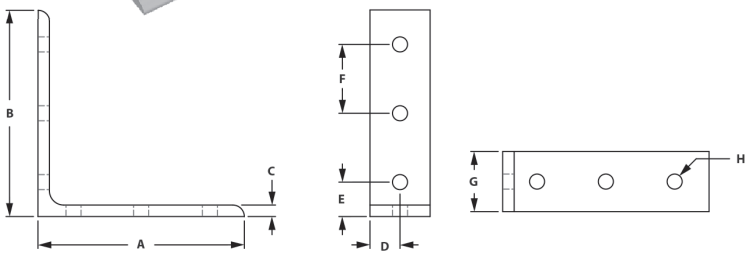

Part #	Series	A	B	C	D	E	F	G	H
B40131	10	3.00	3.00	.188	.438	.500	1.00	.875	.281
B44132	15	4.50	4.50	.250	.656	.750	1.50	1.312	.328

RECOMMENDED FASTENERS

Part #	Qty	Description	Use For
FC33930	6	1/4-20 x 1/2" BHSCS & Economy T-Nut	B40131
FC33650	6	5/16-18" x .687" FBHSCS & Economy T-Nut	B44132

- Creates a 90 degree connection
- Requires no machining
- Easily repositioned

4

6 Hole Inside Corner Bracket

F = Fractional M = Metric



6

8

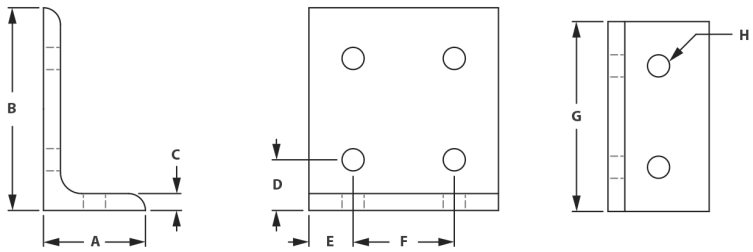

Part #	Series	A	B	C	D	E	F	G	H
B41751	10	1.00	2.00	.188	.500	.438	1.00	1.875	.281
* B43752	15	1.50	3.00	.250	.750	.655	1.50	2.810	.328

* Also available in (BA) Black Anodized

RECOMMENDED FASTENERS

Part #	Qty	Description	Use For
FC33930	6	1/4-20 x 1/2" BHSCS & Economy T-Nut	B41751
FC33650	6	5/16-18" x .687" FBHSCS & Economy T-Nut	B43752

- Creates a 90 degree connection
- Requires no machining
- Easily repositioned

6 Hole Slotted Inside Corner Bracket

F = Fractional M = Metric



6

8

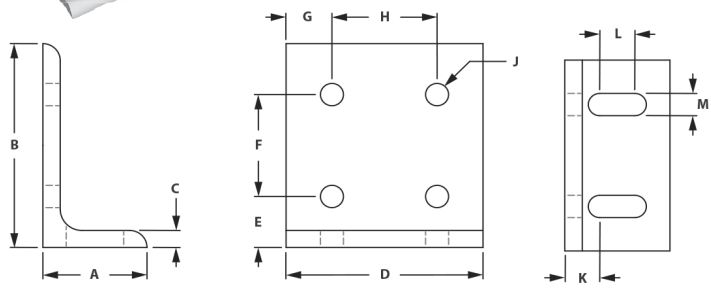

Part #	Series	A	B	C	D	E	F	G	H	J	K	L	M
B42861	10	1.00	2.00	.188	1.875	.500	1.00	.438	1.00	.281	.500	.188	.281
B42852	15	1.50	3.00	.250	2.810	.750	1.50	.655	1.50	.328	.750	.500	.328

RECOMMENDED FASTENERS

Part #	Qty	Description	Use For
FC33930	6	1/4-20 x 1/2" BHSCS & Economy T-Nut	B42861
FC33650	6	5/16-18 x 5/8" FBHSCS & Econ T-Nut	B42852

- Creates a 90 degree connection
- Requires no machining
- Easily repositioned
- Slotted for increased adjustability

6 Hole Left Hand Inside Corner Bracket

F = Fractional M = Metric



8

Part #	Series	A	B	C	D	E	F	G	H	J	K
B43092	15	3.00	3.00	.250	.655	.750	1.50	1.31	2.810	.750	.328

RECOMMENDED FASTENERS

Part #	Qty	Description	Use For
FC33650	6	5/16-18 x 5/8" BHSCS & Economy T-Nut	B43092

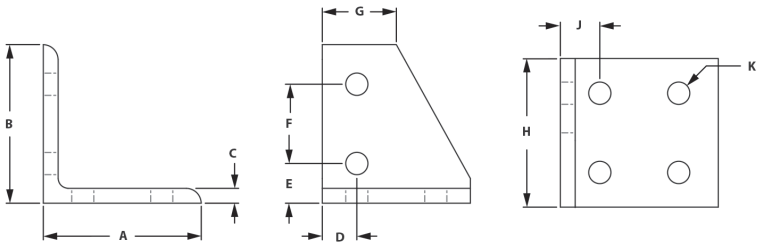

- High Strength
- Creates a left-aligned 90 degree connection
- Can be used with two different size profiles within the same series
- Requires no machining

6 Hole Right Hand Inside Corner Bracket

F = Fractional M = Metric



8

Part #	Series	A	B	C	D	E	F	G	H	J	K
B43082	15	3.00	3.00	.250	.655	.750	1.50	1.31	2.810	.750	.328

RECOMMENDED FASTENERS

Part #	Qty	Description	Use For
FC33650	6	5/16-18 x 5/8" BHSCS & Economy T-Nut	B43082

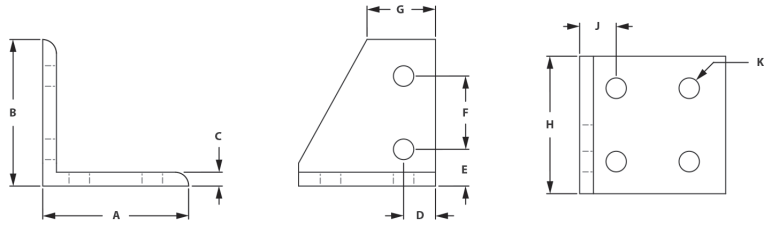

- High Strength
- Creates a right-aligned 90 degree connection
- Can be used with two different size profiles within the same series
- Requires no machining

6 Hole Center Inside Corner Bracket

F = Fractional M = Metric



8

Part #	Series	A	B	C	D	E	F	G	H	J	K
B43112	15	3.00	3.00	.250	1.405	.750	1.50	1.31	2.810	.750	.328

RECOMMENDED FASTENERS

Part #	Qty	Description	Use For
FC33650	6	5/16-18 x 5/8" BHSCS & Economy T-Nut	B43092

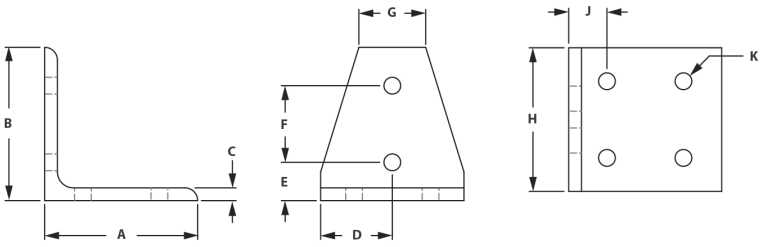

- High Strength
- Creates a 90 degree connection
- Can be used with two different size profiles within the same series
- Requires no machining

8 Hole Inside Corner Bracket

F = Fractional M = Metric

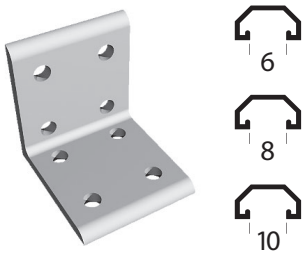

Part #	Series	A	B	C	D	E	F	G	H
B41141	10	2.00	2.00	.188	.500	.438	1.00	1.875	.281
*B43042	15	3.00	3.00	.250	.750	.655	1.50	2.810	.250
B43045	30	60mm	60mm	5mm	22.5mm	15mm	30mm	30mm	7mm
B43043	40	76.2mm	76.2mm	6.35mm	20mm	18mm	40mm	76mm	8.33mm
B43046	45	90mm	90mm	6mm	86mm	22.5mm	45mm	45mm	9mm

* Also available in (BA) Black Anodized

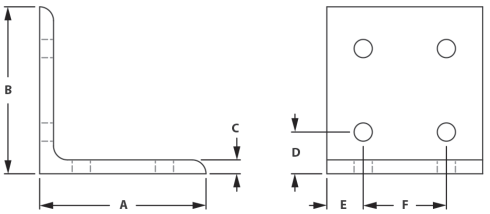

RECOMMENDED FASTENERS

Part #	Qty	Description	Use For
FC33930	8	1/4-20 x 1/2" BHSCS & Economy T-Nut	B41141
FC33650	8	5/16-18 x 5/8" BHSCS & Economy T-Nut	B43042
FC34120M	8	M6 x 12mm BHCS & M6 Z-Nut	B43045
FC34220M	8	M8 x 16mm BHSCS & Economy T-Nut	B43043
FC36190M	8	M8 x 18mm BHCS & M8 Z-Nut	B43046

4

8 Hole Horizontal Inside Corner Bracket

F = Fractional M = Metric



Part #	Series	A	B	C	D	E	F	G	H
B43682	15	1.50	1.50	.250	.750	.655	1.50	5.81	.328

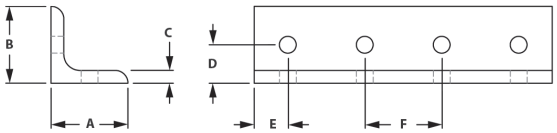

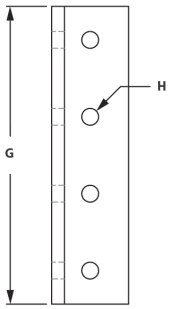

RECOMMENDED FASTENERS

Part #	Qty	Description	Use For
FC33650	8	5/16-18 x 5/8" BHSCS & Economy T-Nut	B43682

- Creates a 90 degree connection
- Requires no machining
- Easily repositioned

9 Hole Slotted Corner Bracket

F = Fractional M = Metric



Part #	Series	A	B	C	D	E	F	G	H	J	K	L	M
B42511	10	1.00	2.00	.188	2.875	.500	1.00	.438	1.00	.281	.500	.188	.281
B42512	15	1.50	3.00	.250	4.310	.750	1.50	.655	1.50	.328	.750	.500	.328

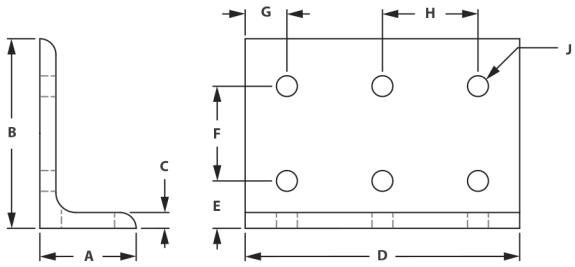

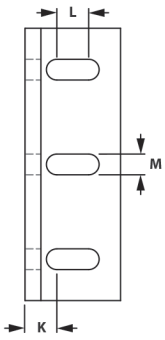

RECOMMENDED FASTENERS

Part #	Qty	Description	Use For
FC33930	9	1/4-20 x 1/2" BHSCS & Economy T-Nut	B42511
FC33650	9	5/16-18 x 5/8" FBHSCS & Econ T-Nut	B42512

- Creates a 90 degree connection
- Requires no machining
- Easily repositioned
- Slotted for increased adjustability

12 Hole Horizontal Inside Corner Bracket

F = Fractional M = Metric





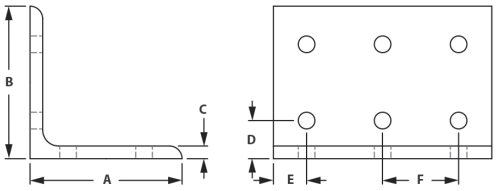

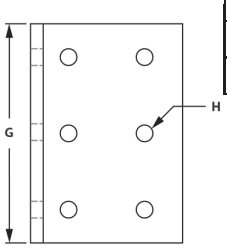

Part #	Series	A	B	C	D	E	F	G	H
B40161	10	2.00	2.00	.188	.500	.438	1.00	2.875	.281
B44162	15	3.00	3.00	.250	.750	.655	1.50	4.310	.328

RECOMMENDED FASTENERS

Part #	Qty	Description	Use For
FC33930	12	1/4-20 x 1/2" BHSCS & Economy T-Nut	B40161
FC33650	12	5/16-18 x 5/8" FBHSCS & Econ T-Nut	B40162

- Creates a 90 degree connection
- Requires no machining
- Easily repositioned and reused

12 Hole Vertical Inside Corner Bracket

F = Fractional M = Metric



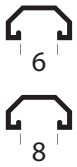

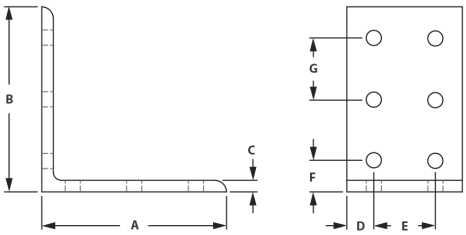

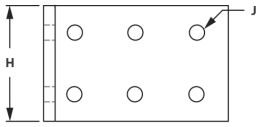

Part #	Series	A	B	C	D	E	F	G	H
B40141	10	2.00	2.00	.188	.500	.438	1.00	2.875	.281
B40142	15	3.00	3.00	.250	.750	.655	1.50	4.310	.328

RECOMMENDED FASTENERS

Part #	Qty	Description	Use For
FC33930	12	1/4-20 x 1/2" BHSCS & Economy T-Nut	B40141
FC33650	12	5/16-18 x 5/8" FBHSCS & Econ T-Nut	B40141

- Creates a 90 degree connection
- Requires no machining
- Easily repositioned and reused

18 Hole Inside Corner Bracket

F = Fractional M = Metric





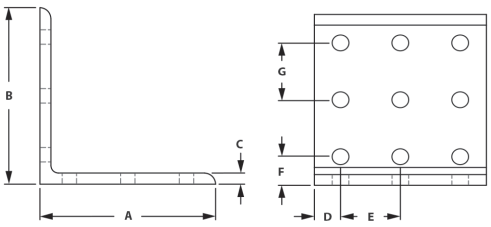

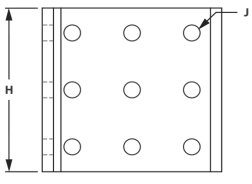

Part #	Series	A	B	C	D	E	F	G	H	J
B40171	10	3.00	3.00	.188	.438	1.00	.500	1.00	1.875	.281
B40172	15	4.50	4.50	.280	.655	1.50	.750	1.50	2.812	.328

RECOMMENDED FASTENERS

Part #	Qty	Description	Use For
FC33930	18	1/4-20 x 1/2" FBHSCS & Economy T-Nut	F40171
FC33650	18	5/16-18 x 5/8" FBHSCS & Econ T-Nut	F40172

- Creates a 90 degree connection
- Requires no machining
- Easily repositioned and reused

2 Hole Inside Corner Gusset

F = Fractional M = Metric



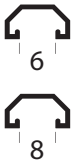

- High Strength
- Easily Repositioned
- 10, 15 & 40 Series

Part #	Series	A	B	C	D	E	F	G
*B41321	10	1.00	1.00	.188	.438	.500	.875	.281
*B43322	15	1.50	1.50	.250	.655	.750	1.310	.328
*B43323	40	38.1mm	38.1mm	6.35mm	18mm	20mm	36mm	8.33mm

* Also available in (BA) Black Anodized

RECOMMENDED FASTENERS

Part #	Qty	Description	Use For
FC33930	2	1/4-20 x 1/2" BHSCS & Economy T-Nut	B41321
FC33650	2	5/16-18 x 5/8" FBHSCS & Econ T-Nut	B43322
FC34220M	2	M8 x 16mm BHSCS & Economy T-Nut	B43323

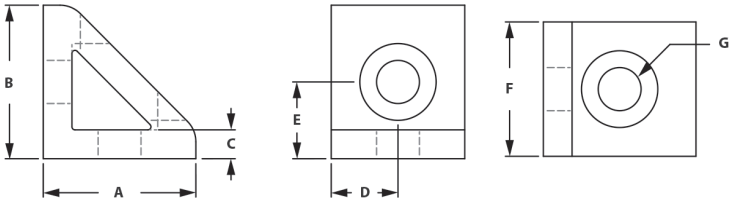

4

Cover For 2 Hole Inside Corner Bracket

F = Fractional M = Metric





- Black Nylon
- Used to create a cleaner look
- 10, 30 & 45 Series

Part #	Series	A	B	C	D	For Part #
H120319	10	28.6mm	17.6mm	2mm	2mm	B140599, B140609, B140619
H120325	30	44mm	27.6mm	4mm	4mm	B140715, B140735
H120346	45	64mm	39.6mm	4mm	4mm	B410786
H120356	45	70mm	42.2mm	3mm	3mm	B140836, B140856

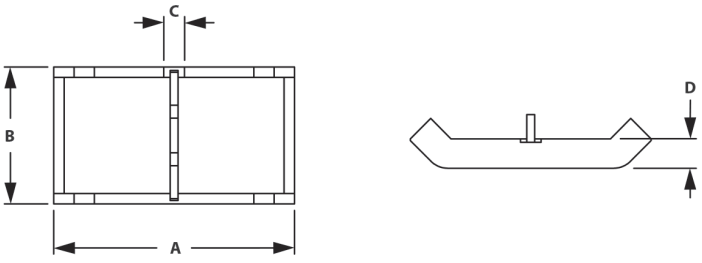

2 Hole Slotted Inside Corner Bracket

F = Fractional M = Metric





4

- 90 Degree Bracket
- Durable Connection
- Easily Repositioned
- 10, 30 & 45 Series

Part #	Series	A	B	C	D	E	F	G	H
B140599	10	18mm	18mm	3mm	18mm	5.3mm	5mm	5.3mm	7mm
B140609	10	18mm	18mm	3mm	18mm	5.3mm	5mm	5.3mm	7mm
B140619	10	18mm	18mm	3mm	18mm	5.3mm	5mm	5.3mm	7mm
B140715	30	27mm	27mm	6mm	28mm	8mm	12.5mm	6.4mm	9.5mm
B140735	30	27mm	27mm	6mm	28mm	8mm	12.5mm	6.4mm	9.5mm
B140675	30	28mm	28mm	4mm	28mm	27mm	8mm	6.5mm	11.4mm
B140665	30	28mm	28mm	4mm	28mm	27mm	8mm	6.5mm	11.4mm
B140836	45	41mm	41mm	9.5mm	42mm	10mm	16.5mm	9mm	18.5mm
B140856	45	41mm	41mm	9.5mm	42mm	10mm	16.5mm	9mm	18.5mm
B140786	45	39mm	39mm	6mm	40mm	9mm	12.3mm	9mm	23mm

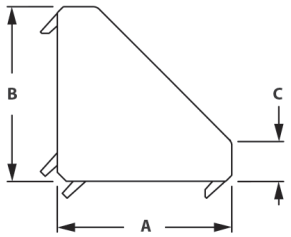

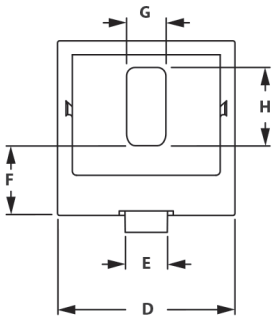

RECOMMENDED FASTENERS

Part #	Qty	Description	Use For
FC34570	2	10-32 x 3/8" SHCS & Economy T-Nut	B140599
FC34570	2	10-32 x 3/8" SHCS & Economy T-Nut	B140609
FC34570	2	10-32 x 3/8" SHCS & Economy T-Nut	B140619
FC35930M	2	M6 x 14mm SHCS & Drop In T-Nut	B140715
FC35930M	2	M6 x 14mm SHCS & Drop In T-Nut	B140735
FC35930M	2	M6 x 14mm SHCS & Drop In T-Nut	B140675
FC36260M	2	M8 x 18mm SHCS & Drop-In T-Nut	B140786
FC36300M	2	M8 x 20mm SHCS & Drop In T-Nut	B140836
FC36350M	2	M8 x 25mm Drop In T-Stud & Flanged Hex Nut	B140856
FC36320M	2	M8 x 20mm Drop-In T-Stud & Flanged Hex Nut	B140786

4 Hole Inside Corner Bracket - Single Gusset

F = Fractional M = Metric





Part #	Series	A	B	C	D	E	F	G	H	J
B140581	10	38mm	38mm	3mm	18mm	6mm	12mm	27mm	4.5mm	7.05mm
B140809	15/40	76mm	76mm	8.5mm	38mm	8mm	15mm	57mm	9mm	23mm
B140819	15/40	76mm	76mm	8.5mm	38mm	8mm	15mm	57mm	9mm	23mm
B140685	30	57mm	57mm	5.5mm	28mm	8mm	12mm	39mm	6.4mm	11mm
B140705	30	57mm	57mm	5.5mm	28mm	8mm	12mm	39mm	6.2mm	11mm
B140866	45	86mm	86mm	9.5mm	43mm	10mm	16.5mm	62.5mm	9mm	22mm
B140886	45	86mm	86mm	9.5mm	43mm	10mm	16.5mm	62.5mm	9mm	22mm

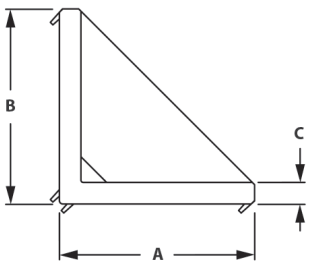

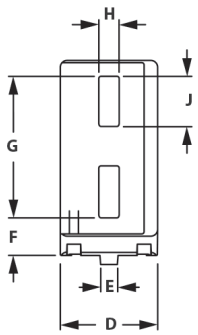

RECOMMENDED FASTENERS

Part #	Qty	Description	Use For
FC34570	4	10-32 x 3/8" SHCS & Economy T-Nut	B140581
FC34550	4	5/16-18 x 3/4" SHCS & Economy T-Nut	B140809
FC34550	4	5/16-18 x 3/4" SHCS & Economy T-Nut	B140819
FC35930M	4	M6 x 14mm SHCS & Drop In T-Nut	B140685
FC35930M	4	M6 x 14mm SHCS & Drop In T-Nut	B140705
FC36300M	4	M8 x 20mm SHCS & Drop In T-Nut	B140866
FC36350M	4	M8 x 25mm Drop In T–Stud & Flanged Hex Nut	B140886

4 Hole Inside Corner Bracket - Double Gusset

F = Fractional M = Metric



10

Part #	Series	A	B	C	D	E	F	G	H	J	K	L
B141026	45	76mm	76mm	2mm	38mm	10mm	9mm	21.5mm	6.97mm	19mm	25mm	29.5mm

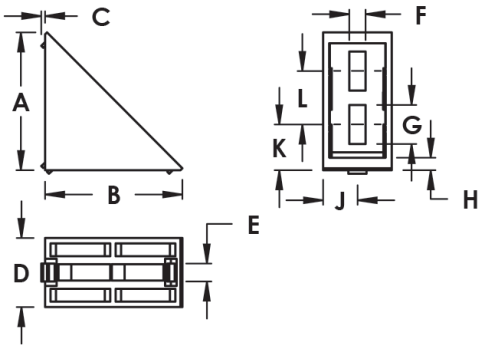

- 90 Degree Bracket
- Durable Connection
- Easily Repositioned

RECOMMENDED FASTENERS

Part #	Qty	Description	Use For
FC36300M	4	M8 x 20mm SHCS & Drop In T-Nut	B14026
FC36350M	4	M8 x 25mm Drop-In T-Stud & Flanged Hex Nut	B14026

4

Cover Cap For 4 Hole Inside Corner Bracket

F = Fractional M = Metric



10

Part #	Series	A	B	C	D	For Part #
H120389	45	14mm	106mm	4mm	37.6mm	B141026

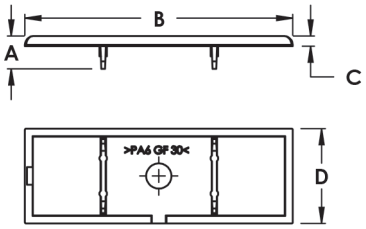

- Black nylon
- Used to create a cleaner look
- Used with part number B141026

40 x 40 Connection Angle w/Pre-Installed Nuts

F = Fractional M = Metric



10

Part #	Series	A	B	C	D	E	F	G	H
B141789PP	15, 40	40mm	40mm	4mm	8mm	40mm	20mm	20mm	7mm

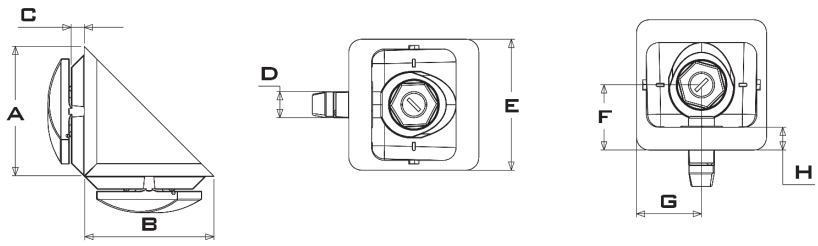

- 90 Degree Bracket
- Pre-installed hardware
- Easily Repositioned
- High strength

(800) 817-0617

Cover Cap for 40 x 40 Connection Angle w/Pre-Installed Nuts

F = Fractional M = Metric



10

Part #	Series	A	B	C	D	For Part #
H141809PP	15, 40	56mm	40mm	3mm	4.8mm	B141789

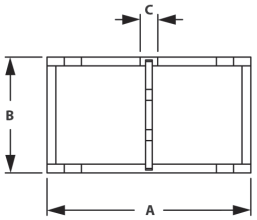

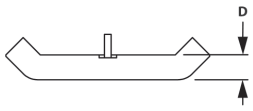

4

- Black nylon
- Used to create a cleaner look
- Used with part number B141789

40 x 80 Connection Angle w/Pre-Installed Nuts

F = Fractional M = Metric



10

Part #	Series	A	B	C	D	E	F	G	H	J
B141799PP	15, 40	80mm	80mm	4mm	8mm	40mm	20mm	40mm	20mm	7mm

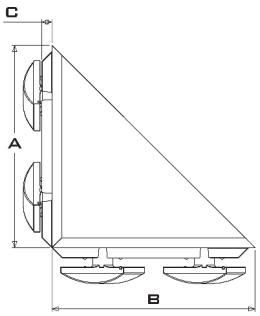

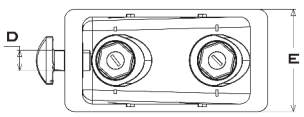

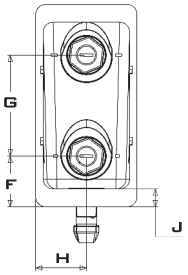

- 90 Degree Bracket
- Durable Connection
- Easily Repositioned
- Pre-installed hardware

Cover Cap for 40 x 80 Connection Angle w/Pre-Installed Nuts

F = Fractional M = Metric



10

Part #	Series	A	B	C	D	For Part #
H141819PP	15, 40	15mm	112.5mm	5mm	40mm	B141799

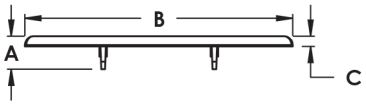

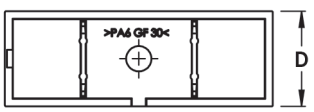

- Black nylon
- Used with part number B141799

4 Hole Horizontal Inside Corner Gusset

F = Fractional M = Metric



6

8

Part #	Series	A	B	C	D	E	F	G	H	J
*B41341	10	1.00	1.00	.188	.438	.500	.500	1.875	1.00	.281
*B43342	15	1.50	1.50	.250	.656	.750	.750	2.812	1.50	.328
*B43343	40	40mm	40mm	6mm	18mm	20mm	20mm	76mm	40mm	8.3mm

* Also available in (BA) Black Anodized

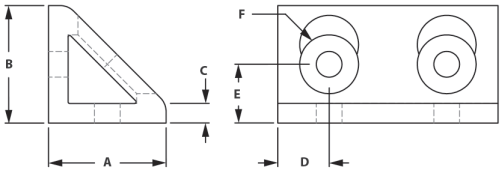

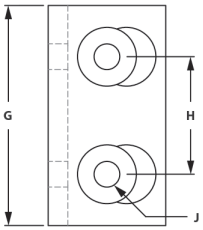

RECOMMENDED FASTENERS

Part #	Qty	Description	Use For
FC33930	4	1/4-20 x 1/2" BHSCS & Economy T-Nut	B41341
FC33650	4	5/16-18 x 5/8" BHSCS & Economy T-Nut	B43342
FC34220M	4	M8 x 16mm BHSCS & Economy T-Nut	B43343

4

4 Hole Vertical Inside Corner Gusset

F = Fractional M = Metric



6

8

Part #	Series	A	B	C	D	E	F	G	H
* B41361	10	2.00	2.00	.188	.438	.500	.875	1.00	.281
* B43362	15	3.00	3.00	.250	.655	.750	1.31	1.50	.328
*B43363	40	76.2mm	76.2mm	6.35mm	18mm	19mm	36mm	40mm	8.33mm

* Also available in (BA) Black Anodized

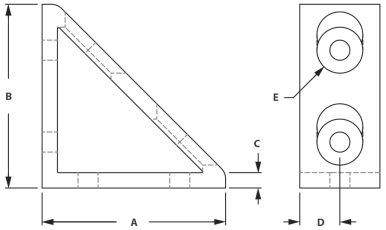

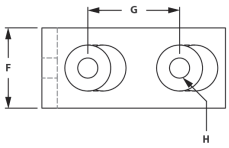

RECOMMENDED FASTENERS

Part #	Qty	Description	Use For
FC33930	4	1/4-20 x 1/2" BHSCS & Economy T-Nut	B41361
FC33650	4	5/16-18 x 5/8" BHSCS & Economy T-Nut	B43362
FC34220M	4	M8 x 16mm BHSCS & Economy T-Nut	B43363

8 Hole Inside Corner Gusset

F = Fractional M = Metric



6

8

Part #	Series	A	B	C	D	E	F	G	H	J
* B41381	10	2.00	2.00	.188	.438	.500	.500	1.875	1.00	.281
* B43382	15	3.00	3.00	.250	.655	.750	.750	2.810	1.50	.328
*B43383	40	76.2mm	76.2mm	6.35mm	18mm	20mm	19mm	76mm	40mm	6.35mm

* Also available in (BA) Black Anodized

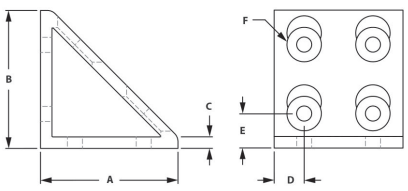

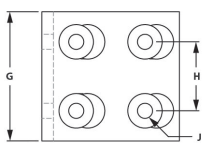

RECOMMENDED FASTENERS

Part #	Qty	Description	Use For
FC33930	8	1/4-20 x 1/2" BHSCS & Economy T-Nut	B41381
FC33650	8	5/16-18 x 5/8" BHSCS & Economy T-Nut	B43382
FC34220M	8	M8 x 16mm BHSCS & Economy T-Nut	B43383

8 Hole Horizontal Inside Corner Gusset

F = Fractional M = Metric



8

Part #	Series	A	B	C	D	E	F	G	H	J
B43142	15	1.50	1.50	.250	.750	.655	1.50	.750	5.810	.328

RECOMMENDED FASTENERS

Part #	Qty	Description	Use For
FC33650	8	5/16-18 x 5/8" BHSCS & Economy T-Nut	B43142

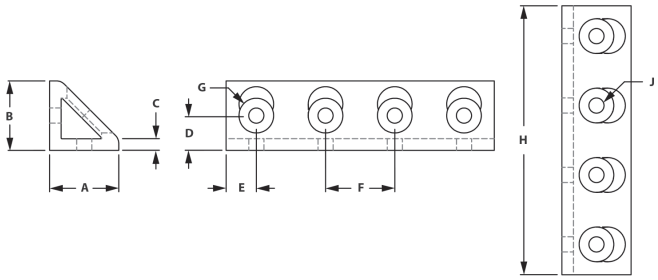

- 90 Degree Bracket
- Durable Connection
- Easily Repositioned
- No machining required

8 Hole Inside Corner Bracket

F = Fractional M = Metric



8

10

Part #	Series	A	B	C	D	E	F	G	H	J	K	L	M	N	P
B140955	30	57mm	57mm	9.75mm	11mm	57mm	7mm	29mm	15mm	30mm	13.5mm	6mm	38mm	9mm	3mm
B141116	45	86mm	86mm	4.03mm	22mm	21.5mm	9mm	40mm	15mm	45mm	21.5mm	10mm	40mm	9mm	6mm

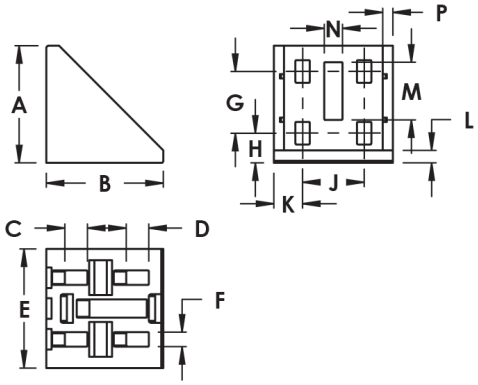

RECOMMENDED FASTENERS

Part #	Qty	Description	Use For
FC35930M	8	M6 x 14mm SHCS & Drop-In T-Nut	B140955
FC35930M	8	M6 x 14mm SHCS & Drop-In T-Nut	B140965
FC36300M	8	M8 x 20mm SHCS & Drop-In T-Nut	B141116
FC36350M	8	M8 x 25mm Drop-In T-Nut Stud & Flanged Hex Nut	B141116

- 90 Degree Bracket
- Durable Connection
- Easily Repositioned
- No machining required

Cover Cap For 8 Hole Inside Corner Bracket

F = Fractional M = Metric



8

10

Part #	Series	A	B	C	D	For Part #
H120375	30	87mm	17mm	7mm	57mm	B140955, B140965
H120406	45	131.8mm	20mm	3mm	87.6mm	B141116

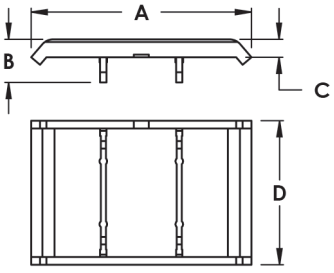

- Black nylon
- Used to create a cleaner look
- 30 and 45 Series

16 Hole Inside Corner Gussett

F = Fractional M = Metric



8

Part #	Series	A	B	C	D	E	F	G	H	J
B43442	15	3.00	3.00	.250	.750	.655	1.50	.750	5.810	.328

RECOMMENDED FASTENERS

Part #	Qty	Description	Use For
FC33650	16	5/16-18 x 5/8" BHSCS & Economy T-Nut	B43442

- 90 Degree
- Heavy Duty Connection
- Repositionable
- No machining required

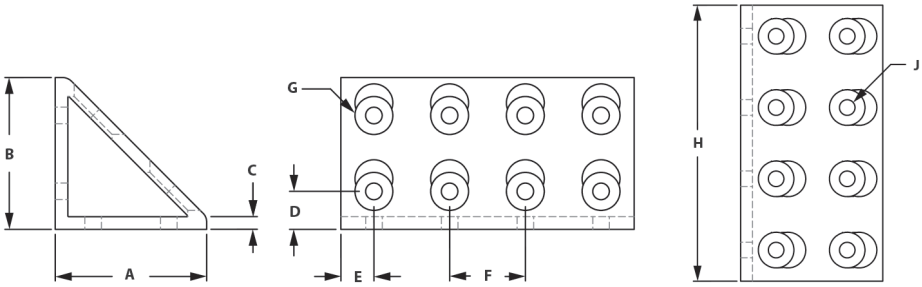

4

2 Hole Joining Strip

F = Fractional M = Metric



6

8

10

Part #	Series	A	B	C	D	E	F	G
* J41071	10	.875	2.00	.438	.500	1.00	.257	.188
* J43072	15	1.50	3.00	.750	.750	1.50	.328	.250
J43075	30	27mm	57mm	13.5mm	13.5mm	30mm	30mm	5mm
J43073	40	38.1mm	76.2mm	19mm	18.11mm	40mm	8.33mm	6.35mm
J43076	45	41mm	86mm	20.5mm	20.5mm	45mm	45mm	6mm

* Also available in (BA) Black Anodized

- No machining required
- Easily repositioned
- Aluminum

RECOMMENDED FASTENERS

Part #	Qty	Description	Use For
FC33930	2	1/4-20 x 1/2" BHSCS & Economy T-Nut	J41071
FC33650	2	5/16-18 x 5/8" BHSCS & Economy T-Nut	J43072
FC36000M	2	M6 X 12mm BHSCS & Drop-In T-Nut	J43075
FC36330M	2	M6 x 20mm Drop-In T-Stud & Flanged Hex Nut	J43075
FC34220M	2	M8 x 16mm BHSCS & Economy T-Nut	J43073
FC36190M	2	M8 X 18mm BHSCS & Drop-In T-Nut	J43076
FC36320M	2	M8 x 20mm Drop-In T-Stud & Flanged Hex Nut	J43076

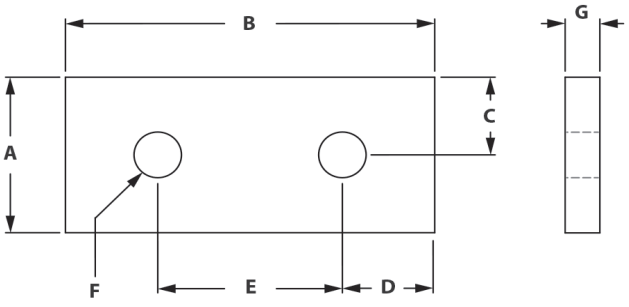

3 Hole Joining Strip

F = Fractional M = Metric

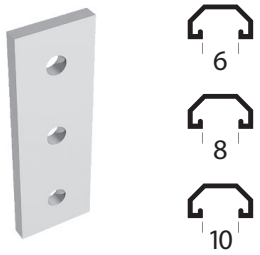

Part #	Series	A	B	C	D	E	F	G
J41181	10	.875	3.00	.438	.500	1.00	.257	.188
J43062	15	1.50	4.50	.750	.750	1.50	.328	.250
J43065	30	27mm	90mm	13.5mm	15mm	30mm	6.30mm	4mm
J43063	40	38.1mm	120mm	19mm	20mm	40mm	8.33mm	6.35mm
J43066	45	42mm	135mm	21mm	22.5mm	45mm	8.30mm	6mm

4

- No machining required
- Easily repositioned
- Aluminum
- Makes straight connection

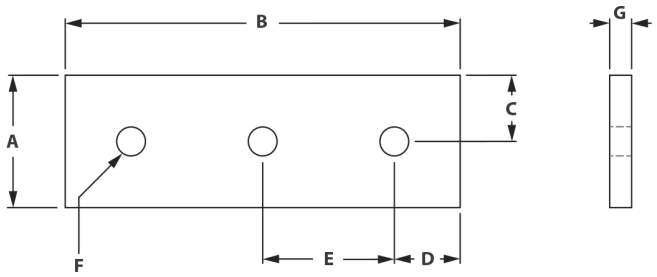

RECOMMENDED FASTENERS

Part #	Qty	Description	Use For
FC33930	3	1/4-20 x 1/2" BHSCS & Economy T-Nut	J41181
FC33650	3	5/16-18 x 5/8" BHSCS & Economy T-Nut	J43062
FC36000M	3	M6 x 12mm BHSCS & Drop-In T-Nut	J43065
FC36330M	3	M6 x 20mm Drop-In T-Stud & Flanged Hex Nut	J43065
FC34220M	3	M8 x 16mm BHSCS & Economy T-Nut	J43063
FC36190M	3	M8 x 18mm BHSCS & Drop-In T-Nut	J43066
FC36320M	3	M8 x 20mm Drop-In T-Stud & Flanged Hex Nut	J43066

4 Hole Joining Strip

F = Fractional M = Metric

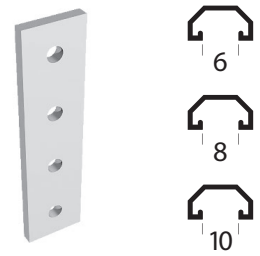

Part #	Series	A	B	C	D	E	F	G
J41171	10	.875	4.00	.438	.500	1.00	.257	.188
* J43052	15	1.490	6.00	.745	.750	1.50	.328	.250
J43055	30	27mm	117mm	13.5mm	15mm	30mm	7mm	4mm
*J43053	40	39.8mm	160mm	19.9mm	20mm	19.9mm	8.3mm	6mm
J43056	45	41mm	176mm	20.5mm	20.5mm	45mm	9mm	6mm

* Also available in (BA) Black Anodized

- No machining required
- Easily repositioned
- Aluminum
- Makes straight connection

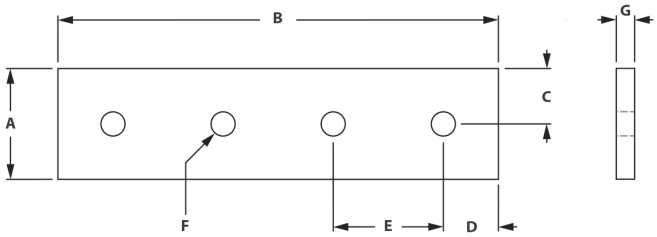

RECOMMENDED FASTENERS

Part #	Qty	Description	Use For
FC33930	4	1/4-20 x 1/2" BHSCS & Economy T-Nut	J41171
FC33650	4	5/16-18 x 5/8" BHSCS & Economy T-Nut	J43052
FC36000M	4	M6 x 12mm BHSCS & Drop-In T-Nut	J43055
FC34220M	4	M8 x 16mm BHSCS & Economy T-Nut	J43053
FC36190M	4	M8 x 18mm BHSCS & Drop-In T-Nut	J43056

4 Hole Joining Plate

F = Fractional M = Metric

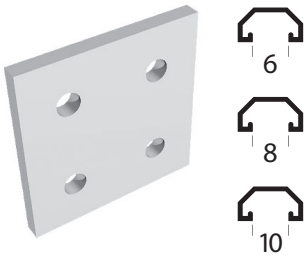

Part #	Series	A	B	C	D	E	F
*J41671	10	2.00	2.00	.500	1.00	.257	.188
* J43672	15	3.00	3.00	.750	1.50	.328	.250
J43675	30	57mm	57mm	13.5mm	30mm	7mm	5mm
J43673	40	76.2mm	76.2mm	18.11mm	40mm	8.33mm	6.35mm
J43676	45	86mm	86mm	20.5mm	45mm	9mm	6mm

* Also available in (BA) Black Anodized

- No machining required
- Easily repositioned
- Makes straight connection

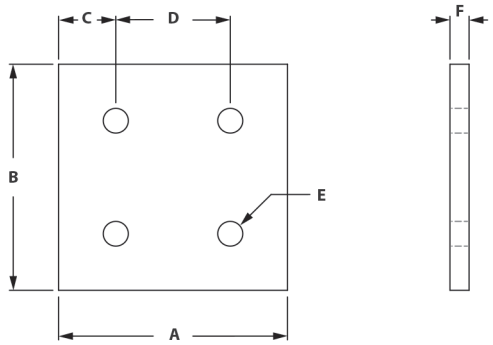

RECOMMENDED FASTENERS

Part #	Qty	Description	Use For
FC33930	4	1/4-20 x 1/2" BHSCS & Economy T-Nut	J41671
FC33650	4	5/16-18 x 5/8" BHSCS & Economy T-Nut	J43672
FC36000M	4	M6 x 12mm BHSCS & Drop-In T-Nut	J43675
FC34220M	4	M8 x 16mm BHSCS & Economy T-Nut	J43673
FC36190M	4	M8 x 18mm BHSCS & Drop-In T-Nut	J43676

6 Hole Joining Plate

F = Fractional M = Metric

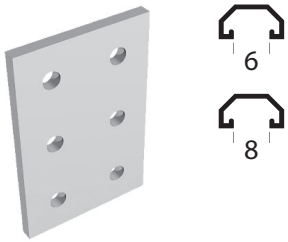

Part #	Series	A	B	C	D	E	F
J41661	10	2.00	3.00	.500	1.00	.257	.188
J43662	15	3.00	4.50	.750	1.50	.328	.250

- No machining required
- Easily repositioned
- Aluminum
- Makes straight connection

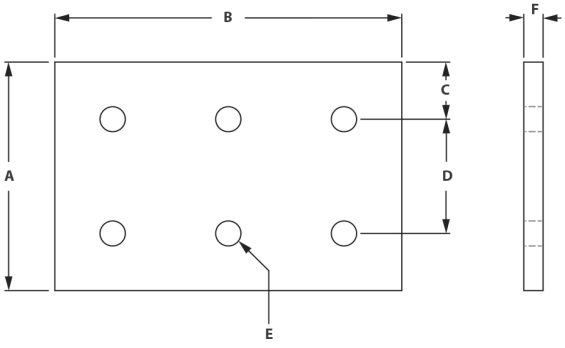

RECOMMENDED FASTENERS

Part #	Qty	Description	Use For
FC33930	6	1/4-20 x 1/2" BHSCS & Economy T-Nut	J41161
FC33650	6	5/16-18 x 5/8" BHSCS & Economy T-Nut	J43662

8 Hole Joining Plate

F = Fractional M = Metric

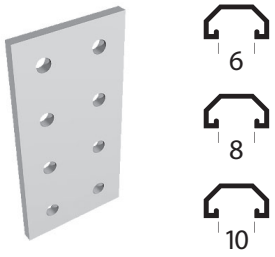

Part #	Series	A	B	C	D	E	F
J41651	10	2.00	4.00	.500	1.00	.257	.188
J43652	15	3.00	6.00	.750	1.50	.328	.250
J43655	30	57mm	117mm	13.5mm	30mm	7mm	5mm
J43653	40	76.2mm	160mm	18.11mm	40mm	8.33mm	6.35mm
J43656	45	86mm	176mm	20.5mm	45mm	9mm	6mm

4

- No machining required
- Easily repositioned
- Aluminum
- Makes straight connection

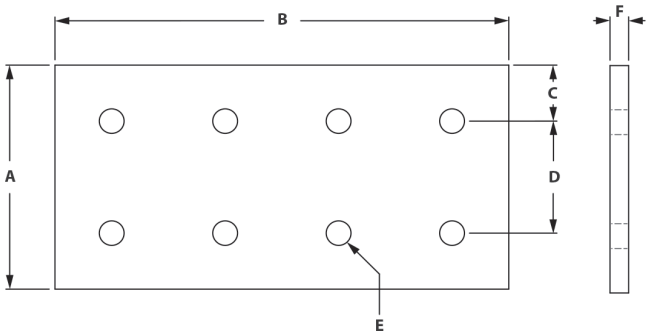

RECOMMENDED FASTENERS

Part #	Qty	Description	Use For
FC33930	8	1/4-20 x 1/2" BHSCS & Economy T-Nut	J41651
FC33650	8	5/16-18 x 5/8" BHSCS & Economy T-Nut	J43652
FC36000M	8	M6 x 12mm BHSCS & Drop-In T-Nut	J43655
FC34220M	8	M8 x 16mm BHSCS & Economy T-Nut	J43653
FC36190M	8	M8 x 18mm BHSCS & Drop-In T-Nut	J43656

4 Hole 90° Joining Plate

F = Fractional M = Metric

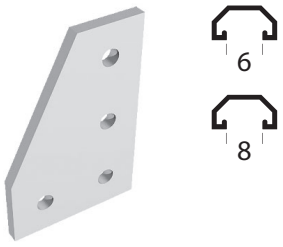

Part #	Series	A	B	C	D	E	F	G	H
*J41501	10	2.00	3.00	.500	1.00	.257	1.00	1.00	.188
J43502	15	3.00	4.50	.750	1.50	.328	1.50	1.50	.250
J43503	40	80mm	120mm	27mm	40mm	8.33mm	40mm	40mm	6mm

* Also available in (BA) Black Anodized

- No machining required
- Easily repositioned
- Aluminum
- Makes 90 degree connection

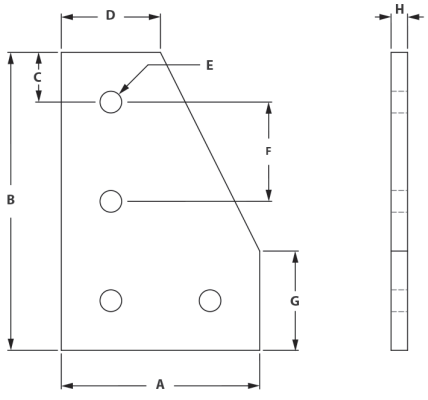

RECOMMENDED FASTENERS

Part #	Qty	Description	Use For
FC33930	4	1/4-20 x 1/2" BHSCS & Economy T-Nut	J41501
FC33650	4	5/16-18 x 5/8" BHSCS & Economy T-Nut	J43502
FC34220M	4	M8 x 16mm BHSCS & Economy T-Nut	J43503

5 Hole 90° Joining Plate

F = Fractional M = Metric

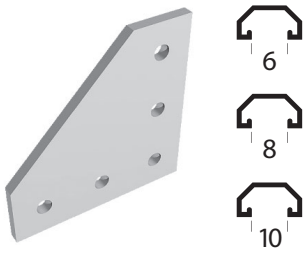

Part #	Series	A	B	C	D	E	F	G	H
* J41511	10	3.00	3.00	.500	1.00	.257	1.00	1.00	.188
* J43512	15	4.50	4.50	.750	1.50	.328	1.50	1.50	.250
J43515	30	88.5mm	88.5mm	14.25mm	27mm	7mm	30mm	27mm	5mm
J43513	40	127mm	127mm	27mm	40mm	8.33mm	40mm	40mm	6.35mm
J43516	45	133mm	133mm	21.5mm	41mm	9mm	45mm	41mm	6mm

* Also available in (BA) Black Anodized

- No machining required
- Easily repositioned
- Aluminum
- Makes 90 degree connection

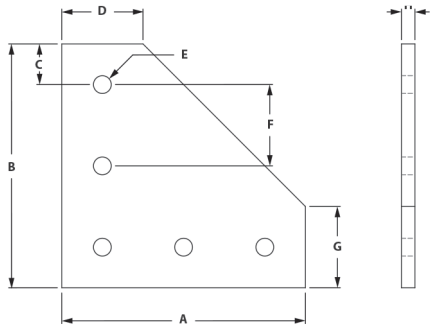

RECOMMENDED FASTENERS

Part #	Qty	Description	Use For
FC33930	5	1/4-20 x 1/2" BHSCS & Economy T-Nut	J41511
FC33650	5	5/16-18 x 5/8" BHSCS & Economy T-Nut	J43512
FC36000M	5	M6 x 12mm BHSCS & Drop-In T-Nut	J43515
FC36330M	5	M6 x 20mm Drop-In T-Stud & Flanged Hex Nut	J43515
FC34220M	5	M8 x 16mm BHSCS & Economy T-Nut	J43513
FC36190M	5	M8 x 18mm BHSCS & Drop-In T-Nut	J43516
FC36320M	5	M8 x 20mm Drop-In T-Stud & Flanged Hex Nut	J43516

4

6 Hole 90° Joining Plate

F = Fractional M = Metric

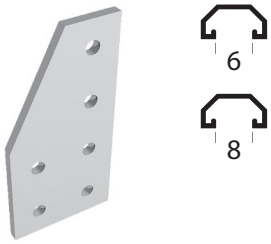

Part #	Series	A	B	C	D	E	F	G	H
J41201	10	2.00	4.00	.500	1.00	.257	1.00	2.00	.188
J43202	15	3.00	6.00	.750	1.50	.328	1.50	3.00	.250
J43203	40	80mm	160mm	27mm	40mm	8.33mm	40mm	80mm	6mm

- No machining required
- Easily repositioned
- Aluminum
- Makes 90 degree connection

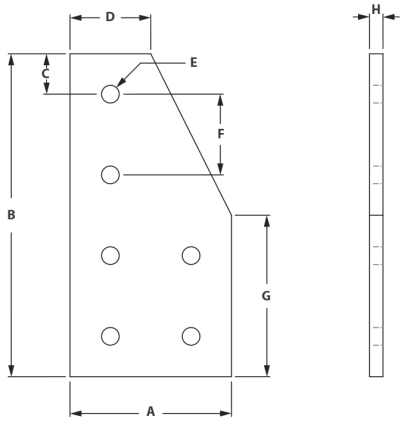

RECOMMENDED FASTENERS

Part #	Qty	Description	Use For
FC33930	6	1/4-20 x 1/2" BHSCS & Economy T-Nut	J41201
FC33650	6	5/16-18 x 5/8" BHSCS & Economy T-Nut	J43202
FC34220M	6	M8 x 16mm BHSCS & Economy T-Nut	J43203

7 Hole 90° Joining Plate

F = Fractional M = Metric

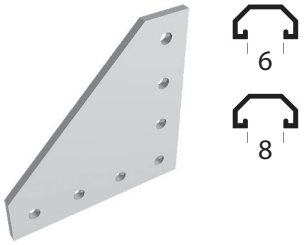

Part #	Series	A	B	C	D	E	F	G	H
J41521	10	4.00	4.00	.500	1.00	.257	1.00	1.00	.188
J43522	15	6.00	6.00	.750	1.50	.328	1.50	1.50	.250
J43523	40	152.4mm	152.4mm	16.2mm	40mm	8.33mm	40mm	36.2mm	6.35mm

RECOMMENDED FASTENERS

Part #	Qty	Description	Use For
FC33930	7	1/4-20 x 1/2" BHSCS & Economy T-Nut	J41521
FC33650	7	5/16-18 x 5/8" BHSCS & Economy T-Nut	J43522
FC34220M	7	M8 x 16mm BHSCS & Economy T-Nut	J43523

4

- No machining required
- Easily repositioned
- Aluminum
- Makes 90 degree connection

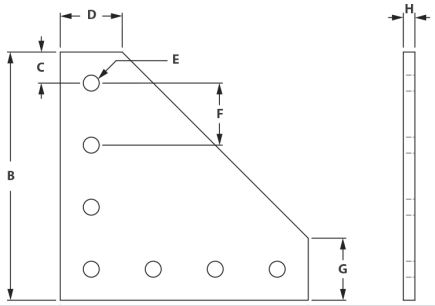

7 Hole 90° Joining Plate

F = Fractional M = Metric

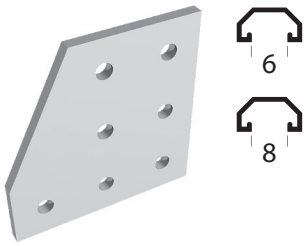

Part #	Series	A	B	C	D	E	F	G	H
J41291	10	3.00	3.00	.500	2.00	.257	1.00	1.00	.188
J43292	15	4.50	4.50	.750	3.00	.328	1.50	1.50	.250

RECOMMENDED FASTENERS

Part #	Qty	Description	Use For
FC33930	7	1/4-20 x 1/2" BHSCS & Economy T-Nut	J41291
FC33650	7	5/16-18 x 5/8" BHSCS & Economy T-Nut	J43292

- No machining required
- Easily repositioned
- Aluminum
- Makes 90 degree connection

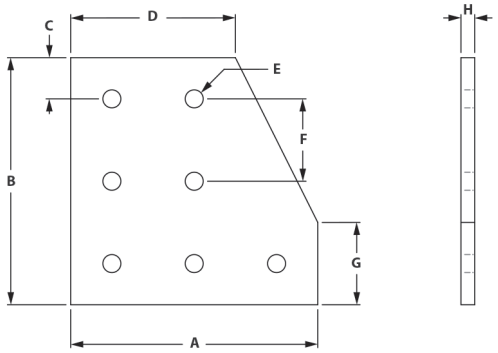

9 Hole 90° Joining Plate

F = Fractional M = Metric



6
8

Part #	Series	A	B	C	D	E	F	G	H
J43262	15	4.50	6.00	.750	3.00	.328	1.50	1.50	.250

RECOMMENDED FASTENERS

Part #	Qty	Description	Use For
FC33650	9	5/16-18 x 5/8" BHSCS & Economy T-Nut	J43262

- No machining required
- Easily repositioned
- Aluminum
- Makes 90 degree connection

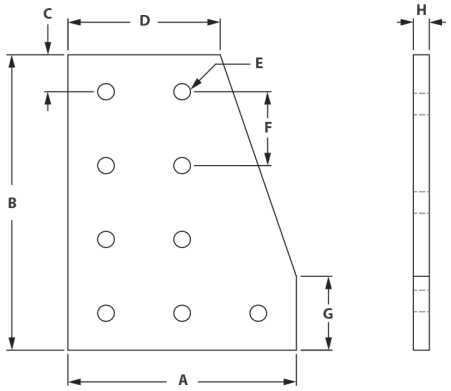

4

10 Hole 90° Joining Plate

F = Fractional M = Metric



6
8

Part #	Series	A	B	C	D	E	F	G	H
J41271	10	4.00	4.00	.500	2.00	.257	1.00	1.00	.188
J43272	15	6.00	6.00	.750	3.00	.328	1.50	1.50	.250

RECOMMENDED FASTENERS

Part #	Qty	Description	Use For
FC33930	10	1/4-20 x 1/2" BHSCS & Economy T-Nut	J41271
FC33650	10	5/16-18 x 5/8" BHSCS & Economy T-Nut	J41272

- No machining required
- Easily repositioned
- Aluminum
- Makes 90 degree connection

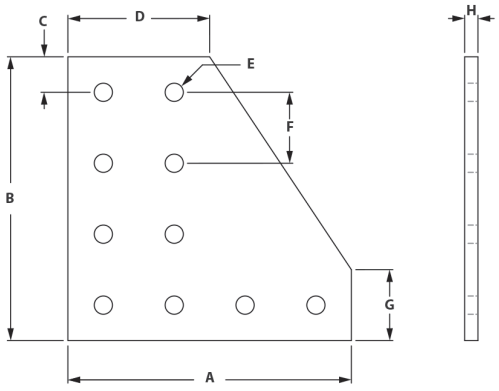

(800) 817-0617

12 Hole 90° Joining Plate

F = Fractional M = Metric



6
8

Part #	Series	A	B	C	D	E	F	G	H
J41281	10	4.00	4.00	.500	2.00	.257	1.00	2.00	.188
J43282	15	6.00	6.00	.750	3.00	.328	1.50	3.00	.250
J43283	40	152.4mm	152.4mm	16.2mm	76.2mm	8.33mm	40mm	76.2mm	6.35mm

RECOMMENDED FASTENERS

Part #	Qty	Description	Use For
FC33930	12	1/4-20 x 1/2" BHSCS & Economy T-Nut	J41281
FC33650	12	5/16-18 x 5/8" BHSCS & Economy T-Nut	J43282
FC34220M	12	M8 x 16mm BHSCS & Economy T-Nut	J43283

4

- No machining required
- Easily repositioned
- Aluminum
- Makes 90 degree connection

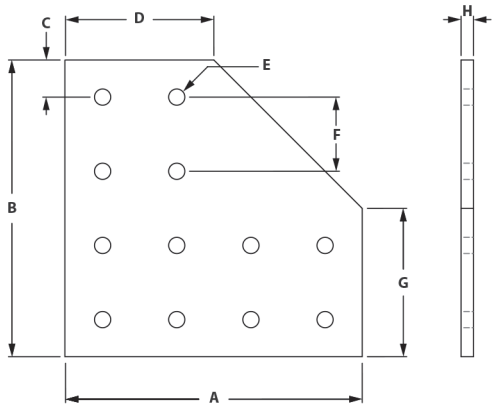

4 Hole Tee Joining Plate

F = Fractional M = Metric



6
8

Part #	Series	A	B	C	D	E	F	G	H
J41411	10	2.00	2.50	.500	1.00	.257	1.00	1.00	.188
* J43412	15	3.00	4.50	.750	1.50	.328	1.50	1.50	.250

* Also available in (BA) Black Anodized

RECOMMENDED FASTENERS

Part #	Qty	Description	Use For
FC33930	4	1/4-20 x 1/2" BHSCS & Economy T-Nut	J41411
FC33650	4	5/16-18 x 5/8" BHSCS & Economy T-Nut	J43412

- No machining required
- Easily repositioned
- Aluminum
- Makes a "T" connection

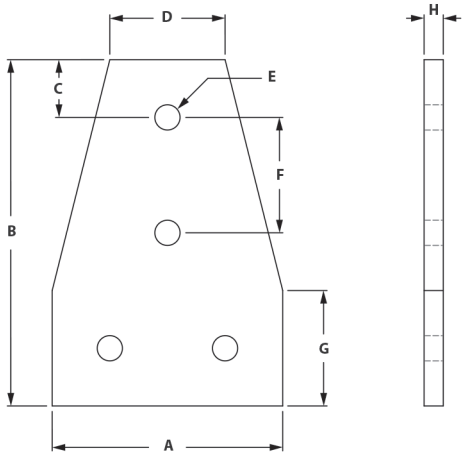

5 Hole Tee Joining Plate

F = Fractional M = Metric

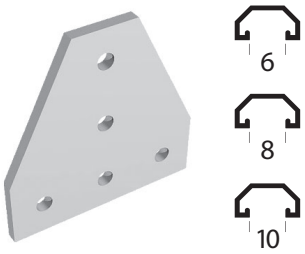

Part #	Series	A	B	C	D	E	F	G	H
*J41401	10	3.00	3.00	.500	1.00	.257	1.00	1.00	.188
J43402	15	4.50	4.50	.750	1.50	.328	1.50	1.50	.250
J43405	30	87mm	87mm	13.5mm	27mm	7mm	30mm	27mm	5mm
*J43403	40	114.3mm	114.3mm	17.1mm	38.1mm	8.33mm	40mm	38.1mm	6.35mm
J43406	45	131mm	131mm	20.5mm	41mm	9mm	45mm	41mm	6mm

* Also available in (BA) Black Anodized

- No machining required
- Aluminum
- Makes a “T” connection
- Easily assembled

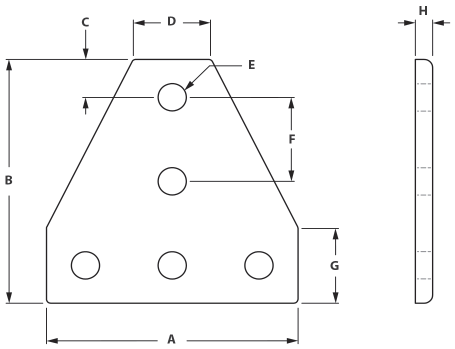

RECOMMENDED FASTENERS

Part #	Qty	Description	Use For
FC33930	5	1/4-20 x 1/2” BHSCS & Economy T-Nut	J41401
FC33650	5	5/16-18 x 5/8” BHSCS & Economy T-Nut	J43402
FC36000M	5	M6 x 12mm BHSCS & Drop-In T-Nut	J43405
FC36330M	5	M6 x 20mm Drop-In T-Stud & Flanged Hex Nut	J43405
FC34220M	5	M8 x 16mm BHSCS & Economy T-Nut	J43403
FC36190M	5	M8 x 18mm BHSCS & Drop-In T-Nut	J43406
FC36320M	5	M8 x 20mm Drop-In T-Stud & Flanged Hex Nut	J43406

4

6 Hole Tee Joining Plate

F = Fractional M = Metric



Part #	Series	A	B	C	D	E	F	G	H
J43102	15	7.50	3.00	.750	1.50	.328	1.50	1.50	.250

RECOMMENDED FASTENERS

Part #	Qty	Description	Use For
FC33650	6	5/16-18 x 5/8” BHSCS & Economy T-Nut	J43102

- No machining required
- Aluminum
- Makes a “T” connection
- Easily assembled

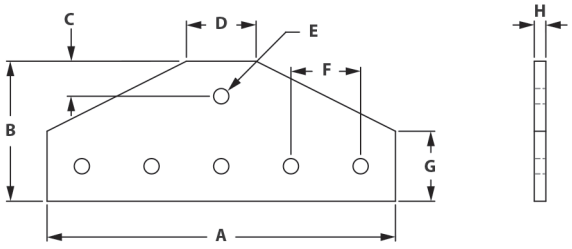

(800) 817-0617

7 Hole Tee Joining Plate

F = Fractional M = Metric



6

8

Part #	Series	A	B	C	D	E	F	G	H
J41121	10	4.00	4.00	.500	1.00	.257	1.00	1.00	.188
J43122	15	6.00	6.00	.750	1.50	.328	1.50	1.50	.250
J43123	40	152.4mm	152.4mm	16.2mm	40mm	8.33mm	40mm	40mm	6.35mm

RECOMMENDED FASTENERS

Part #	Qty	Description	Use For
FC33930	7	1/4-20 x 1/2" BHSCS & Economy T-Nut	J41121
FC33650	7	5/16-18 x 5/8" BHSCS & Economy T-Nut	J43122
FC34220M	7	M8 x 16mm BHSCS & Economy T-Nut	J43123

4

- No machining required
- Aluminum
- Makes a "T" connection
- Easily assembled

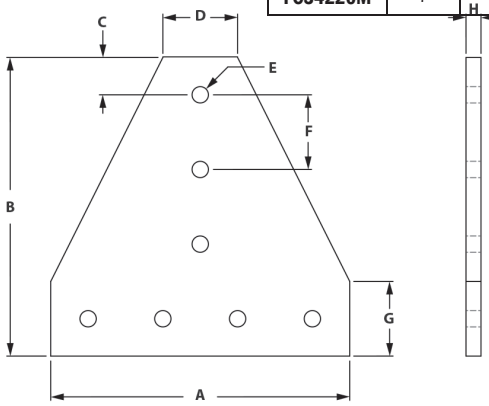

8 Hole Tee Joining Plate

F = Fractional M = Metric



6

8

10

Part #	Series	A	B	C	D	E	F	G	H
J41551	10	4.00	3.00	.500	2.00	.257	1.00	1.50	.188
J43552	15	6.00	4.50	.750	3.00	.328	1.50	1.50	.250
J43556	45	180mm	135mm	22.5mm	90mm	8.3mm	45mm	45mm	6mm

RECOMMENDED FASTENERS

Part #	Qty	Description	Use For
FC33930	8	1/4-20 x 1/2" BHSCS & Economy T-Nut	J41551
FC33650	8	5/16-18 x 5/8" BHSCS & Economy T-Nut	J43552
FC36190M	8	M8 x 18mm BHSCS & Drop-IN T-Nut	J43556

- No machining required
- Aluminum
- Makes a "T" connection
- Easily assembled

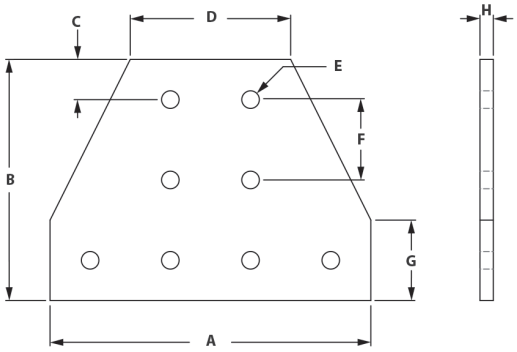

12 Hole Tee Joining Plate

F = Fractional M = Metric



6

8

Part #	Series	A	B	C	D	E	F	G	H
J41251	10	4.00	4.00	.500	2.00	.257	1.00	2.00	.188
J43252	15	6.00	6.00	.750	3.00	.328	1.50	3.00	.250
J43253	40	160mm	160mm	20mm	80mm	8.3mm	40mm	80mm	6mm

- No machining required
- Aluminum
- Makes a "T" connection
- Easily assembled

RECOMMENDED FASTENERS

Part #	Qty	Description	Use For
FC33930	12	1/4-20 x 1/2" BHSCS & Economy T-Nut	J41251
FC33650	12	5/16-18 x 5/8" BHSCS & Economy T-Nut	J43252
FC34220M	12	M8 x 16mm BHSCS & Economy T-Nut	J43253

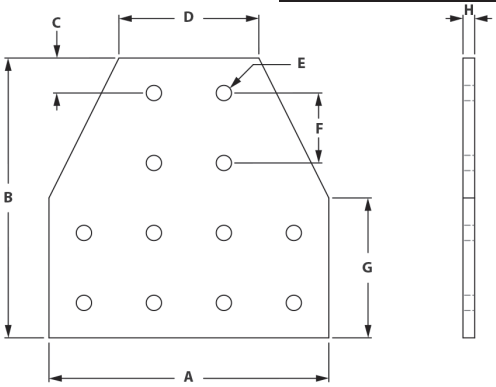

7 Hole Cross Joining Plate

F = Fractional M = Metric



6

8

10

Part #	Series	A	B	C	D	E	F	G	H
J41351	10	4.50	3.00	.500	1.00	.257	1.00	1.00	.188
J43352	15	7.50	4.50	.750	1.50	.328	1.50	1.50	.250
J43355	30	150mm	90mm	30mm	30mm	6.3mm	30mm	30mm	4mm
J43356	45	225mm	135mm	22.5mm	45mm	8.3mm	45mm	45mm	6mm

- No machining required
- Aluminum
- Joins two or more profiles or makes a 4-way connection hub
- Easily assembled

RECOMMENDED FASTENERS

Part #	Qty	Description	Use For
FC33930	7	1/4-20 x 1/2" BHSCS & Economy T-Nut	J41351
FC33650	7	5/16-18 x 5/8" BHSCS & Economy T-Nut	J43352
FC34120M	7	M6 x 12mm BHSCS & Economy T-Nut	J43355
FC34220M	7	M8 x 16mm BHSCS & Economy T-Nut	J43356

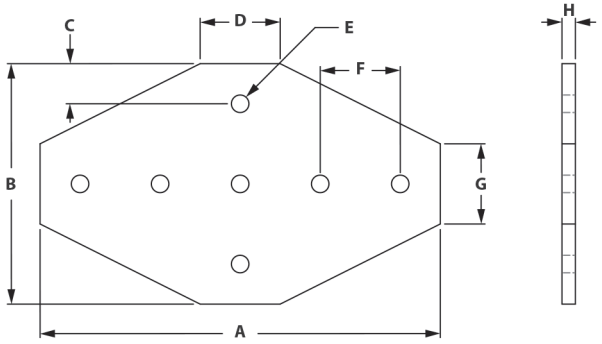

12 Hole Cross Joining Plate

F = Fractional M = Metric

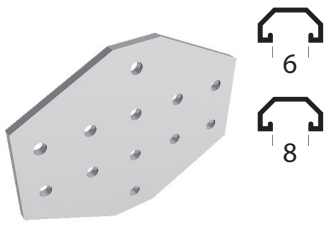

Part #	Series	A	B	C	D	E	F	G	H
J41601	10	5.00	4.00	.500	1.00	.257	1.00	2.00	.188
J43602	15	7.50	6.00	.750	1.50	.328	1.50	3.00	.250

RECOMMENDED FASTENERS

Part #	Qty	Description	Use For
FC33930	12	1/4-20 x 1/2" BHSCS & Economy T-Nut	J41601
FC33650	12	5/16-18 x 5/8" BHSCS & Economy T-Nut	J43602

4

- No machining required
- Aluminum
- Joins two or more profiles or makes a 4-way connection hub
- Easily assembled

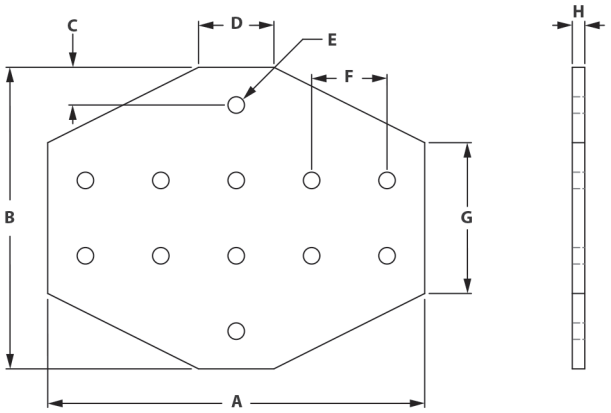

16 Hole Cross Joining Plate

F = Fractional M = Metric

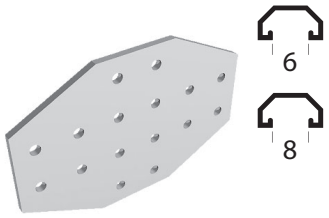

Part #	Series	A	B	C	D	E	F	G	H
J41901	10	6.00	4.00	.500	2.00	.257	1.00	2.00	.188
J43702	15	9.00	6.00	.750	3.00	.328	1.50	3.00	.250

RECOMMENDED FASTENERS

Part #	Qty	Description	Use For
FC33930	16	1/4-20 x 1/2" BHSCS & Economy T-Nut	J41701
FC33650	16	5/16-18 x 5/8" BHSCS & Economy T-Nut	J43702

- No machining required
- Aluminum
- Joins two or more profiles or makes a 4-way connection hub
- Easily assembled

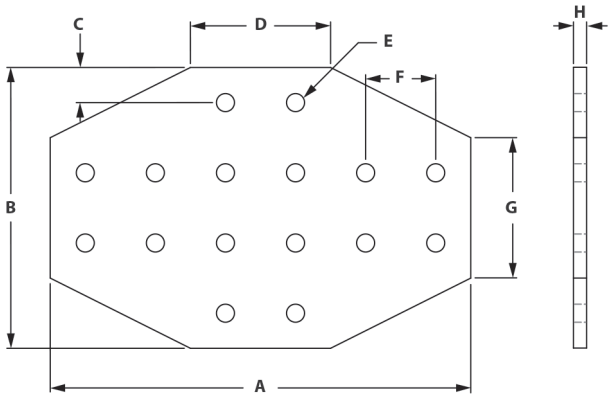

20 Hole Cross Joining Plate

F = Fractional M = Metric



Part #	Series	A	B	C	D	E	F	G	H
J44232	15	10.5	6.00	.750	4.50	.3280	1.50	3.00	.250

RECOMMENDED FASTENERS

Part #	Qty	Description	Use For
FC33650	20	5/16-18 x 5/8" BHSCS & Economy T-Nut	J44232

- No machining required
- Aluminum
- Joins two or more profiles or makes a 4-way connection hub
- Easily assembled

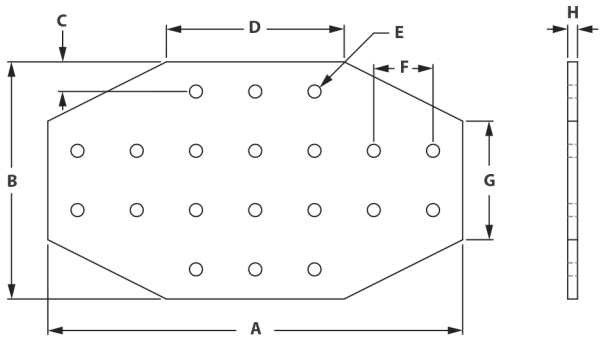

4

5 Hole L-Shaped Joining Plate

F = Fractional M = Metric



Part #	Series	A	B	C	D	E	F	G	H
*J40811	10	3.00	3.00	.500	.971	.257	1.00	.971	.188
*J44812	15	4.50	4.50	.750	1.46	.328	1.50	1.46	.250

* Also available in (BA) Black Anodized

RECOMMENDED FASTENERS

Part #	Qty	Description	Use For
FC33930	5	1/4-20 x 1/2" BHSCS & Economy T-Nut	J40811
FC33650	5	5/16-18 x 5/8" BHSCS & Economy T-Nut	J44812

- No machining required
- Aluminum
- Used to create a 90 degree angle corner connection
- Easily assembled

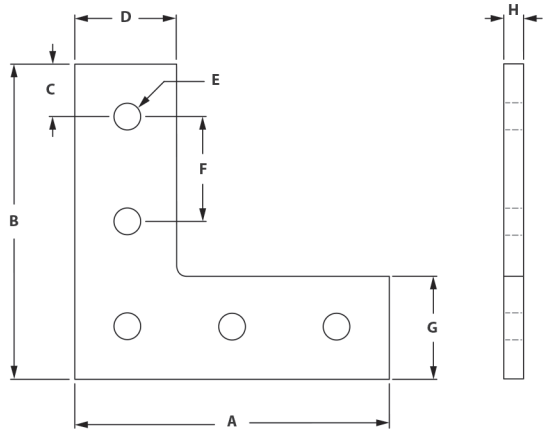

(800) 817-0617

4 Hole 15° Angle Joining Plate

F = Fractional M = Metric



8

Part #	Series	A	B	C	D	E	F	G	H	J	K
J43162	15	3.00	3.50	.750	.943	.328	15°	1.669	2.949	1.50	.250

RECOMMENDED FASTENERS

Part #	Qty	Description	Use For
FC33650	4	5/16-18 x 5/8" BHSCS & Economy T-Nut	J43162

4

- No machining required
- Aluminum
- Creates a 15 degree angle between profiles
- Easily assembled

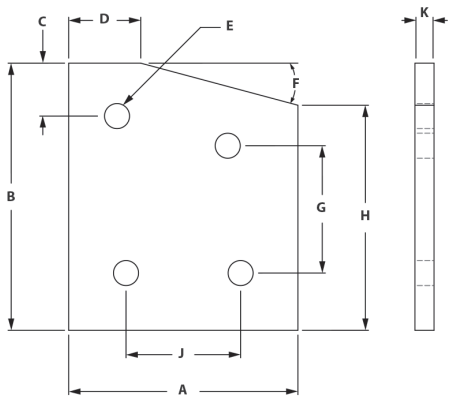

6 Hole 15° Angle Joining Plate

F = Fractional M = Metric



8

Part #	Series	A	B	C	D	E	F	G	H	J	K
J431562	15	3.00	5.00	.750	.943	.328	15°	1.50	4.449	1.50	.250

RECOMMENDED FASTENERS

Part #	Qty	Description	Use For
FC33650	6	5/16-18 x 5/8" BHSCS & Economy T-Nut	J43152

- No machining required
- Aluminum
- Creates a 15 degree angle between profiles
- Easily assembled

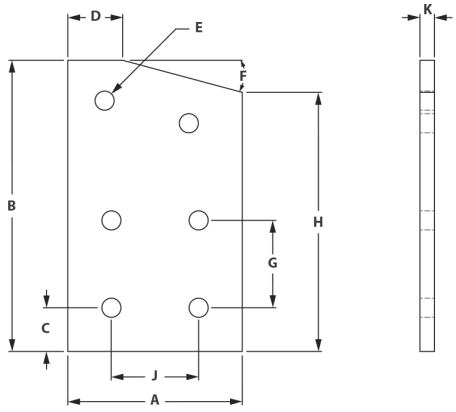

4 Hole 30° Angle Joining Plate

F = Fractional M = Metric



8

Part #	Series	A	B	C	D	E	F	G	H	J	K
J43312	15	3.00	3.50	.750	1.786	.328	30°	1.616	2.799	1.50	.250

RECOMMENDED FASTENERS

Part #	Qty	Description	Use For
FC33650	4	5/16-18 x 5/8" BHSCS & Economy T-Nut	J43312

- No machining required
- Creates a 30 degree angle between profiles
- Easily assembled
- Aluminum

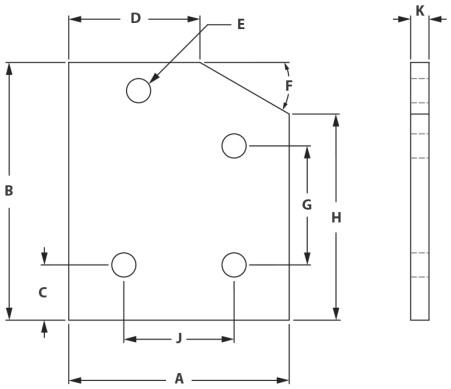

4

6 Hole 30° Angle Joining Plate

F = Fractional M = Metric



8

Part #	Series	A	B	C	D	E	F	G	H	J	K
J43302	15	3.00	5.00	.750	1.786	.328	30°	1.50	4.299	1.50	.250

RECOMMENDED FASTENERS

Part #	Qty	Description	Use For
FC33650	6	5/16-18 x 5/8" BHSCS & Economy T-Nut	J43302

- No machining required
- Creates a 30 degree angle between profiles
- Easily assembled
- Aluminum

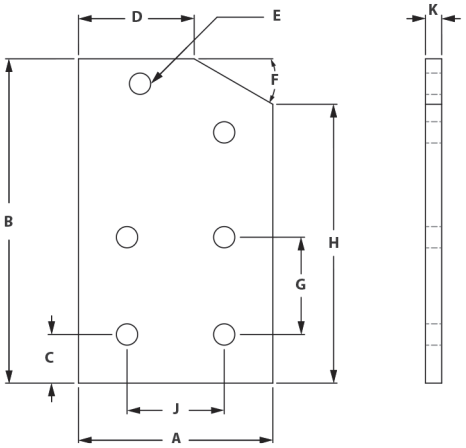

4 Hole 45° Angle Joining Plate

F = Fractional M = Metric



8

Part #	Series	A	B	C	D	E	F	G	H	J	K
J43462	15	3.00	5.00	.750	1.786	.329	30°	1.50	4.299	1.50	.250

RECOMMENDED FASTENERS

Part #	Qty	Description	Use For
FC33650	4	5/16-18 x 5/8" BHSCS & Economy T-Nut	J43462

4

- No machining required
- Creates a 45 degree angle between profiles
- Easily assembled
- Aluminum

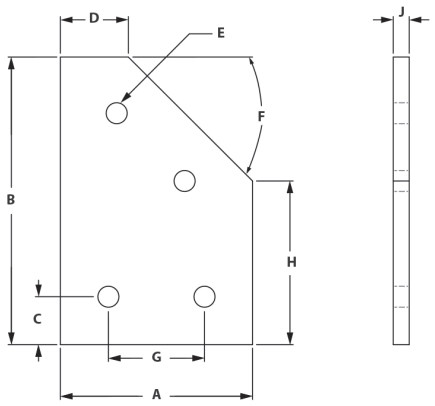

6 Hole 45° Angle Joining Plate

F = Fractional M = Metric



8

Part #	Series	A	B	C	D	E	F	G	H	J	K
J43452	15	3.00	6.00	.750	1.061	.328	45°	1.50	4.061	1.50	.250

RECOMMENDED FASTENERS

Part #	Qty	Description	Use For
FC33650	6	5/16-18 x 5/8" BHSCS & Economy T-Nut	J43452

- No machining required
- Creates a 45 degree angle between profiles
- Easily assembled
- Aluminum

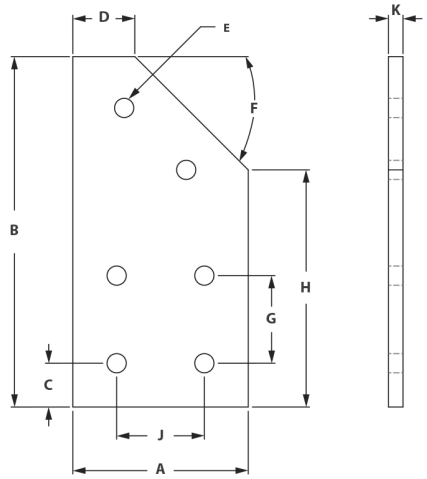

4 Hole 60° Angle Joining Plate

F = Fractional M = Metric



8

Part #	Series	A	B	C	D	E	F	G	H	J	K
J43612	15	3.00	4.50	.750	1.701	.328	60°	1.50	2.250	1.50	.250

RECOMMENDED FASTENERS

Part #	Qty	Description	Use For
FC33650	4	5/16-18 x 5/8" BHSCS & Economy T-Nut	J43612

- No machining required
- Creates a 60 degree angle between profiles
- Easily assembled
- Aluminum

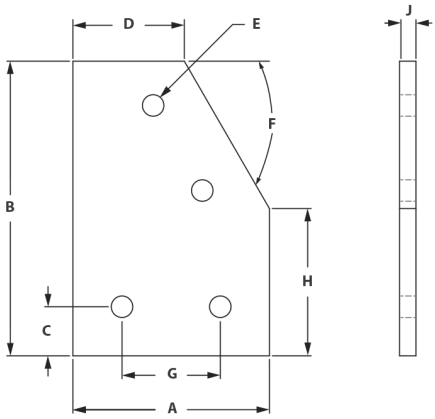

6 Hole 60° Angle Joining Plate

F = Fractional M = Metric



8

Part #	Series	A	B	C	D	E	F	G	H	J	K
J43622	15	3.00	4.50	.750	1.701	.329	60°	1.50	2.250	1.50	.250

RECOMMENDED FASTENERS

Part #	Qty	Description	Use For
FC33650	6	5/16-18 x 5/8" BHSCS & Economy T-Nut	J43622

- No machining required
- Creates a 60 degree angle between profiles
- Easily assembled
- Aluminum

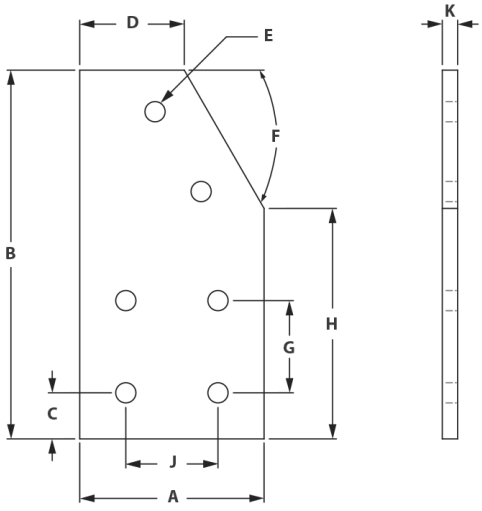

4 Hole 45° Inside Joining Plate

F = Fractional M = Metric



Part #	Series	A	B	C	D	E	F	G	H
J43692	15	1.34	45°	.250	.500	1.50	2.50	.500	.328

RECOMMENDED FASTENERS

Part #	Qty	Description	Use For
FC33650	4	5/16-18 x 5/8" BHSCS & Economy T-Nut	J43692

4

- No machining required
- Creates a 45 degree angle between profiles
- Aluminum

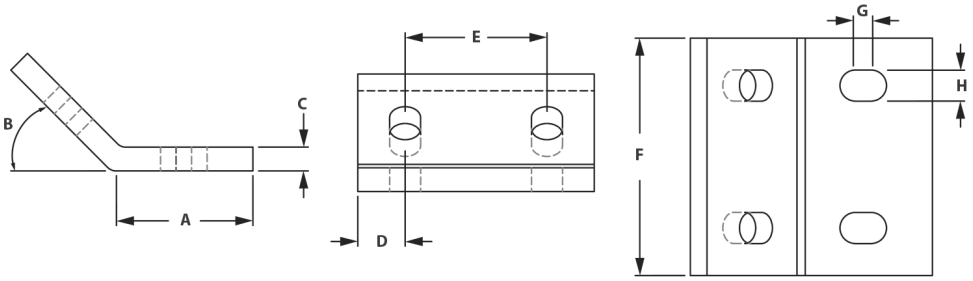

2 Way Square Corner Connector

F = Fractional M = Metric



Part #	Series	A	B	C
B141761PP	10	1.00	.500	.280
B141762PP	15	1.50	.750	.315
B141705PP	30	30mm	18mm	9mm

RECOMMENDED FASTENERS

Part #	Qty	Description	Use For
FC30170	3	1/4-20 x 1" LHSCS	B141761
FC30180	3	5/16-18 x 1 1/4" LHSCS	B141762
F83200M	3	M8 x 20mm BHSCS	B141705

- Creates a squared corner connection between profiles
- Requires end tap machining on adjoining profiles
- Cover caps included

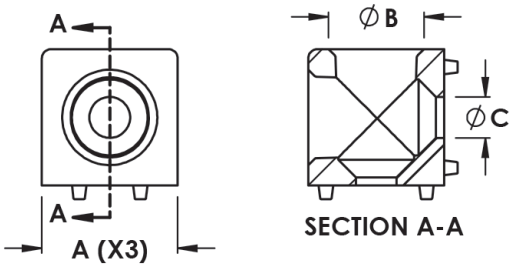

3 Way Square Tri Corner

F = Fractional M = Metric



6
8
10

Part #	Series	A	B	C
B40421	10	1.00	.500	.280
B44422	15	1.50	.750	.500
B141715	30	30mm	18mm	9mm
B141733	40	40mm	24mm	12.5mm
B141756	45	45mm	24mm	13mm

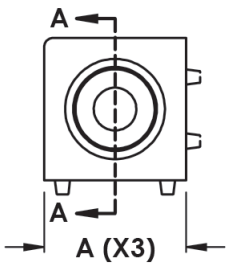

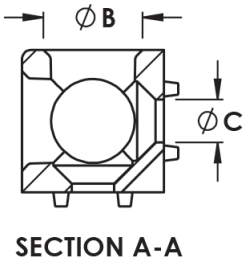

RECOMMENDED FASTENERS

Part #	Qty	Description	Use For
FC30170	3	1/4-20 x 1" LHSCS	B40421
FC30180	3	5/16-18 x 1 1/4" LHSCS	B44422
F83200M	3	M8 x 20mm BHSCS	B141715
F87200M	3	M8 x 20mm FHSCS	B141733
F130030M	3	M12 x 30mm BHSCS	B141756

4

Rounded Tri Corner

F = Fractional M = Metric



6
8

Part #	Series	A	B	C	D	E	F	G	H	J	K
B40411	10	1.00	1.00	.750	.257	.244	.117	.378	.406	.500	.500
B44412	15	1.50	1.50	1.125	.328	.310	.200	.595	.515	.750	.750

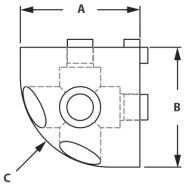

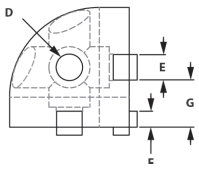

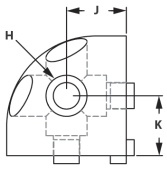

RECOMMENDED FASTENERS

Part #	Qty	Description	Use For
FC30170	3	1/4-20 x 1" LHSCS	B40411
FC30180	3	5/16-18 x 1 1/4" LHSCS	B44412

3-Way Rounded Corner Bracket

F = Fractional M = Metric





Part #	Series	A	B	C	D	E	F	G
B141125	30	8mm	5mm	15mm	15mm	28mm	28mm	9mm

RECOMMENDED FASTENERS

Part #	Qty	Description	Use For
F87160M	3	M8 x 16mm FHSCS	B141125

4

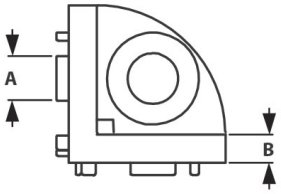

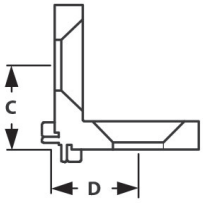

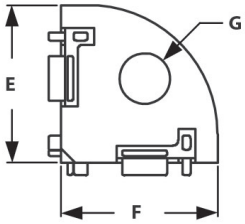

Cover Cap for 3-Way Rounded Corner Bracket

F = Fractional M = Metric





Part #	Series	A	B	C
H120415	30	4.2mm	30mm	2mm

No Fasteners Required

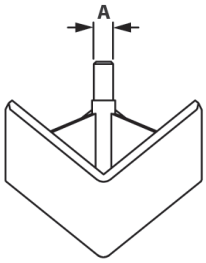

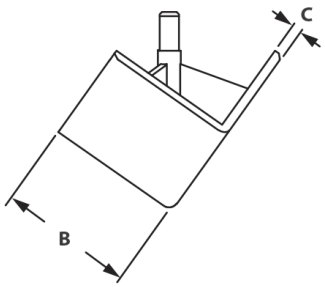

2 Hole 10 to 15 Transition Inside Corner Bracket

F = Fractional M = Metric



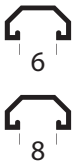

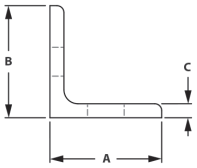

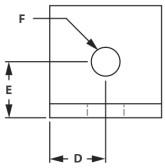

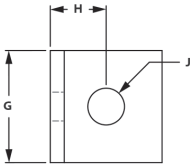

Part #	Series	A	B	C	D	E	F	G	H	J
B45098	10 to 15	1.00	1.00	.125	.500	.500	.257	1.00	.500	.328
B45038	10 to 15	1.50	1.50	.188	.438	.750	.328	.875	.750	.257

RECOMMENDED FASTENERS

Part #	Qty	Description	Use For
FC34160	1	1/4-20 x 3/8" BHSCS & Economy T-Nut	B45098
FC33140	1	5/16-18 x 1/2" BHSCS & Economy T-Nut	B45098
FC33930	1	1/4-20 x 1/2" BHSCS & Economy T-Nut	B45038
FC33650	1	5/16-18 x 5/8" FBHSCS & Economy T-Nut	B45038

4

10 to 15 Series - 4 Hole Double Wide Transition Bracket

F = Fractional M = Metric





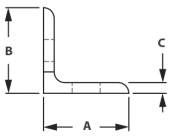

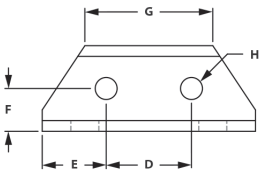

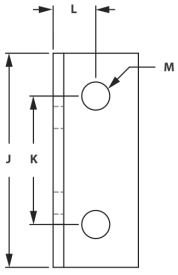

Part #	Series	A	B	C	D	E	F	G	H	J	K	L	M
B45118	10 to 15	1.00	1.00	.125	1.00	.750	.500	1.50	.257	2.50	1.50	.500	.328
B45128	10 to 15	1.50	1.50	.188	1.50	.750	.750	1.50	.257	2.50	1.50	.750	.328

RECOMMENDED FASTENERS

Part #	Qty	Description	Use For
FC34160	2	1/4-20 x 3/8" BHSCS & Economy T-Nut	B45118
FC33140	2	5/16-18 x1/2" BHSCS & Economy T-Nut	B45118
FC33930	2	1/4-20 x 1/2 BHSCS & Economy T-Nut	B45128
FC33650	2	5/16-18 x 5/8" BHSCS & Economy T-Nut	B45128

10 to 15 Series - 4 Hole Transition Inside Corner Bracket

F = Fractional M = Metric



6
8

Part #	Series	A	B	C	D	E	F	G	H	J	K
B45048	10 to 15	3.00	3.00	.250	.438	.750	1.50	.328	.875	1.50	.257

RECOMMENDED FASTENERS

Part #	Qty	Description	Use For
FC33930	2	1/4-20 x 1/2 BHSCS & Economy T-Nut	B45048
FC33650	2	5/16-18 x 5/8" BHSCS & Economy T-Nut	B45048

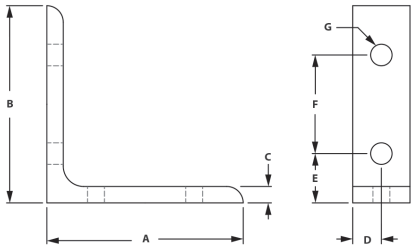

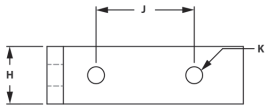

10 to 15 Series - 2 Hole Transition Joining Strip

F = Fractional M = Metric



6
8

Part #	Series	A	B	C	D	E	F	G	H
J45108	10 to 15	1.00	2.50	.750	.500	.500	.257	.328	.188

RECOMMENDED FASTENERS

Part #	Qty	Description	Use For
FC33930	1	1/4-20 x 1/2 BHSCS & Economy T-Nut	J45108
FC33650	1	5/16-18 x 5/8" BHSCS & Economy T-Nut	J45108

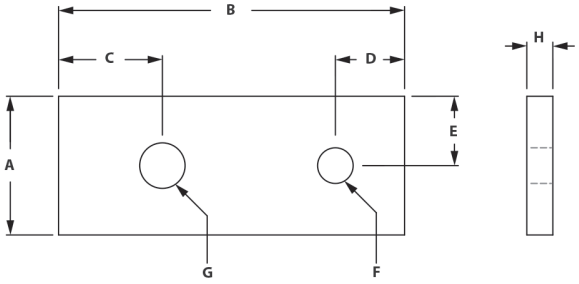

10 to 15 Series - 3 Hole Transition Joining Strip

F = Fractional M = Metric



Part #	Series	A	B	C	D	E	F	G	H	J
J45058	10 to 15	.875	4.00	.750	1.50	.500	.438	.257	.328	.250

RECOMMENDED FASTENERS

Part #	Qty	Description	Use For
FC33930	1	1/4-20 x 1/2 BHSCS & Economy T-Nut	J45058
FC33650	2	5/16-18 x 5/8" BHSCS & Economy T-Nut	J45058

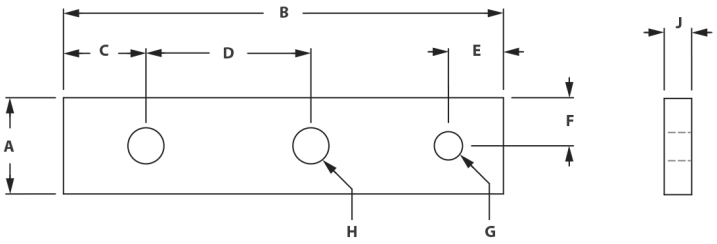

4

10 to 15 Series - 3 Hole Transition Joining Strip

F = Fractional M = Metric



Part #	Series	A	B	C	D	E	F	G	H	J
J45068	10 to 15	.875	4.00	.500	1.25	.750	.438	.328	.257	.250

RECOMMENDED FASTENERS

Part #	Qty	Description	Use For
FC33930	2	1/4-20 x 1/2 BHSCS & Economy T-Nut	J45068
FC33650	1	5/16-18 x 5/8" BHSCS & Economy T-Nut	J45068

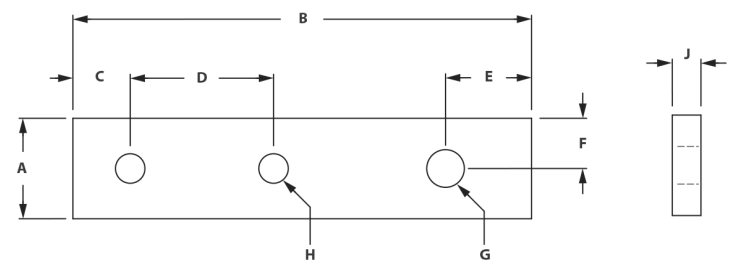

(800) 817-0617

45° Single Angle Connector

U = Universal F = Fractional M = Metric



Part #	Series	A	B	C	D	E	F	G	H	J	K
J141201PP	10	.256	.256	.266	.472	1.00	1.26	45°	1.00	.268	.256
J141192PP	15	.335	.335	.350	.620	1.50	1.84	45°	1.50	.350	8
J141215PP	30	8.5mm	8mm	8.5mm	15.5mm	30mm	37mm	45°	30mm	8.5mm	8
J141183	40	8.5mm	8mm	9mm	15.5mm	40mm	50.9mm	45°	40mm	10mm	8
J141226PP	45	8.5mm	10mm	8.5mm	12.8mm	45mm	54mm	45°	45mm	12.8mm	10

New *

4

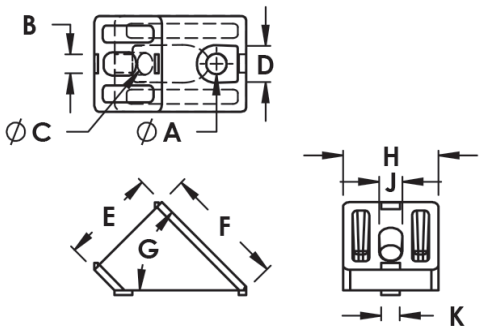

45° 4 Hole Double Angle Connector

U = Universal F = Fractional M = Metric

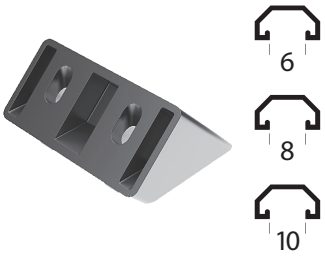

Part #	Series	A	B	C	D	E	F	G	H	J
J141231PP	10	.256	.472	1.00	1.26	45°	2.00	.268	.256	.256
J141242PP	15	.315	.315	1.50	1.85	45°	3.00	.340	.315	.335
J141255PP	30	8	16mm	30mm	37mm	45°	60mm	8.7mm	8	8.5mm
J141263PP	40	8	16mm	40mm	51mm	45°	80mm	8.8mm	8	8.5mm
J141276PP	45	10	12.8mm	45mm	54mm	45°	90mm	12.8mm	10	8.5mm

New *

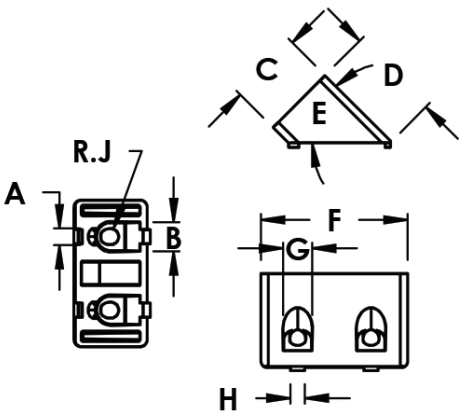

45° Support

U = Universal F = Fractional M = Metric



6

8

10

- Create 45° supports without external joining plates or connectors.
- Custom lengths to your specifications.

All 45° supports have hardware already attached and come as an assembly. G & S designates grooved & smooth

Part #	Series	Description	Included Hardware
H25651G	10	1010G x 6" 45° Support	(2) 1/4-20 x 5/8" SHCS, Washer & Economy T-Nut
H25651S	10	1010S x 6" 45° Support	(2) 1/4-20 x 5/8" SHCS, Washer & Economy T-Nut
H25701G	10	1010G x 12" 45° Support	(2) 1/4-20 x 5/8" SHCS, Washer & Economy T-Nut
H25701S	10	1010S x 12" 45° Support	(2) 1/4-20 x 5/8" SHCS, Washer & Economy T-Nut
H25751G	10	1010G x 18" 45° Support	(2) 1/4-20 x 5/8" SHCS, Washer & Economy T-Nut
H25751S	10	1010S x 18" 45° Support	(2) 1/4-20 x 5/8" SHCS, Washer & Economy T-Nut
H25661G	10	1020G x 6" 45° Support	(4) 1/4-20 x 5/8" SHCS, Washer & Economy T-Nut
H25661S	10	1020S x 6" 45° Support	(4) 1/4-20 x 5/8" SHCS, Washer & Economy T-Nut
H25671	10	1020 x 12" 45° Support	(4) 1/4-20 x 5/8" SHCS, Washer & Economy T-Nut
H25681	10	1020 x 18" 45° Support	(4) 1/4-20 x 5/8" SHCS, Washer & Economy T-Nut
H25252	15	1515 x 6" 45° Support	(2) 5/16-18 x 3/4" SHCS, Washer & Economy T-Nut
H25352	15	1515 x 12" 45° Support	(2) 5/16-18 x 3/4" SHCS, Washer & Economy T-Nut
H25452	15	1515 x 18" 45° Support	(2) 5/16-18 x 3/4" SHCS, Washer & Economy T-Nut
H25552	15	1515 x 24" 45° Support	(2) 5/16-18 x 3/4" SHCS, Washer & Economy T-Nut
H25612	15	1515-Lite x 12" 45° Support	(2) 5/16-18 x 3/4" SHCS, Washer & Economy T-Nut
H25622	15	1515-Lite x 6" 45° Support	(2) 5/16-18 x 3/4" SHCS, Washer & Economy T-Nut
H25632	15	1515-Lite x 18" 45° Support	(2) 5/16-18 x 3/4" SHCS, Washer & Economy T-Nut
H25642	15	1515-Lite x 24" 45° Support	(2) 5/16-18 x 3/4" SHCS, Washer & Economy T-Nut
H25302	15	1530 x 6" 45° Support	(4) 5/16-18 x 3/4" SHCS, Washer & Economy T-Nut
H25402	15	1530 x 12" 45° Support	(4) 5/16-18 x 3/4" SHCS, Washer & Economy T-Nut
H25502	15	1530 x 18" 45° Support	(4) 5/16-18 x 3/4" SHCS, Washer & Economy T-Nut
H25602	15	1530 x 24" 45° Support	(4) 5/16-18 x 3/4" SHCS, Washer & Economy T-Nut
H25782	15	1530-Lite x 6" 45° Support	(4) 5/16-18 x 3/4" SHCS, Washer & Economy T-Nut
H25792	15	1530-Lite x 12" 45° Support	(4) 5/16-18 x 3/4" SHCS, Washer & Economy T-Nut
H25802	15	1530-Lite x 18" 45° Support	(4) 5/16-18 x 3/4" SHCS, Washer & Economy T-Nut
H25812	15	1530-Lite x 24" 45° Support	(4) 5/16-18 x 3/4" SHCS, Washer & Economy T-Nut
H25262	15	1545 x 6" 45° Support	(6) 5/16-18 x 3/4" SHCS, Washer & Economy T-Nut
H25312	15	1545 x 12" 45° Support	(6) 5/16-18 x 3/4" SHCS, Washer & Economy T-Nut
H25362	15	1545 x 18" 45° Support	(6) 5/16-18 x 3/4" SHCS, Washer & Economy T-Nut
H25412	15	1545 x 24" 45° Support	(6) 5/16-18 x 3/4" SHCS, Washer & Economy T-Nut
H25655	30	30-3030 x 160mm 45° Support	(6) M8 x 16mm SHCS, Washer & Economy T-Nut
H25705	30	30-3030 x 320mm 45° Support	(6) M8 x 16mm SHCS, Washer & Economy T-Nut
H25755	30	30-3030 x 480mm 45° Support	(6) M8 x 16mm SHCS, Washer & Economy T-Nut
H25665	30	30-3060 x 160mm 45° Support	(12) M8 x 16mm SHCS, Washer & Economy T-Nut
H25675	30	30-3060 x 320mm 45° Support	(12) M8 x 16mm SHCS, Washer & Economy T-Nut
H25685	30	30-3060 x 480mm 45° Support	(12) M8 x 16mm SHCS, Washer & Economy T-Nut
H25695	30	30-3060 x 640mm 45° Support	(12) M8 x 16mm SHCS, Washer & Economy T-Nut
H25253	40	40-4040 x 160mm 45° Support	(6) M8 x 18mm SHCS, Washer & Economy T-Nut
H25353	40	40-4040 x 320mm 45° Support	(6) M8 x 18mm SHCS, Washer & Economy T-Nut
H25453	40	40-4040 x 480mm 45° Support	(6) M8 x 18mm SHCS, Washer & Economy T-Nut
H25553	40	40-4040 x 640mm 45° Support	(6) M8 x 18mm SHCS, Washer & Economy T-Nut
H25623	40	40-4040-L x 160mm 45° Support	(6) M8 x 18mm SHCS, Washer & Economy T-Nut
H25613	40	40-4040-L x 320mm 45° Support	(6) M8 x 18mm SHCS, Washer & Economy T-Nut
H25633	40	40-4040-L x 480mm 45° Support	(6) M8 x 18mm SHCS, Washer & Economy T-Nut
H25643	40	40-4040-L x 640mm 45° Support	(6) M8 x 18mm SHCS, Washer & Economy T-Nut

45° Support (Cont.)

U = Universal F = Fractional M = Metric

Part #	Series	Description	Included Hardware
H25304	40	40-4080 x 160mm 45° Support	(12) M8 x 18mm SHCS, Washer & Economy T-Nut
H25404	40	40-4080 x 320mm 45° Support	(12) M8 x 18mm SHCS, Washer & Economy T-Nut
H25504	40	40-4080 x 480mm 45° Support	(12) M8 x 18mm SHCS, Washer & Economy T-Nut
H25784	40	40-4080-L x 160mm 45° Support	(12) M8 x 18mm SHCS, Washer & Economy T-Nut
H25794	40	40-4080-L x 320mm 45° Support	(12) M8 x 18mm SHCS, Washer & Economy T-Nut
H25804	40	40-4080-L x 480mm 45° Support	(12) M8 x 18mm SHCS, Washer & Economy T-Nut
H25814	40	40-4080-L x 640mm 45° Support	(12) M8 x 18mm SHCS, Washer & Economy T-Nut
H25256	45	45-4545 x 160mm 45° Support	(6) M8 x 20mm SHCS, Washer & Economy T-Nut
H25356	45	45-4545 x 320mm 45° Support	(6) M8 x 20mm SHCS, Washer & Economy T-Nut
H25456	45	45-4545 x 480mm 45° Support	(6) M8 x 20mm SHCS, Washer & Economy T-Nut
H25556	45	45-4545 x 640mm 45° Support	(6) M8 x 20mm SHCS, Washer & Economy T-Nut
H25626	45	45-4545-L x 160mm 45° Support	(6) M8 x 20mm SHCS, Washer & Economy T-Nut
H25616	45	45-4545-L x 320mm 45° Support	(6) M8 x 20mm SHCS, Washer & Economy T-Nut
H25636	45	45-4545-L x 480mm 45° Support	(6) M8 x 20mm SHCS, Washer & Economy T-Nut
H25646	45	45-4545-L x 640mm 45° Support	(6) M8 x 20mm SHCS, Washer & Economy T-Nut
H25306	45	45-4590 x 160mm 45° Support	(12) M8 x 20mm SHCS, Washer & Economy T-Nut
H25406	45	45-4590 x 320mm 45° Support	(12) M8 x 20mm SHCS, Washer & Economy T-Nut
H25506	45	45-4590 x 480mm 45° Support	(12) M8 x 20mm SHCS, Washer & Economy T-Nut
H25606	45	45-4590 x 640mm 45° Support	(12) M8 x 20mm SHCS, Washer & Economy T-Nut

5

Section 5

Dynamic & Structural Hinges

Dynamic hinges are made of 6000 series aluminum alloy with pre-lubricated bronze pivot bearings and hardened stripper bolt axles. The dynamic hinges are designed to give your design from 0 to 180 degrees of axial motion. Dynamic hinges are great for diverter gate applications and have a high load capacity.

Pictorial Table of Contents

0 Degree Pivot Living Nub

Page 140

90 Degree Pivot Living Nub

Page 140

Universal Pivot Living Nub

Page 140

Right Angle 0° Pivot Living Nub

Page 141

Right Angle 90° Pivot Living Nub

Page 141

Universal Right Angle Living Nub

Page 141

0 Degree Pivot Nub

Page 142

90 Degree Pivot Nub

Page 142

Universal Pivot Nub

Page 142

Right Angle 0° Pivot Nub

Page 143

Right Angle 90° Pivot Nub

Page 143

Right Angle Universal Pivot Nub

Page 143

Standard Pivot Arm

Page 144

Straight Dynamic Pivot Arm

Page 144

Standard "L" Pivot Arm

Page 144

Dynamic "L" Pivot Arm

Page 145

Extended Pivot Arm

Page 145

Adjustable Angle Clamp

Page 145

Angle Clamp With Locking Lever

Page 146

Turning Angle

Page 146

Pivot Joint

Page 147

Pivot Joint With Locking Lever

Page 147

Pivot Joint 45/90

Page 147

Pivot Joint 45/90 With Locking Lever

Page 148

Pivot Joint Without Tabs

Page 148

Structural & Dynamic Pivot Joint

Page 149

0 Degree Pivot Living Hinge

Page 150

90 Degree Pivot Living Hinge

Page 150

Universal Pivot Living Hinge

Page 151

0 Degree Pivot Living Hinge Corner Bracket

Page 151

90 Degree Pivot Living Hinge Corner Bracket

Page 152

Universal Pivot Living Hinge Corner Bracket

Page 152

0 Degree Pivot Living Hinge Corner With Arm

Page 153

90 Degree Pivot Living Hinge Corner With Arm

Page 153

Universal Pivot Living Hinge Corner With Arm

Page 154

Pivot Bracket

Page 154

0 Degree Pivot Hinge

Page 155

90 Degree Pivot Hinge

Page 155

Universal Pivot Hinge

Page 156

0° Right Angle L-Arm Pivot Hinge

Page 156

90° Right Angle L-Arm Pivot Hinge

Page 157

Universal Right Angle L-Arm Pivot Hinge

Page 157

0° Pivot Living Hinge Corner With Arm

Page 158

90° Pivot Living Hinge Corner With Arm

Page 158

Universal Pivot Living Hinge Corner With Arm

Page 159

0° Right Angle Pivot Living Hinge

Page 159

90° Right Angle Pivot Living Hinge

Page 160

Universal Right Angle Pivot Living Hinge

Page 160

0° Right Angle L-Arm Pivot Living Hinge

Page 161

90° Right Angle L-Arm Pivot Living Hinge

Page 161

Universal Right Angle L-Arm Pivot Living Hinge

Page 162

0° Dynamic Hinge Corner Bracket With Arm

Page 162

0° Dynamic Hinge Corner Bracket With Arm

Page 163

Universal Dynamic Hinge Corner With Arm

Page 163

0° Pivot Living Nub

F = Fractional M = Metric



Part #	Series	A	B	C-Tap	D	E	F	G	H
D41811	10	1.00	1.00	1/4-20 x .50	.500	.937	.250	.468	1/4-20
D43812	15	1.50	1.50	5/15-18 x .75	.750	1.437	.312	.719	5/16-18

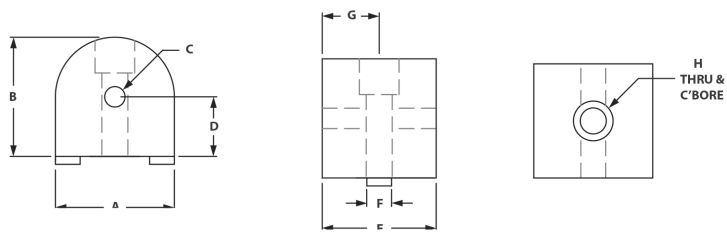

PIVOT BOLT ASSEMBLY

Part #	Qty	Description	Use For
FC35010	1	5/16 x 1/4 Stripper Bolt & Thrust Washer	D41811
FC35000	1	3/8 x 3/8 Stripper Bolt & Thrust Washer	D43812

FASTENERS INCLUDED

Qty	Description	Use For
1	1/4-20 x 1" SHCS & Economy T-Nut	D41811
1	5/16-18 x 1 1/2" SHCS & Economy T-Nut	D43812

5

90° Pivot Living Nub

F = Fractional M = Metric



Part #	Series	A	B	C-Tap	D	E	F	G	H
D41841	10	1.00	1.00	1/4-20 x .50	.500	.250	.937	.468	1/4-20
D43842	15	1.50	1.50	5/15-18 x .75	.750	.312	1.437	.719	5/16-18

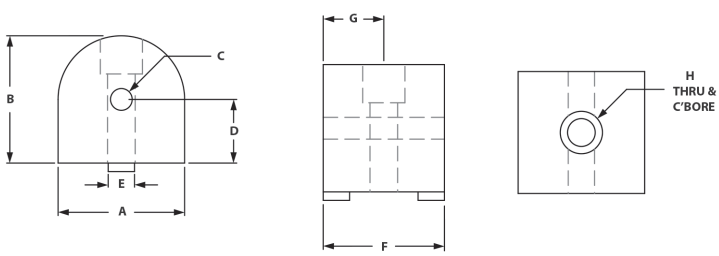

PIVOT BOLT ASSEMBLY

Part #	Qty	Description	Use For
FC35010	1	5/16 x 1/4 Stripper Bolt & Thrust Washer	D41841
FC35000	1	3/8 x 3/8 Stripper Bolt & Thrust Washer	D43842

FASTENERS INCLUDED

Qty	Description	Use For
1	1/4-20 x 1" SHCS & Economy T-Nut	D41841
1	5/16-18 x 1 1/2" SHCS & Economy T-Nut	D43842

Universal Pivot Living Nub

F = Fractional M = Metric



Part #	Series	A	B	C-Tap	D	E	F	G	H
D41771	10	1.00	1.00	1/4-20 x .50	.500	.468	1.00	1.937	1/4-20
D43772	15	1.50	1.50	5/15-18 x .75	.750	.719	1.50	2.937	5/16-18

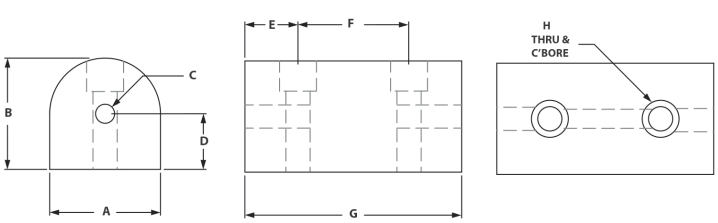

PIVOT BOLT ASSEMBLY

Part #	Qty	Description	Use For
FC35010	1	5/16 x 1/4" Stripper Bolt & Thrust Washer	D41771
FC35000	1	3/8 x 3/8" Stripper Bolt & Thrust Washer	D43772

FASTENERS INCLUDED

Qty	Description	Use For
2	1/4-20 x 1" SHCS & Economy T-Nut	D41771
2	5/16-18 x 1 1/2" SHCS & Economy T-Nut	D43772

0° Right Angle Living Nub

F = Fractional M = Metric



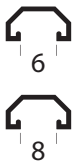

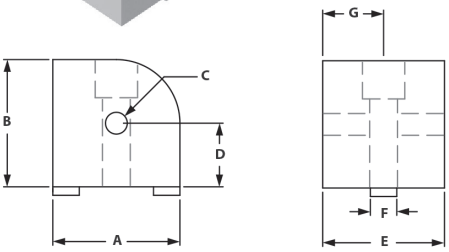

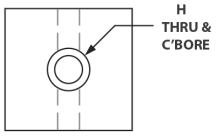

Part #	Series	A	B	C-Tap	D	E	F	G	H
D40251	10	1.00	1.00	1/4-20 x .50	.500	.937	.250	.468	1/4-20
D44252	15	1.50	1.50	5/15-18 x .75	.750	1.437	.312	.718	5/16-18

PIVOT BOLT ASSEMBLY

Part #	Qty	Description	Use For
FC35010	1	5/16 x 1/4 Stripper Bolt & Thrust Washer	D40251
FC35000	1	3/8 x 3/8 Stripper Bolt & Thrust Washer	D44252

FASTENERS INCLUDED

Qty	Description	Use For
1	1/4-20 x 1/2" FBHSCS & Dbl Economy T-Nut	D40251
1	5/16-18 x 5/8" FBHSCS & Dbl Economy T-Nut	D44252

5

90° Right Angle Living Nub

F = Fractional M = Metric



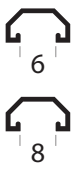

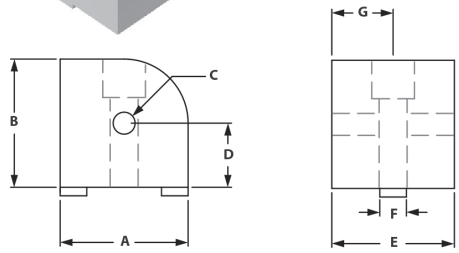

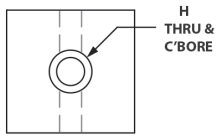

Part #	Series	A	B	C-Tap	D	E	F	G	H
D40261	10	1.00	1.00	1/4-20 x .50	.500	.250	.937	.468	1/4-20
D44262	15	1.50	1.50	5/15-18 x .75	.750	.312	1.437	.718	5/16-18

PIVOT BOLT ASSEMBLY

Part #	Qty	Description	Use For
FC35010	1	5/16 x 1/4 Stripper Bolt & Thrust Washer	D40261
FC35000	1	3/8 x 3/8 Stripper Bolt & Thrust Washer	D44262

FASTENERS INCLUDED

Qty	Description	Use For
1	1/4-20 x 1" SHCS & Economy T-Nut	D40261
1	5/16-18 x 1 1/2" SHCS & Economy T-Nut	D44262

Universal Right Angle Living Nub

F = Fractional M = Metric



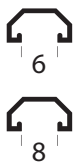

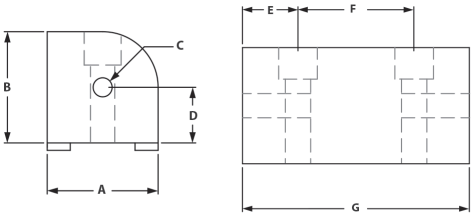

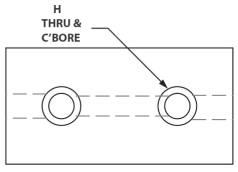

Part #	Series	A	B	C-Tap	D	E	F	G	H
D40271	10	1.00	1.00	1/4-20 x .50	.500	.468	1.00	1.937	1/4-20
D44272	15	1.50	1.50	5/15-18 x .75	.750	.719	1.50	2.937	5/16-18

PIVOT BOLT ASSEMBLY

Part #	Qty	Description	Use For
FC35010	1	5/16 x 1/4 Stripper Bolt & Thrust Washer	D40271
FC35000	1	3/8 x 3/8 Stripper Bolt & Thrust Washer	D44272

FASTENERS INCLUDED

Qty	Description	Use For
2	1/4-20 x 1" SHCS & Economy T-Nut	D40271
2	5/16-18 x 1 1/2" SHCS & Economy T-Nut	D44272

0° Pivot Nub

F = Fractional M = Metric

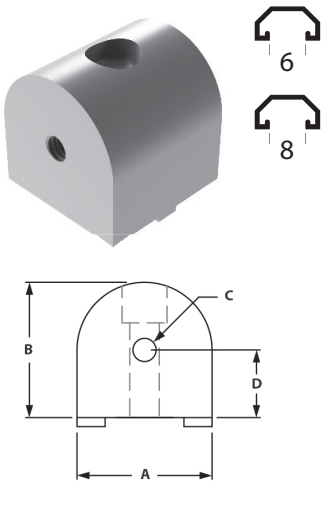

Part #	Series	A	B	C-Tap	D	E	F	G	H
D41871	10	1.00	1.00	1/4-20 x .50	.500	1.00	.245	.500	1/4-20
D43872	15	1.50	1.50	5/15-18 x .75	.750	1.50	.312	.750	5/16-18

PIVOT BOLT ASSEMBLY

Part #	Qty	Description	Use For
FC33420	2	1/4-20 x 1/2" Flanged BHSCS	D41871
FC33300	2	5/16-18 x 11/16" Flanged BHSCS	D43872

FASTENERS INCLUDED

Qty	Description	Use For
1	1/4-20 x 1" SHCS & Economy T-Nut	D41871
1	5/16-18 x 1 1/2" SHCS & Economy T-Nut	D43872

5

90° Pivot Nub

F = Fractional M = Metric

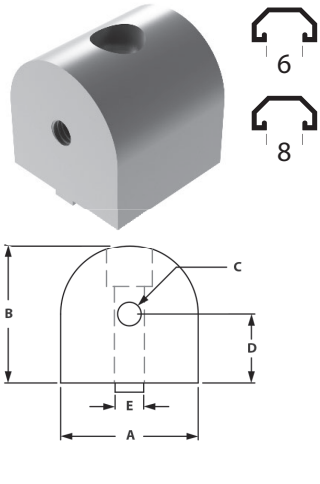

Part #	Series	A	B	C-Tap	D	E	F	G	H
D41881	10	1.00	1.00	1/4-20 x .50	.500	.250	1.00	.500	1/4-20
D43882	15	1.50	1.50	5/15-18 x .75	.750	.312	1.50	.750	5/16-18

RECOMMENDED ASSEMBLY

Part #	Qty	Description	Use For
FC33420	2	1/4-20 x 1/2" Flanged BHSCS	D41881
FC33300	2	5/16-18 x 11/16" Flanged BHSCS	D43882

FASTENERS INCLUDED

Qty	Description	Use For
1	1/4-20 x 1" SHCS & Economy T-Nut	D41881
1	5/16 x 1 1/2" SHCS & Economy T-Nut	D43882

Universal Pivot Nub

F = Fractional M = Metric

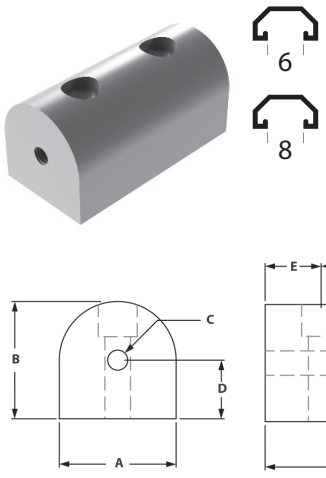

Part #	Series	A	B	C-Tap	D	E	F	G	H
D41861	10	1.00	1.00	1/4-20 x .50	.500	.500	1.00	2.00	1/4-20
D43862	15	1.50	1.50	5/15-18 x .75	.750	.750	1.50	3.00	5/16-18

RECOMMENDED ASSEMBLY

Part #	Qty	Description	Use For
FC33420	2	1/4-20 x 1/2" Flanged BHSCS	D41861
FC33300	2	5/16-18 x 11/16" Flanged BHSCS	D43862

FASTENERS INCLUDED

Qty	Description	Use For
2	1/4-20 x 1" SHCS & Economy T-Nut	D41861
2	5/16 x 1 1/2" SHCS & Economy T-Nut	D43862

Right Angle 0° Pivot Nub

F = Fractional M = Metric



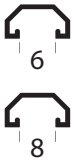

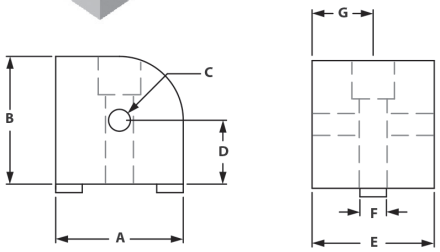

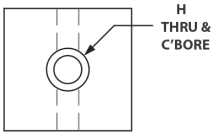

Part #	Series	A	B	C-Tap	D	E	F	G	H
D40011	10	1.00	1.00	1/4-20 x .50	.500	1.00	.250	.500	1/4-20
D44012	15	1.50	1.50	5/15-18 x .75	.750	1.50	.312	.750	5/16-18

RECOMMENDED ASSEMBLY

Part #	Qty	Description	Use For
FC33420	1	1/4-20 x 1/2" Flanged BHSCS	D40011
FC33300	1	5/16-18 x 11/16" Flanged BHSCS	D44012

FASTENERS INCLUDED

Qty	Description	Use For
1	1/4-20 x 1" SHCS & Economy T-Nut	D40011
1	5/16-18 x 1 1/2" SHCS & Economy T-Nut	D44012

5

Right Angle 90° Pivot Nub

F = Fractional M = Metric



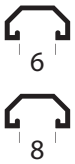

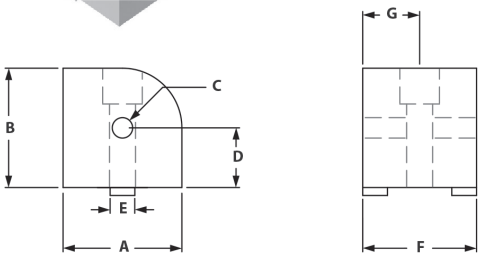

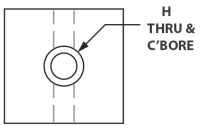

Part #	Series	A	B	C-Tap	D	E	F	G	H
D40021	10	1.00	1.00	1/4-20 x .50	.500	.250	1.00	.500	1/4-20
D44022	15	1.50	1.50	5/15-18 x .75	.750	.312	1.50	.750	5/16-18

RECOMMENDED ASSEMBLY

Part #	Qty	Description	Use For
FC33420	2	1/4-20 x 1/2" Flanged BHSCS	D40021
FC33300	2	5/16-18 x 11/16" Flanged BHSCS	D44022

FASTENERS INCLUDED

Qty	Description	Use For
1	1/4-20 x 1" SHCS & Economy T-Nut	D40021
1	5/16-18 x 1 1/2" SHCS & Economy T-Nut	D44022

Right Angle Universal Pivot Nub

F = Fractional M = Metric



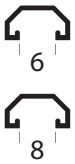

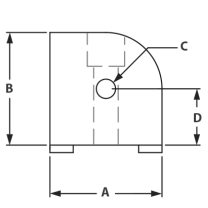

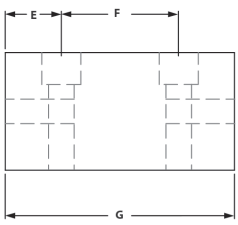

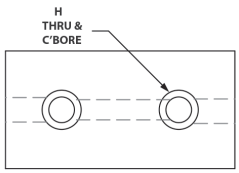

Part #	Series	A	B	C-Tap	D	E	F	G	H
D40031	10	1.00	1.00	1/4-20 x .50	.500	.500	1.00	2.00	1/4-20
D44032	15	1.50	1.50	5/15-18 x .75	.750	.750	1.50	3.00	5/16-18

RECOMMENDED ASSEMBLY

Part #	Qty	Description	Use For
FC33420	2	1/4-20 x 1/2" Flanged BHSCS	D40031
FC33300	2	5/16-18 x 11/16" Flanged BHSCS	D44032

FASTENERS INCLUDED

Qty	Description	Use For
2	1/4-20 x 1" SHCS & Economy T-Nut	D40031
2	5/16-18 x 1 1/2" SHCS & Economy T-Nut	D44032

Standard Pivot Arm

F = Fractional M = Metric

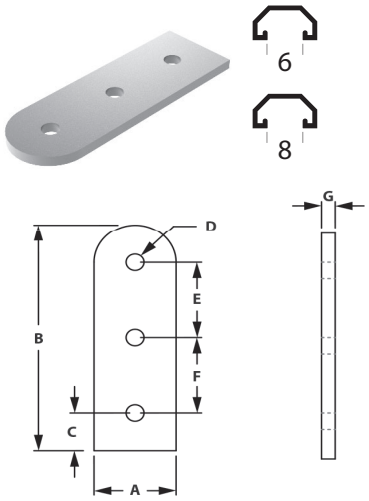

Part #	Series	A	B	C	D	E	F	G
D41961	10	1.00	3.00	.500	.257	1.00	1.00	.188
D43962	15	1.50	4.50	.750	.328	1.50	1.50	.250

RECOMMENDED FASTENERS

Part #	Qty	Description	Use For
FC33930	3	1/4-20 x 1/2" BHSCS & Economy T-Nut	D41961
FC33200	3	5/16-18 x 5/8" FBHSCS & Economy T-Nut	D43962

5

Straight Dynamic Pivot Arm

F = Fractional M = Metric

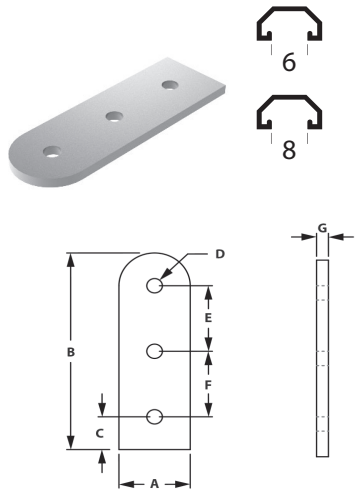

Part #	Series	A	B	C-Tap	D	E	F	G	H
D41851	10	1.00	1.00	1/4-20 x .50	.500	.468	1.00	1.937	1/4-20
D43852	15	1.50	1.50	5/15-18 x .75	.750	.719	1.50	2.937	5/16-18

PIVOT BOLT ASSEMBLY

Part #	Qty	Description	Use For
FC35010	1	5/16 x 1/4 Stripper Bolt & Thrust Washer	D41851
FC35000	1	3/8 x 3/8 Stripper Bolt & Thrust Washer	D43852

FASTENERS INCLUDED

Qty	Description	Use For
2	1/4-20 x 1/2" FBHSCS & Dbl Economy T-Nut	D41851
2	5/16-18 x 5/8" FBHSCS & Dbl Economy T-Nut	D43852

Standard "L" Pivot Arm

F = Fractional M = Metric

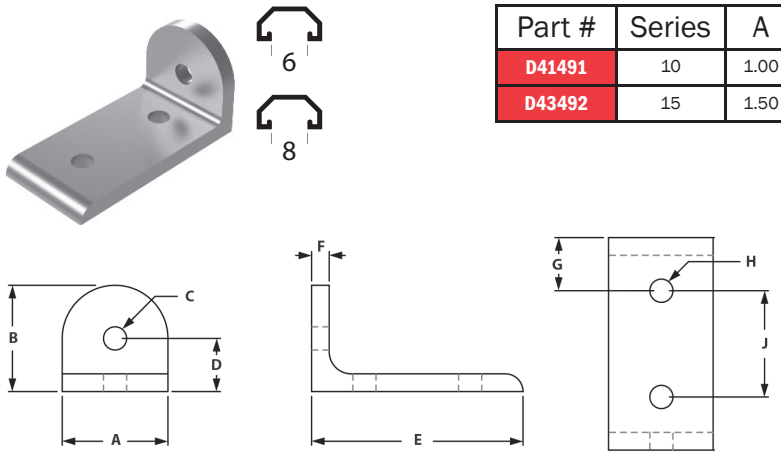

Part #	Series	A	B	C	D	E	F	G	H	J
D41491	10	1.00	1.00	.281	.500	2.00	.188	.500	.281	1.00
D43492	15	1.50	1.50	.328	.750	3.00	.250	.750	.328	1.00

RECOMMENDED FASTENERS

Part #	Qty	Description	Use For
FC33930	3	1/4-20 x 1/2" BHSCS & Economy T-Nut	D41491
FC33200	3	5/16-18 x 5/8" FBHSCS & Economy T-Nut	D43492

Dynamic "L" Pivot Arm

F = Fractional M = Metric

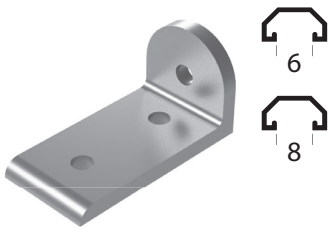

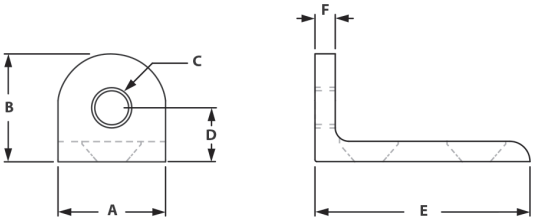

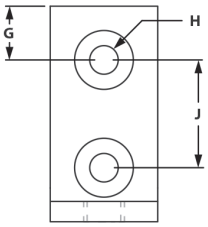

Part #	Series	A	B	C-Tap	D	E	F	G	H
D41721	10	1.00	1.00	1/4-20 x .50	.500	.468	1.00	1.937	1/4-20
D43432	15	1.50	1.50	5/15-18 x .75	.750	.719	1.50	2.937	5/16-18

PIVOT BOLT ASSEMBLY

Part #	Qty	Description	Use For
FC35010	1	5/16 x 1/4 Stripper Bolt & Thrust Washer	D41721
FC35000	1	3/8 x 3/8 Stripper Bolt & Thrust Washer	D43432

FASTENERS INCLUDED

Qty	Description	Use For
2	1/4-20 x 1/2" FBHSCS & Dbl Economy T-Nut	D41721
2	5/16-18 x 5/8" FBHSCS & Dbl Economy T-Nut	D43432

**D41720 has a drill thru and c'sink for 1/4-20 FHSCS
**D43432 has a drill thru and c'sink for 5/16-18 FHSCS

5

Extended Pivot Arm

F = Fractional M = Metric



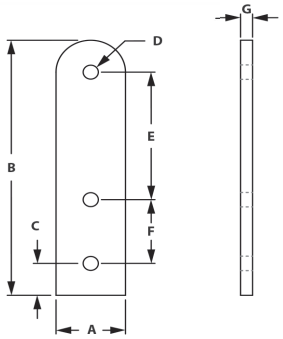

Part #	Series	A	B	C	D	E	F	G
D41991	10	1.00	3.00	.500	.257	2.00	1.00	.188
D43992	15	1.50	4.50	.750	.328	3.00	1.50	.250

RECOMMENDED FASTENERS

Part #	Qty	Description	Use For
FC33930	3	1/4-20 x 1/2" BHSCS & Economy T-Nut	D41991
FC33200	3	5/16-18 x 5/8" FBHSCS & Economy T-Nut	D43992

Adjustable Angle Clamp

F = Fractional M = Metric

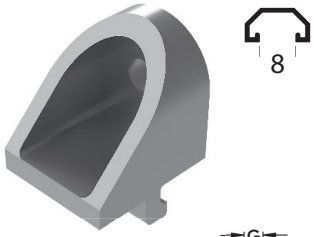

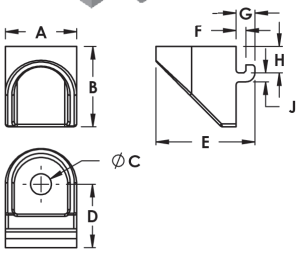

Part #	Series	A	B	C	D	E	F	G	H	J
H141175	30	32mm	36mm	9mm	26mm	45mm	6mm	10mm	15.9mm	5mm

RECOMMENDED ASSEMBLY

Part #	Qty	Description	Use For
FC36250M	1	M8 x 16mm BHSCS & Drop-In T-Nut	H141175

Angle Clamp With Locking Lever

F = Fractional M = Metric



8

Part #	Series	A	B	C	D	E	F	G	H	J	K	L	M	N
H141175-L	30	.197	.945	.709	1.035	1.063	.276	.224	.248	.118	.551	.394	.984	.236

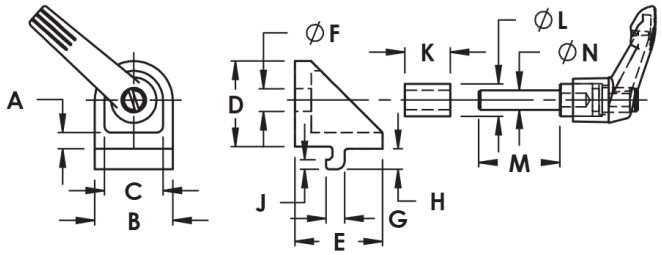

5

Turning Angle

F = Fractional M = Metric



8

Part #	Series	A	B	C	D	E	F	G	H	J	K
H142175	30	8mm	38mm	14mm	14mm	2mm	6mm	4mm	28mm	28mm	8mm

RECOMMENDED ASSEMBLY

Part #	Qty	Description	Use For
FC36010M	2	M6 x 14mm BHSCS & Drop-In T-Nut	H142175

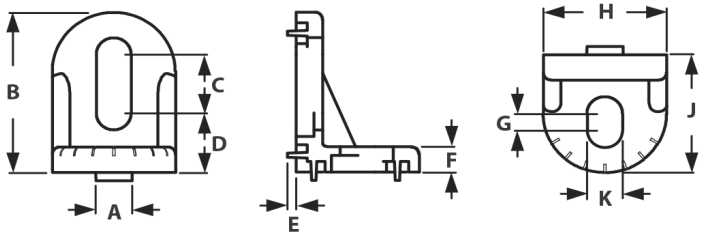

Pivot Joint

F = Fractional M = Metric





Part #	Series	A	B	C	D-Slot	E	F	G
D142286	45	45mm	8mm	30mm	8/10	1.8mm	14mm	8.5mm

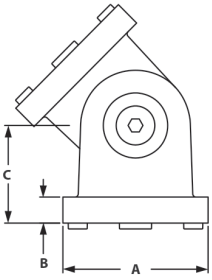

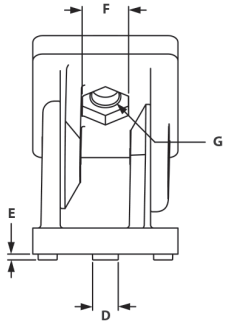

RECOMMENDED ASSEMBLY

Part #	Qty	Description	Use For
F130030	2	M12 x 30 SHCS	D412286

5

Pivot Joint With Locking Lever

F = Fractional M = Metric





Part #	Series	A	B	C	D-Slot	E	F	G	H
D142296	45	45mm	8mm	30mm	8/10	1.8mm	8.5mm	38mm	38mm

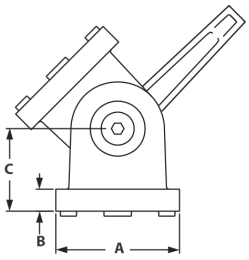

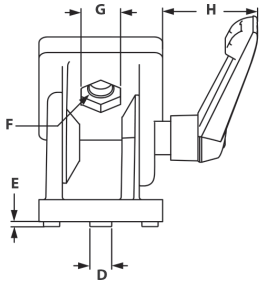

RECOMMENDED ASSEMBLY

Part #	Qty	Description	Use For
F130030	2	M8 x 30mm SHCS	D412286

Pivot Joint 45/90

F = Fractional M = Metric





Part #	Series	A	B	C	D-Slot	E	F	G	H
D142306	45/90	90mm	50mm	45mm	8/10	2mm	14mm	8.4mm	9mm

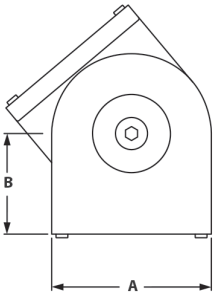

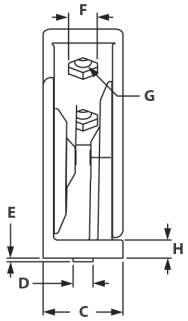

RECOMMENDED END ASSEMBLY

Part #	Qty	Description	Use For
F83250M	4	M8 x 25 BHSCS	D142306
F141960M	4	Threaded Insert M8	D142306

RECOMMENDED SIDE ASSEMBLY

Part #	Qty	Description	Use For
FC36190M	4	M8 x 18 BHSCS & F131320M	D142306
F141960M	4	Threaded Insert M8	D142306

Pivot Joint 45/90 With Locking Lever

F = Fractional M = Metric



Part #	Series	A	B	C	D-Slot	E	F	G	H	J
D142316	45/90	90mm	50mm	45mm	8/10	8mm	8.4mm	14mm	51.3mm	9mm

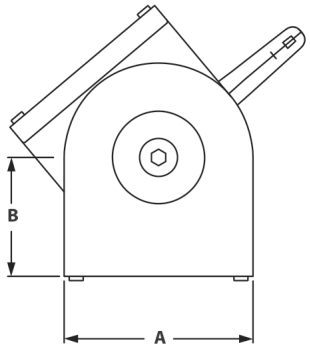

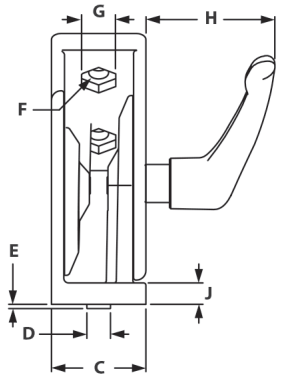

RECOMMENDED END ASSEMBLY

Part #	Qty	Description	Use For
F83250M	4	M8 x 25 BHSCS	D142316
F141960M	4	Threaded Insert M8	D142316

RECOMMENDED SIDE ASSEMBLY

Part #	Qty	Description	Use For
FC36190M	4	M8 x 18 BHSCS & F131320M	D142316
F141960M	4	Threaded Insert M8	D142316

5

Pivot Joint Without Tabs

F = Fractional M = Metric

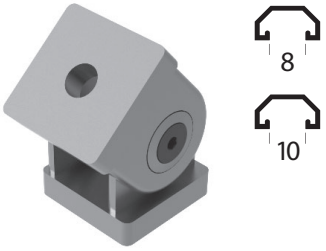

Part #	Series	A	B	C	D	E	F	G
D140145	30	30mm	30mm	15mm	15mm	8.3mm	45mm	7mm
D140165	30	30mm	30mm	15mm	15mm	8.3mm	50mm	2.5mm
D140196	45	45mm	45mm	22.5mm	22.5mm	8.5mm	63.6mm	1.8mm

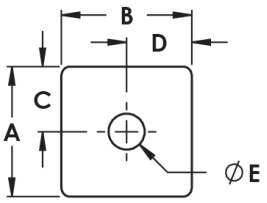

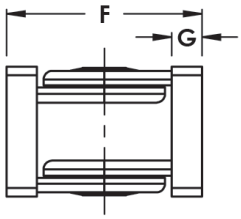

RECOMMENDED END ASSEMBLY

Part #	Qty	Description	Use For
F85250M	2	M8 x 25mm SHCS	D140145
F85250M	2	M8 x 25mm SHCS	D140165
F85250M	2	M8 x 25mm SHCS w/ 2 F141966 Insert	D140196

RECOMMENDED SIDE ASSEMBLY

Part #	Qty	Description	Use For
FC35950M	2	M6 x 16mm SHCS & Drop-In T-Nut	D140145
FC35950M	2	M6 x 16mm SHCS & Drop-In T-Nut	D140165
FC36230M	2	M8 x 16mm SHCS & Drop-In T-Nut	D140196

Structural & Dynamic Pivot Joint

F = Fractional M = Metric



Part #	Series	Style	A	B	C	D	E	F	G	H
D140111	10	Pivot Joint	1.102	.984	.984	.275	.236	.079	.260	n/a
D140111H	10	Pivot Joint w/ Locking Handle	1.102	.984	.984	.275	.236	.079	.260	1.181
D140172	15	Pivot Joint	1.574	1.496	1.181	.315	.315	.079	.260	n/a
D140172H	15	Pivot Joint w/ Locking Handle	1.574	1.496	1.181	.315	.315	.079	.260	1.614

- Bushing enables pivot to be both structural and dynamic
- Locating pins can be removed to accommodate both extrusion end and side mount assembly

>The 2 parts can replace all other 10S or 15S hinges.

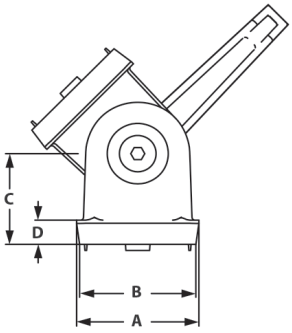

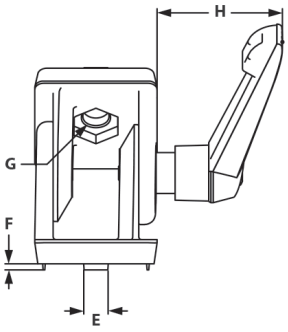

RECOMMENDED FASTENERS (TO EXTRUSION SLOT)

Part #	Qty	Description	Use For
FC34920	2	1/4-20 x 1/2" SHCS & Economy T-Nut	10S
FC65160M	2	M6 x 16mm SHCS & Economy T-Nut	10S
F1961ZM	2	M6 x 16mm SHCS & Economy T-Nut	10S
FC34540	2	5/15-18 x 5/8" SHCS & Economy T-Nut	15S
F85160M	2	M8 x 16mm SHCS & Economy T-Nut	15S
F1981ZM	2	M6 x 16mm SHCS & Economy T-Nut	15S

RECOMMENDED FASTENERS (TO EXTRUSION END)

Part #	Qty	Description	Use For
F30640	2	1/4-20 x 3/4" SHCS	10S
F35200M	2	M6 x 20mm SHCS	10S
F31120	2	5/15-18 x 3/4" SHCS	15S
F85200M	2	M8 x 20mm SHCS	15S

0° Living Hinge

F = Fractional M = Metric



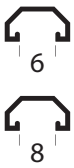

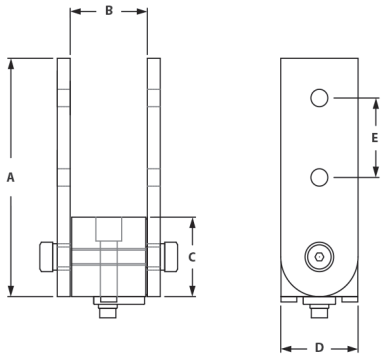

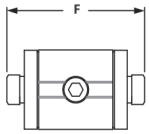

Part #	Series	A	B	C	D	E	F
D41801	10	3.00	1.00	1.00	1.00	1.00	1.863
D43802	15	4.50	1.50	1.50	1.50	1.50	2.673

INCLUDED MOUNTING HARDWARE

ARMS TO NUB

Part #	Description	Use For
FC35010	(2) 5/16 x 1/4" Stripper Bolts & (4) Thrust Washers	D41801
FC35000	(2) 3/8 x 3x8" Stripper Bolts & (4) Thrust Washers	D43802

PROFILE TO ARM

Part #	Description	Use For
D41851	(2) FC33560 - (2) 1/4-20 x 1/2" FBHSCS & Dbl Econ T-Nut	D41801
D41721	(2) FC34140 - (2) 1/4-20 x 1/2" FHSCS & (2) Econ T-Nuts	D41801
D43852	(2) FC33550 - (2) 5/16-18 x 5/8" FBHSCS & (1) Dbl Econ T-Nut	D43802
D43432	(2) FC34120 - (2) 5/16-18 x 5/8" FHSCS & (2) Economy T-Nuts	D43802

PROFILE TO NUB

Part #	Description	Use For
FC33060	(1 or 2) 1/4-20 x 1" SHCS & (1 or 2) Econ T-Nut	D41801
FC34220	(1 or 2) 5/16-18 x 1 1/2" SHCS & (1 or 2) Econ T-Nut	D43802

90° Living Hinge

F = Fractional M = Metric





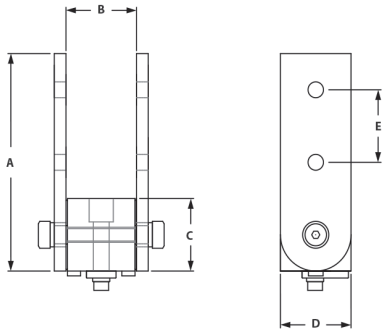

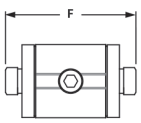

Part #	Series	A	B	C	D	E	F
D41831	10	3.00	1.00	1.00	1.00	1.00	1.863
D43832	15	4.50	1.50	1.50	1.50	1.50	2.673

INCLUDED MOUNTING HARDWARE

ARMS TO NUB

Part #	Description	Use For
FC35010	(2) 5/16 x 1/4" Stripper Bolts & (4) Thrust Washers	D41831
FC35000	(2) 3/8 x 3x8" Stripper Bolts & (4) Thrust Washers	D43832

PROFILE TO ARM

Part #	Description	Use For
D41851	(2) FC33560 - (2) 1/4-20 x 1/2" FBHSCS & Dbl Econ T-Nut	D41831
D41721	(2) FC34140 - (2) 1/4-20 x 1/2" FHSCS & (2) Econ T-Nuts	D41831
D43852	(2) FC33550 - (2) 5/16-18 x 5/8" FBHSCS & (1) Dbl Econ T-Nut	D43832
D43432	(2) FC34120 - (2) 5/16-18 x 5/8" FHSCS & (2) Economy T-Nuts	D43832

PROFILE TO NUB

Part #	Description	Use For
FC33060	(1 or 2) 1/4-20 x 1" SHCS & (1 or 2) Econ T-Nut	D41831
FC34220	(1 or 2) 5/16-18 x 1 1/2" SHCS & (1 or 2) Econ T-Nut	D43832

Universal Living Hinge

F = Fractional M = Metric



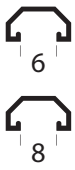

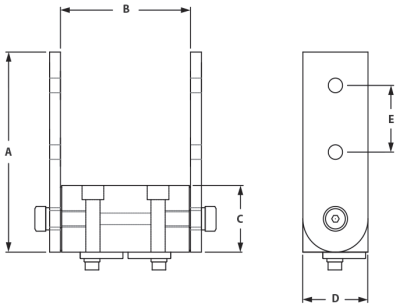

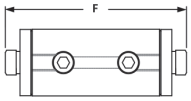

Part #	Series	A	B	C	D	E	F
D41781	10	3.00	2.00	1.00	1.00	1.00	2.876
D43792	15	4.50	3.00	1.50	1.50	1.50	4.174

INCLUDED MOUNTING HARDWARE

ARMS TO NUB

Part #	Description	Use For
FC35010	(2) 5/16 x 1/4" Stripper Bolts & (4) Thrust Washers	D41781
FC35000	(2) 3/8 x 3x8" Stripper Bolts & (4) Thrust Washers	D43792

PROFILE TO ARM

Part #	Description	Use For
D41851	(2) FC33560 - (2) 1/4-20 x 1/2" FBHSCS & Dbl Econ T-Nut	D41781
D41721	(2) FC34140 - (2) 1/4-20 x 1/2" FHSCS & (2) Econ T-Nuts	D41781
D43852	(2) FC33550 - (2) 5/16-18 x 5/8" FBHSCS & (1) Dbl Econ T-Nut	D43792
D43432	(2) FC34120 - (2) 5/16-18 x 5/8" FHSCS & (2) Economy T-Nuts	D43792

PROFILE TO NUB

Part #	Description	Use For
FC33060	(1 or 2) 1/4-20 x 1" SHCS & (1 or 2) Econ T-Nut	D41781
FC34220	(1 or 2) 5/16-18 x 1 1/2" SHCS & (1 or 2) Econ T-Nut	D43792

5

0° Living Hinge - Corner Bracket

F = Fractional M = Metric



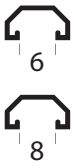

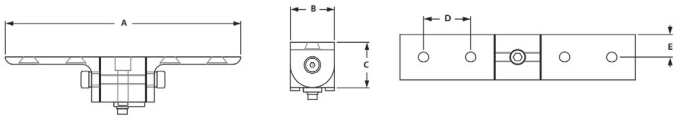

Part #	Series	A	B	C	D	E
D41681	10	5.00	1.00	1.00	1.00	.500
D43212	15	7.50	3.00	1.50	1.50	.750

INCLUDED MOUNTING HARDWARE

ARMS TO NUB

Part #	Description	Use For
FC35010	(2) 5/16 x 1/4" Stripper Bolts & (4) Thrust Washers	D41681
FC35000	(2) 3/8 x 3x8" Stripper Bolts & (4) Thrust Washers	D43212

PROFILE TO ARM

Part #	Description	Use For
D41851	(2) FC33560 - (2) 1/4-20 x 1/2" FBHSCS & Dbl Econ T-Nut	D41681
D41721	(2) FC34140 - (2) 1/4-20 x 1/2" FHSCS & (2) Econ T-Nuts	D41681
D43852	(2) FC33550 - (2) 5/16-18 x 5/8" FBHSCS & (1) Dbl Econ T-Nut	D43212
D43432	(2) FC34120 - (2) 5/16-18 x 5/8" FHSCS & (2) Economy T-Nuts	D43212

PROFILE TO NUB

Part #	Description	Use For
FC33060	(1 or 2) 1/4-20 x 1" SHCS & (1 or 2) Econ T-Nut	D41681
FC34220	(1 or 2) 5/16-18 x 1 1/2" SHCS & (1 or 2) Econ T-Nut	D43212

90° Living Hinge - Corner Bracket

F = Fractional M = Metric



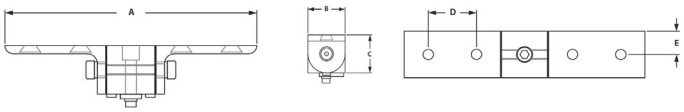

Part #	Series	A	B	C	D	E
D41691	10	5.00	1.00	1.00	1.00	.500
D43222	15	7.50	1.50	1.50	1.50	.750

INCLUDED MOUNTING HARDWARE

ARMS TO NUB

Part #	Description	Use For
FC35010	(2) 5/16 x 1/4" Stripper Bolts & (4) Thrust Washers	D41691
FC35000	(2) 3/8 x 3x8" Stripper Bolts & (4) Thrust Washers	D43222

PROFILE TO ARM

Part #	Description	Use For
D41851	(2) FC33560 - (2) 1/4-20 x 1/2" FBHSCS & Dbl Econ T-Nut	D41691
D41721	(2) FC34140 - (2) 1/4-20 x 1/2" FHSCS & (2) Econ T-Nuts	D41691
D43852	(2) FC33550 - (2) 5/16-18 x 5/8" FBHSCS & (1) Dbl Econ T-Nut	D43222
D43432	(2) FC34120 - (2) 5/16-18 x 5/8" FHSCS & (2) Economy T-Nuts	D43222

PROFILE TO NUB

Part #	Description	Use For
FC33060	(1 or 2) 1/4-20 x 1" SHCS & (1 or 2) Econ T-Nut	D41691
FC34220	(1 or 2) 5/16-18 x 1 1/2" SHCS & (1 or 2) Econ T-Nut	D43222

5

Universal Living Hinge - Corner Bracket

F = Fractional M = Metric



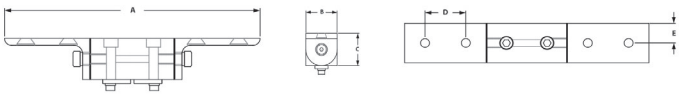

Part #	Series	A	B	C	D	E
D41711	10	6.00	1.00	1.00	1.00	.500
D43232	15	9.00	1.50	1.50	1.50	.750

INCLUDED MOUNTING HARDWARE

ARMS TO NUB

Part #	Description	Use For
FC35010	(2) 5/16 x 1/4" Stripper Bolts & (4) Thrust Washers	D41711
FC35000	(2) 3/8 x 3x8" Stripper Bolts & (4) Thrust Washers	D43232

PROFILE TO ARM

Part #	Description	Use For
D41851	(2) FC33560 - (2) 1/4-20 x 1/2" FBHSCS & Dbl Econ T-Nut	D41711
D41721	(2) FC34140 - (2) 1/4-20 x 1/2" FHSCS & (2) Econ T-Nuts	D41711
D43852	(2) FC33550 - (2) 5/16-18 x 5/8" FBHSCS & (1) Dbl Econ T-Nut	D43232
D43432	(2) FC34120 - (2) 5/16-18 x 5/8" FHSCS & (2) Economy T-Nuts	D43232

PROFILE TO NUB

Part #	Description	Use For
FC33060	(1 or 2) 1/4-20 x 1" SHCS & (1 or 2) Econ T-Nut	D41711
FC34220	(1 or 2) 5/16-18 x 1 1/2" SHCS & (1 or 2) Econ T-Nut	D43232

0° Living Hinge - Corner Bracket With Arm

F = Fractional M = Metric



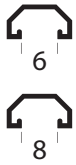

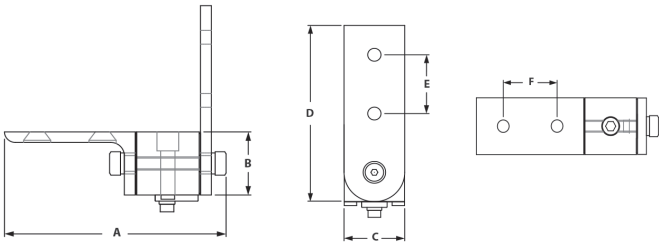

Part #	Series	A	B	C	D	E	F
D41611	10	3.45	1.00	1.00	3.00	1.00	1.00
D43632	15	5.075	1.50	1.50	4.50	1.50	1.50

INCLUDED MOUNTING HARDWARE

ARMS TO NUB

Part #	Description	Use For
FC35010	(2) 5/16 x 1/4" Stripper Bolts & (4) Thrust Washers	D41611
FC35000	(2) 3/8 x 3x8" Stripper Bolts & (4) Thrust Washers	D43632

PROFILE TO ARM

Part #	Description	Use For
D41851	(2) FC33560 - (2) 1/4-20 x 1/2" FBHSCS & Dbl Econ T-Nut	D41611
D41721	(2) FC34140 - (2) 1/4-20 x 1/2" FHSCS & (2) Econ T-Nuts	D41611
D43852	(2) FC33550 - (2) 5/16-18 x 5/8" FBHSCS & (1) Dbl Econ T-Nut	D43632
D43432	(2) FC34120 - (2) 5/16-18 x 5/8" FHSCS & (2) Economy T-Nuts	D43632

PROFILE TO NUB

Part #	Description	Use For
FC33060	(1 or 2) 1/4-20 x 1" SHCS & (1 or 2) Econ T-Nut	D41611
FC34220	(1 or 2) 5/16-18 x 1 1/2" SHCS & (1 or 2) Econ T-Nut	D43632

5

90° Living Hinge - Corner Bracket With Arm

F = Fractional M = Metric



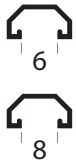

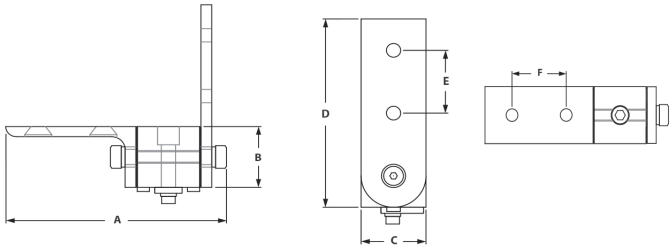

Part #	Series	A	B	C	D	E	F
D41621	10	3.45	1.00	1.00	3.00	1.00	1.00
D43642	15	5.075	1.50	1.50	4.50	1.50	1.50

INCLUDED MOUNTING HARDWARE

ARMS TO NUB

Part #	Description	Use For
FC35010	(2) 5/16 x 1/4" Stripper Bolts & (4) Thrust Washers	D41621
FC35000	(2) 3/8 x 3x8" Stripper Bolts & (4) Thrust Washers	D43642

PROFILE TO ARM

Part #	Description	Use For
D41851	(2) FC33560 - (2) 1/4-20 x 1/2" FBHSCS & Dbl Econ T-Nut	D41621
D41721	(2) FC34140 - (2) 1/4-20 x 1/2" FHSCS & (2) Econ T-Nuts	D41621
D43852	(2) FC33550 - (2) 5/16-18 x 5/8" FBHSCS & (1) Dbl Econ T-Nut	D43642
D43432	(2) FC34120 - (2) 5/16-18 x 5/8" FHSCS & (2) Economy T-Nuts	D43642

PROFILE TO NUB

Part #	Description	Use For
FC33060	(1 or 2) 1/4-20 x 1" SHCS & (1 or 2) Econ T-Nut	D41621
FC34220	(1 or 2) 5/16-18 x 1 1/2" SHCS & (1 or 2) Econ T-Nut	D43642

Universal Living Hinge - Corner Bracket With Arm

F = Fractional M = Metric



6

8

Part #	Series	A	B	C	D	E	F
D41631	10	4.445	1.00	1.00	3.00	1.00	1.00
D43132	15	6.575	1.50	1.50	4.50	1.50	1.50

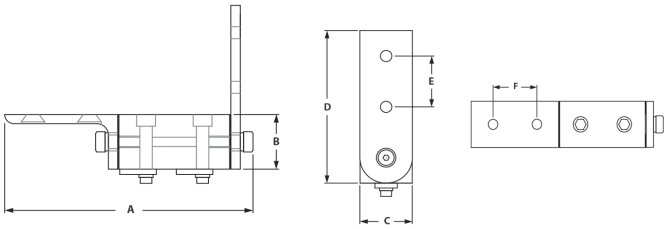

INCLUDED MOUNTING HARDWARE

ARMS TO NUB

Part #	Description	Use For
FC35010	(2) 5/16 x 1/4" Stripper Bolts & (4) Thrust Washers	D41631
FC35000	(2) 3/8 x 3x8" Stripper Bolts & (4) Thrust Washers	D43132

PROFILE TO ARM

Part #	Description	Use For
D41851	(2) FC33560 - (2) 1/4-20 x 1/2" FBHSCS & Dbl Econ T-Nut	D41631
D41721	(2) FC34140 - (2) 1/4-20 x 1/2" FHSCS & (2) Econ T-Nuts	D41631
D43852	(2) FC33550 - (2) 5/16-18 x 5/8" FBHSCS & (1) Dbl Econ T-Nut	D43132
D43432	(2) FC34120 - (2) 5/16-18 x 5/8" FHSCS & (2) Economy T-Nuts	D43132

PROFILE TO NUB

Part #	Description	Use For
FC33060	(1 or 2) 1/4-20 x 1" SHCS & (1 or 2) Econ T-Nut	D41631
FC34220	(1 or 2) 5/16-18 x 1 1/2" SHCS & (1 or 2) Econ T-Nut	D43132

90° Pivot Bracket Assembly

F = Fractional M = Metric



6

8

Series	Assembly	Plate Only	Description	A	B	C	D	E	F
10	D41391	D41331	Left Hand	3.00	3.00	.281	2.055	1.00	2.754
10	D41481	D41371	Right Hand	3.00	3.00	.281	2.055	1.00	2.754
15	D43392	D43332	Left Hand	4.50	4.50	.328	3.50	1.50	4.015
15	D43482	D43372	Right Hand	4.50	4.50	.328	3.50	1.50	4.015

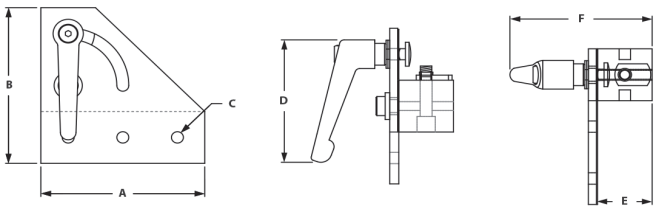

BOLT ASSEMBLY

Part #	Qty	Description	Use For
FC33210	3	1/4-20 x 1/2" FBHSCS & Economy T-Nut	10S
FC33200	3	5/16-18 x 1 1/2" FBHSCS & Economy T-Nut	15S

0° Pivot Hinge

F = Fractional M = Metric

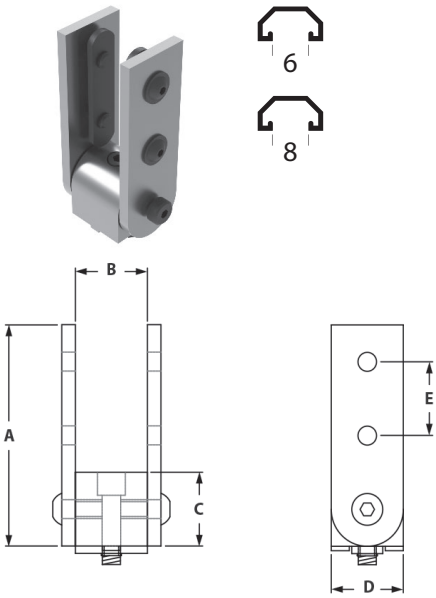

Part #	Series	A	B	C	D	E	F
D41971	10	3.00	1.00	1.00	3.00	1.00	1.626
D43972	15	4.50	1.50	1.50	4.50	1.50	2.315

INCLUDED MOUNTING HARDWARE

ARMS TO NUB

Part #	Description	Use For
FC33420	(2) 1/4-20 x 1/2" FBHSCS	D41971
FC33300	(2) 5/16-18 x 5/8" FBHSCS	D43972

PROFILE TO ARM

Part #	Description	Use For
FC33930	(4) 1/4-20 x 1/2" BHSCS & (4) Economy T-Nuts	D41971
FC33200	(4) 5/16-18 x 5/8" FBHSCS & (4) Economy T-Nuts	D43972

PROFILE TO NUB

Part #	Description	Use For
FC33060	(1 or 2) 1/4-20 x 1" SHCS & (1 or 2) Economy T-Nut	D41971
FC36130	(1 or 2) 5/16-18 x 1 1/2" SHCS & (1 or 2) Economy T-Nut	D43972

5

90° Pivot Hinge

F = Fractional M = Metric

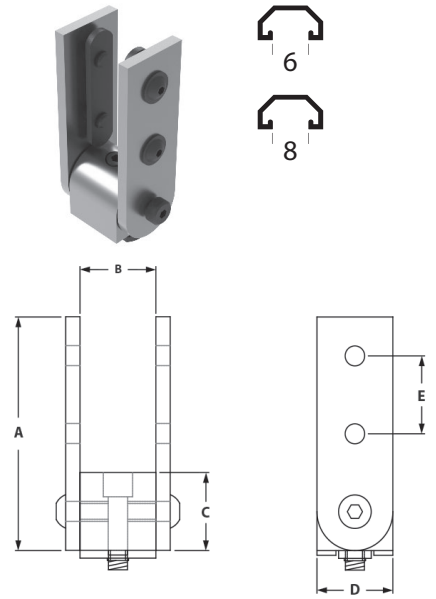

Part #	Series	A	B	C	D	E	F
D41981	10	3.00	1.00	1.00	3.00	1.00	1.626
D43982	15	4.50	1.50	1.50	4.50	1.50	2.315

INCLUDED MOUNTING HARDWARE

ARMS TO NUB

Part #	Description	Use For
FC33420	(2) 1/4-20 x 1/2" FBHSCS	D41981
FC33300	(2) 5/16-18 x 5/8" FBHSCS	D43982

PROFILE TO ARM

Part #	Description	Use For
FC33930	(4) 1/4-20 x 1/2" BHSCS & (4) Economy T-Nuts	D41981
FC33200	(4) 5/16-18 x 5/8" FBHSCS & (4) Economy T-Nuts	D43982

PROFILE TO NUB

Part #	Description	Use For
FC33060	(1 or 2) 1/4-20 x 1" SHCS & (1 or 2) Economy T-Nut	D41981
FC36130	(1 or 2) 5/16-18 x 1 1/2" SHCS & (1 or 2) Economy T-Nut	D43982

Universal Pivot Hinge

F = Fractional M = Metric



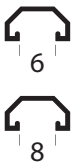

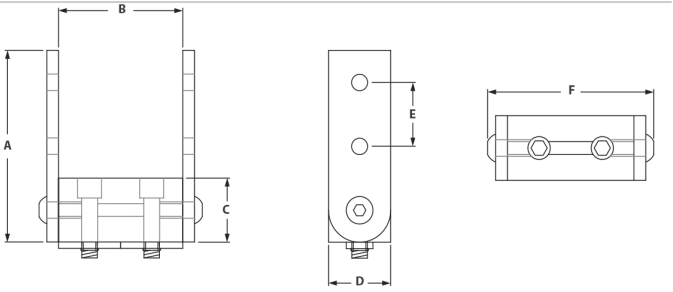

Part #	Series	A	B	C	D	E	F
D41951	10	3.00	2.00	1.00	1.00	1.00	2.626
D43952	15	4.50	3.00	1.50	1.50	1.50	3.310

INCLUDED MOUNTING HARDWARE

ARMS TO NUB

Part #	Description	Use For
FC33420	(2) 1/4-20 x 1/2" FBHSCS	D41951
FC33300	(2) 5/16-18 x 5/8" FBHSCS	D43952

PROFILE TO ARM

Part #	Description	Use For
FC33930	(4) 1/4-20 x 1/2" BHSCS & (4) Economy T-Nuts	D41951
FC33200	(4) 5/16-18 x 5/8" FBHSCS & (4) Economy T-Nuts	D43952

PROFILE TO NUB

Part #	Description	Use For
FC33060	(1 or 2) 1/4-20 x 1" SHCS & (1 or 2) Economy T-Nut	D41951
FC36130	(1 or 2) 5/16-18 x 1 1/2" SHCS & (1 or 2) Economy T-Nut	D43952

0° "L" Arm Pivot Hinge

F = Fractional M = Metric



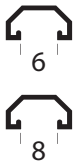

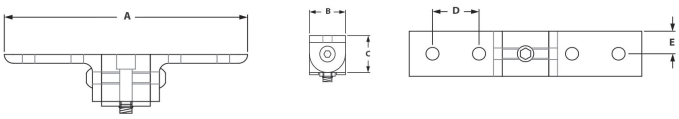

Part #	Series	A	B	C	D	E
D41531	10	5.00	1.00	1.00	1.00	.500
D43532	15	7.50	1.50	1.50	1.50	.750

INCLUDED MOUNTING HARDWARE

ARMS TO NUB

Part #	Description	Use For
FC33420	(2) 1/4-20 x 1/2" FBHSCS	D41531
FC33300	(2) 5/16-18 x 5/8" FBHSCS	D43532

PROFILE TO ARM

Part #	Description	Use For
FC33930	(4) 1/4-20 x 1/2" BHSCS & (4) Economy T-Nuts	D41531
FC33200	(4) 5/16-18 x 5/8" FBHSCS & (4) Economy T-Nuts	D43532

PROFILE TO NUB

Part #	Description	Use For
FC33060	(1 or 2) 1/4-20 x 1" SHCS & (1 or 2) Economy T-Nut	D41531
FC36130	(1 or 2) 5/16-18 x 1 1/2" SHCS & (1 or 2) Economy T-Nut	D43532

90° “L” Arm Pivot Hinge

F = Fractional M = Metric





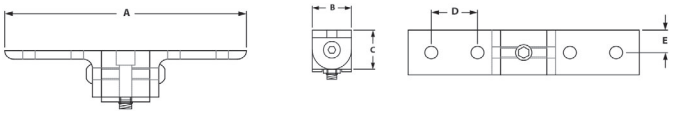

Part #	Series	A	B	C	D	E
D41541	10	5.00	1.00	1.00	1.00	.500
D43542	15	7.50	1.50	1.50	1.50	.750

INCLUDED MOUNTING HARDWARE

ARMS TO NUB

Part #	Description	Use For
FC33420	(2) 1/4-20 x 1/2” FBHSCS	D41541
FC33300	(2) 5/16-18 x 5/8” FBHSCS	D43542

PROFILE TO ARM

Part #	Description	Use For
FC33930	(4) 1/4-20 x 1/2” BHSCS & (4) Economy T-Nuts	D41541
FC33200	(4) 5/16-18 x 5/8” FBHSCS & (4) Economy T-Nuts	D43542

PROFILE TO NUB

Part #	Description	Use For
FC33060	(1 or 2) 1/4-20 x 1” SHCS & (1 or 2) Economy T-Nut	D41541
FC36130	(1 or 2) 5/16-18 x 1 1/2” SHCS & (1 or 2) Economy T-Nut	D43542

5

Universal “L” Arm Pivot Hinge

F = Fractional M = Metric





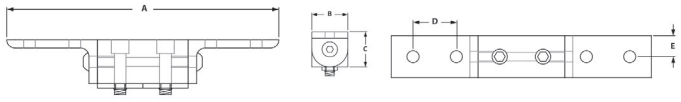

Part #	Series	A	B	C	D	E
D41561	10	6.00	1.00	1.00	1.00	.500
D43562	15	9.00	1.50	1.50	1.50	.750

INCLUDED MOUNTING HARDWARE

ARMS TO NUB

Part #	Description	Use For
FC33420	(2) 1/4-20 x 1/2” FBHSCS	D41561
FC33300	(2) 5/16-18 x 5/8” FBHSCS	D43562

PROFILE TO ARM

Part #	Description	Use For
FC33930	(4) 1/4-20 x 1/2” BHSCS & (4) Economy T-Nuts	D41561
FC33200	(4) 5/16-18 x 5/8” FBHSCS & (4) Economy T-Nuts	D43562

PROFILE TO NUB

Part #	Description	Use For
FC33060	(1 or 2) 1/4-20 x 1” SHCS & (1 or 2) Economy T-Nut	D41561
FC36130	(1 or 2) 5/16-18 x 1 1/2” SHCS & (1 or 2) Economy T-Nut	D43562

0° "L" Arm & Straight Arm Pivot Hinge

F = Fractional M = Metric



8

Part #	Series	A	B	C	D	E	F
D43572	15	4.90	1.50	1.50	4.50	1.00	1.50

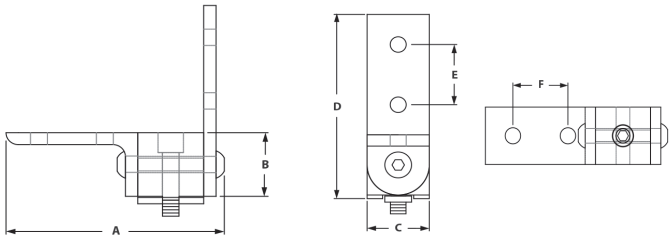

INCLUDED MOUNTING HARDWARE

ARMS TO NUB

Part #	Description	Use For
FC33300	(2) 5/16-18 x 5/8" FBHSCS	D43572

PROFILE TO ARM

Part #	Description	Use For
FC33200	(4) 5/16-18 x 5/8" FBHSCS & (4) Economy T-Nuts	D43572

PROFILE TO NUB

Part #	Description	Use For
FC36130	(1 or 2) 5/16-18 x 1 1/2" SHCS & (1 or 2) Economy T-Nut	D43572

5

90° "L" Arm & Straight Arm Pivot Hinge

F = Fractional M = Metric



8

Part #	Series	A	B	C	D	E	F
D43582	15	4.90	1.50	1.50	4.50	1.00	1.50

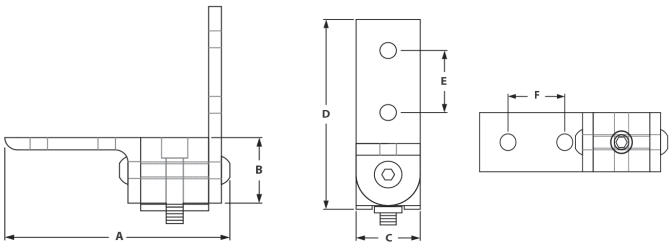

INCLUDED MOUNTING HARDWARE

ARMS TO NUB

Part #	Description	Use For
FC33300	(2) 5/16-18 x 5/8" FBHSCS	D43582

PROFILE TO ARM

Part #	Description	Use For
FC33200	(4) 5/16-18 x 5/8" FBHSCS & (4) Economy T-Nuts	D43582

PROFILE TO NUB

Part #	Description	Use For
FC36130	(1 or 2) 5/16-18 x 1 1/2" SHCS & (1 or 2) Economy T-Nut	D43582

Universal “L” Arm & Straight Arm Pivot Hinge

F = Fractional M = Metric



8

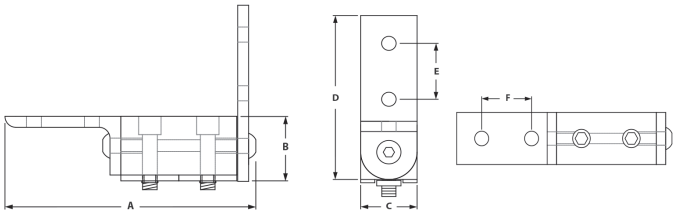

Part #	Series	A	B	C	D	E	F
D43592	15	6.40	1.50	1.50	4.50	1.00	1.50

INCLUDED MOUNTING HARDWARE

ARMS TO NUB

Part #	Description	Use For
FC33300	(2) 5/16-18 x 5/8” FBHSCS	D43592

PROFILE TO ARM

Part #	Description	Use For
FC33200	(4) 5/16-18 x 5/8” FBHSCS & (4) Economy T-Nuts	D43592

PROFILE TO NUB

Part #	Description	Use For
FC36130	(1 or 2) 5/16-18 x 1 1/2” SHCS & (1 or 2) Economy T-Nut	D43592

5

0° Right Angle Pivot Hinge

F = Fractional M = Metric



6

8

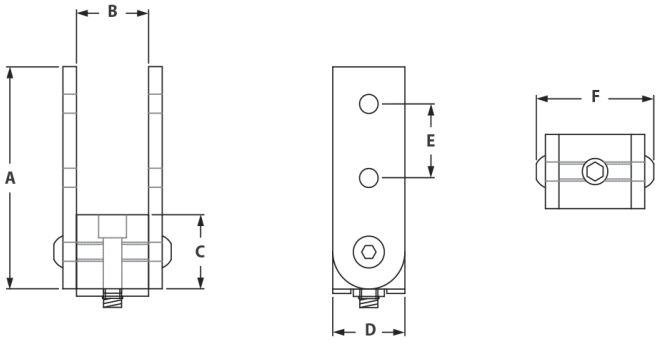

Part #	Series	A	B	C	D	E	F
D40041	10	3.00	1.00	1.00	3.00	1.00	1.626
D44042	15	4.50	1.50	1.50	4.50	1.50	2.315

INCLUDED MOUNTING HARDWARE

ARMS TO NUB

Part #	Description	Use For
FC33420	(2) 1/4-20 x 1/2” FBHSCS	D40041
FC33300	(2) 5/16-18 x 5/8” FBHSCS	D44042

PROFILE TO ARM

Part #	Description	Use For
FC33930	(4) 1/4-20 x 1/2” BHSCS & (4) Economy T-Nuts	D40041
FC33200	(4) 5/16-18 x 5/8” FBHSCS & (4) Economy T-Nuts	D44042

PROFILE TO NUB

Part #	Description	Use For
FC33060	(1 or 2) 1/4-20 x 1” SHCS & (1 or 2) Economy T-Nut	D40041
FC36130	(1 or 2) 5/16-18 x 1 1/2” SHCS & (1 or 2) Economy T-Nut	D44042

90° Right Angle Pivot Hinge

F = Fractional M = Metric



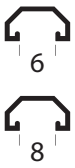

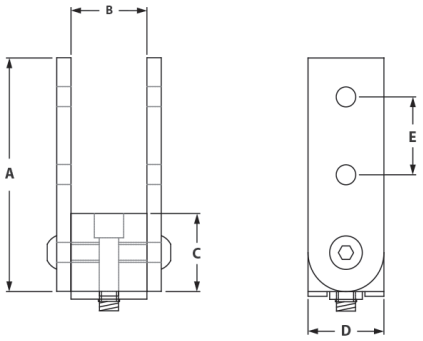

Part #	Series	A	B	C	D	E	F
D40051	10	3.00	1.00	1.00	3.00	1.00	1.626
D44052	15	4.50	1.50	1.50	4.50	1.50	2.315

INCLUDED MOUNTING HARDWARE

ARMS TO NUB

Part #	Description	Use For
FC33420	(2) 1/4-20 x 1/2" FBHSCS	D40051
FC33300	(2) 5/16-18 x 5/8" FBHSCS	D44052

PROFILE TO ARM

Part #	Description	Use For
FC33930	(4) 1/4-20 x 1/2" BHSCS & (4) Economy T-Nuts	D40051
FC33200	(4) 5/16-18 x 5/8" FBHSCS & (4) Economy T-Nuts	D44052

PROFILE TO NUB

Part #	Description	Use For
FC33060	(1 or 2) 1/4-20 x 1" SHCS & (1 or 2) Economy T-Nut	D40051
FC36130	(1 or 2) 5/16-18 x 1 1/2" SHCS & (1 or 2) Economy T-Nut	D44052

Universal Right Angle Pivot Hinge

F = Fractional M = Metric



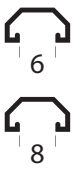

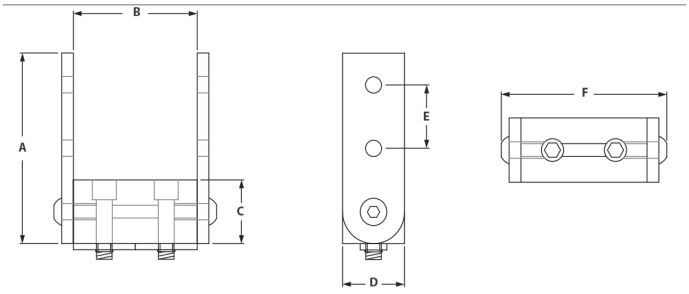

Part #	Series	A	B	C	D	E	F
D40061	10	3.00	2.00	1.00	1.00	1.00	2.626
D44062	15	4.50	3.00	1.50	1.50	1.50	3.310

INCLUDED MOUNTING HARDWARE

ARMS TO NUB

Part #	Description	Use For
FC33420	(2) 1/4-20 x 1/2" FBHSCS	D40061
FC33300	(2) 5/16-18 x 5/8" FBHSCS	D44062

PROFILE TO ARM

Part #	Description	Use For
FC33930	(4) 1/4-20 x 1/2" BHSCS & (4) Economy T-Nuts	D40061
FC33200	(4) 5/16-18 x 5/8" FBHSCS & (4) Economy T-Nuts	D44062

PROFILE TO NUB

Part #	Description	Use For
FC33060	(1 or 2) 1/4-20 x 1" SHCS & (1 or 2) Economy T-Nut	D40061
FC36130	(1 or 2) 5/16-18 x 1 1/2" SHCS & (1 or 2) Economy T-Nut	D44062

0° Right Angle "L" Arm Pivot Hinge

F = Fractional M = Metric



6

8

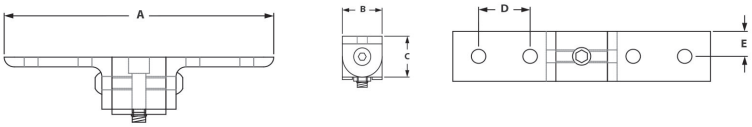

Part #	Series	A	B	C	D	E
D40071	10	5.00	1.00	1.00	1.00	.500
D44072	15	7.50	1.50	1.50	1.50	.750

INCLUDED MOUNTING HARDWARE

ARMS TO NUB

Part #	Description	Use For
FC33420	(2) 1/4-20 x 1/2" FBHSCS	D40071
FC33300	(2) 5/16-18 x 5/8" FBHSCS	D44072

PROFILE TO ARM

Part #	Description	Use For
FC33930	(4) 1/4-20 x 1/2" BHSCS & (4) Economy T-Nuts	D40071
FC33200	(4) 5/16-18 x 5/8" FBHSCS & (4) Economy T-Nuts	D44072

PROFILE TO NUB

Part #	Description	Use For
FC33060	(1 or 2) 1/4-20 x 1" SHCS & (1 or 2) Economy T-Nut	D40071
FC36130	(1 or 2) 5/16-18 x 1 1/2" SHCS & (1 or 2) Economy T-Nut	D44072

5

90° Right Angle "L" Arm Pivot Hinge

F = Fractional M = Metric



6

8

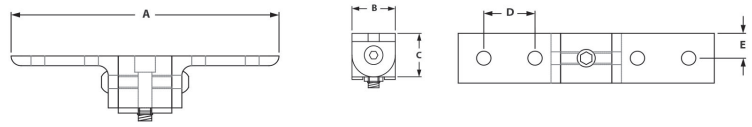

Part #	Series	A	B	C	D	E
D40081	10	5.00	1.00	1.00	1.00	.500
D44082	15	7.50	1.50	1.50	1.50	.750

INCLUDED MOUNTING HARDWARE

ARMS TO NUB

Part #	Description	Use For
FC33420	(2) 1/4-20 x 1/2" FBHSCS	D40081
FC33300	(2) 5/16-18 x 5/8" FBHSCS	D44082

PROFILE TO ARM

Part #	Description	Use For
FC33930	(4) 1/4-20 x 1/2" BHSCS & (4) Economy T-Nuts	D40081
FC33200	(4) 5/16-18 x 5/8" FBHSCS & (4) Economy T-Nuts	D44082

PROFILE TO NUB

Part #	Description	Use For
FC33060	(1 or 2) 1/4-20 x 1" SHCS & (1 or 2) Economy T-Nut	D40081
FC36130	(1 or 2) 5/16-18 x 1 1/2" SHCS & (1 or 2) Economy T-Nut	D44082

Universal Right Angle "L" Arm Pivot Hinge

F = Fractional M = Metric



6
8

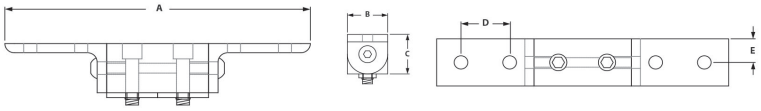

Part #	Series	A	B	C	D	E
D40091	10	6.00	1.00	1.00	1.00	.500
D44092	15	9.00	1.50	1.50	1.50	.750

INCLUDED MOUNTING HARDWARE

ARMS TO NUB

Part #	Description	Use For
FC33420	(2) 1/4-20 x 1/2" FBHSCS	D40091
FC33300	(2) 5/16-18 x 5/8" FBHSCS	D44092

PROFILE TO ARM

Part #	Description	Use For
FC33930	(4) 1/4-20 x 1/2" BHSCS & (4) Economy T-Nuts	D40091
FC33200	(4) 5/16-18 x 5/8" FBHSCS & (4) Economy T-Nuts	D44092

PROFILE TO NUB

Part #	Description	Use For
FC33060	(1 or 2) 1/4-20 x 1" SHCS & (1 or 2) Economy T-Nut	D40091
FC36130	(1 or 2) 5/16-18 x 1 1/2" SHCS & (1 or 2) Economy T-Nut	D44092

5

0° Dynamic Hinge - Corner Bracket With Arm

F = Fractional M = Metric



6
8

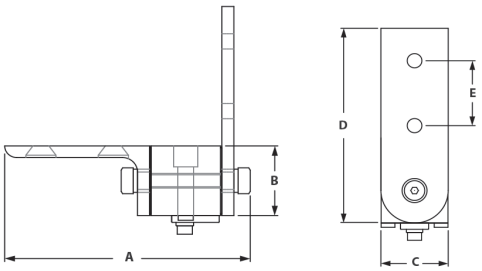

Part #	Series	A	B	C	D	E	F
D40101	10	3.45	1.00	1.00	3.00	1.00	1.00
D44102	15	5.075	1.50	1.50	4.50	1.50	1.50

INCLUDED MOUNTING HARDWARE

ARMS TO NUB

Part #	Description	Use For
FC33420	(2) 1/4-20 x 1/2" FBHSCS	D40101
FC33300	(2) 5/16-18 x 5/8" FBHSCS	D44102

PROFILE TO ARM

Part #	Description	Use For
FC33930	(4) 1/4-20 x 1/2" BHSCS & (4) Economy T-Nuts	D40101
FC33200	(4) 5/16-18 x 5/8" FBHSCS & (4) Economy T-Nuts	D44102

PROFILE TO NUB

Part #	Description	Use For
FC33060	(1 or 2) 1/4-20 x 1" SHCS & (1 or 2) Economy T-Nut	D40101
FC36130	(1 or 2) 5/16-18 x 1 1/2" SHCS & (1 or 2) Economy T-Nut	D44102

90° Dynamic Hinge - Corner Bracket With Arm

F = Fractional M = Metric





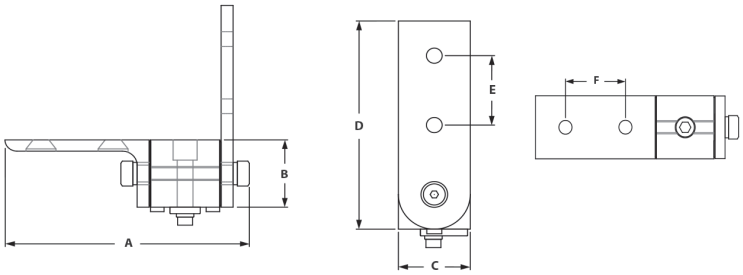

Part #	Series	A	B	C	D	E	F
D40111	10	3.45	1.00	1.00	3.00	1.00	1.00
D44112	15	5.075	1.50	1.50	4.50	1.50	1.50

INCLUDED MOUNTING HARDWARE

ARMS TO NUB

Part #	Description	Use For
FC33420	(2) 1/4-20 x 1/2" FBHSCS	D40111
FC33300	(2) 5/16-18 x 5/8" FBHSCS	D44112

PROFILE TO ARM

Part #	Description	Use For
FC33930	(4) 1/4-20 x 1/2" BHSCS & (4) Economy T-Nuts	D40111
FC33200	(4) 5/16-18 x 5/8" FBHSCS & (4) Economy T-Nuts	D44112

PROFILE TO NUB

Part #	Description	Use For
FC33060	(1 or 2) 1/4-20 x 1" SHCS & (1 or 2) Economy T-Nut	D40111
FC36130	(1 or 2) 5/16-18 x 1 1/2" SHCS & (1 or 2) Economy T-Nut	D44112

5

Universal Dynamic Hinge - Corner Bracket With Arm

F = Fractional M = Metric





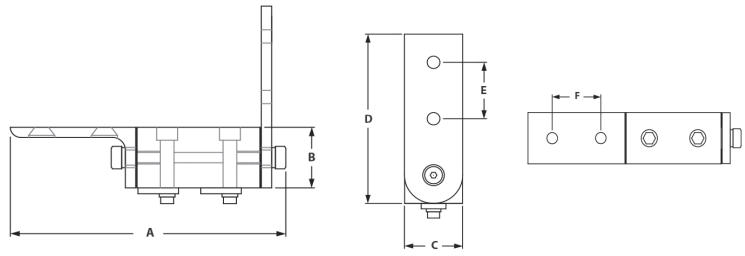

Part #	Series	A	B	C	D	E	F
D40121	10	4.445	1.00	1.00	3.00	1.00	1.00
D44122	15	6.575	1.50	1.50	4.50	1.50	1.50

INCLUDED MOUNTING HARDWARE

ARMS TO NUB

Part #	Description	Use For
FC33420	(2) 1/4-20 x 1/2" FBHSCS	D40121
FC33300	(2) 5/16-18 x 5/8" FBHSCS	D44122

PROFILE TO ARM

Part #	Description	Use For
FC33930	(4) 1/4-20 x 1/2" BHSCS & (4) Economy T-Nuts	D40121
FC33200	(4) 5/16-18 x 5/8" FBHSCS & (4) Economy T-Nuts	D44122

PROFILE TO NUB

Part #	Description	Use For
FC33060	(1 or 2) 1/4-20 x 1" SHCS & (1 or 2) Economy T-Nut	D40121
FC36130	(1 or 2) 5/16-18 x 1 1/2" SHCS & (1 or 2) Economy T-Nut	D44122

6

Section 6

Hardware

This section includes everything you need to build panels and doors for guarding, bi-fold doors, sliding doors, or enclosures. If you need something to complete a project and we don't have it, please contact us and we will source it for you.

Pictorial Table of Contents

Lift Off Hinges

Page 171

4 Hole Plastic Lift Off Hinges

Page 172

Heavy Duty Hinges

Page 172

4 Hole Standard Plastic Hinge

Page 173

Adjustable Plastic Hinge

Page 173

4 Hole Slotted Zinc Hinge

Page 174

2 Hole Standard Plastic Hinge

Page 174

4 Hole Detent Plastic Hinge

Page 175

4 Hole Detent Positioning Hinge

Page 175

Standard Constant Friction Hinge

Page 176

Standard Hinge

Page 176

Slotted Hinge With Locking Lever

Page 177

Universal Door Hinge

Page 177

Powder Coated Transition Hinge

Page 178

Stainless Steel Standard Hinge

Page 178

Aluminum Hinge

Page 179

Concealed Hinge

Page 179

Door Handles

Page 180

Steel Door Handles

Page 180

Bridge Handle

Page 180

Deluxe Door Handle

Page 181

Die-Cast Aluminum Door Lock

Page 181

Safety Machine Handle

Page 181

Door System Handle

Page 182

Tube For Door System Handle

Page 182

Grabber Door Catch

Page 183

Grabber Door Catch Mounting Plates

Page 183

Deluxe Double Ball Catch

Page 184

Double Ball Catch

Page 184

Magnetic Door Catch

Page 185

Magnetic Door Catch Bracket

Page 185

Nylon Magnetic Catch

Page 186

Angle Bracket For Magnetic Catch

Page 186

Nylon Ball Catch

Page 187

Angle Bracket For Ball Catch

Page 187

Door Stop With EPDM Damper

Page 188

Door Stop With Magnetic Catch

Page 188

Slam Latch

Page 189

Emergency Opener For Slam Latch

Page 189

Twin Slam Latch Compact

Page 190

Slam Latch Pro-E

Page 190

90° Deadbolt Latch

Page 191

HDPE Panels

Page 192

Alucobond Panels

Page 192

Alumalite Panels

Page 192

Plastic Panels

Page 193

PVC Coated Wire Mesh

Page 193

Door Slide Tracks

Page 195

Panel Stiffener

Page 195

Panel Stiffener With Handle

Page 196

Economy Plastic Panel Gasket

Page 196

Sealing Strip

Page 196

Deluxe Plastic Panel Gasket

Page 197

Rubber Panel Gasket

Page 197

Pictorial Table of Contents

Economy T-Slot Covers

Page 197

T-Slot Covers

Page 198

T-Slot Cover Profile

Page 198

Reduction Profile

Page 199

Slide Rail

Page 199

Clamping Spring

Page 199

Wire Mesh Clamping Plate

Page 200

Panel Mount Block

Page 200

Panel Mount With Square Nut

Page 201

Plastic Panel Mount Block With Square Nut

Page 201

Panel Mount Bracket

Page 202

Panel Retainer

Page 202

Mesh Panel Retainer

Page 203

Double Panel Retainer

Page 204

Double Mesh Panel Retainer

Page 204

Folding Door Element Set

Page 205

Top Mount Bifold Door Hanger Assembly

Page 206

Top Mount Bifold Door Hanger Profile

Page 206

Trolley Set

Page 207

Sliding Door Glide Set

Page 207

Tool Hangers

Page 208

Pressure Manifold Plates

Page 209

Replacement Gaskets & O-Rings

Page 209

Threaded Stem Swivel Casters

Page 210

Furniture Style Casters

Page 210

Flange Mount Casters

Page 211

Triangular Top Plate Casters

Page 211

Deluxe Flange Mount Casters

Page 212

Flange Mount Caster Base Plate

Page 212

Heavy Duty Flange Mount Casters

Page 213

Heavy Duty Flange Mount Caster Base Plate

Page 213

Leveling Casters

Page 214

Leveling Caster Base Plate

Page 214

Roller Wheels

Page 215

Threaded Stem For Swivel Feet

Page 216

Nylon Base For Swivel Feet

Page 216

Nylon Base For Swivel Feet With Bolt Down Holes

Page 217

Die-Cast Zinc Base For Swivel Feet

Page 217

Trapezoid Base For Swivel Feet

Page 218

Extended Base For Swivel Feet

Page 218

Stainless Steel Base For Swivel Feet

Page 218

Stainless Steel Base With Bolt Down Holes

Page 219

Large Base Glides

Page 220

Leveling Feet

Page 220

Economy Anti-Vibration Mount

Page 221

Deluxe Leveling Feet

Page 221

Economy Leveling Feet

Page 222

Adjustable Leveling Feet

Page 222

2 Hole Base Plates

Page 223

Base Plates

Page 223

Economy Floor Mount Base Plates

Page 224

Standard Floor Mount Base Plates

Page 225

Floor Bracket

Page 225

Adjustable Floor Bracket

Page 226

Pictorial Table of Contents

Black Steel Feet



Page 226

Foot Console



Page 227

Aluminum Floor Mount Bracket



Page 228

Steel Floor Mount Bracket



Page 228

Clip Cable Binder



Page 229

Cable & Tube Clip



Page 229

Laminated Table Tops



Page 229

Cable & Tube Clip 1/4 Turn



Page 230

Cable Mount Block 1/4 Turn



Page 230

Tube & Wire Clamp



Page 231

Sensor Mounting Block



Page 231

Roller Element Screw-On



Page 232

Roller Element Clip-Fix



Page 232

Gravity Roller Mounting Block



Page 233

Backlock Catch



Page 233

Telescoping Leg Assembly



Page 234

Dyna-Lift Base Model



Page 234

Heavy Duty Dyna-Lift



Page 235

External Aluminum Extrusion Mount



Page 235

End Caps



Page 236

Snap-In Endcaps



Page 236

Cup or Tool Holder



Page 237

Grab Tray



Page 237

Slatwall Panel



Page 238

Label Clip



Page 238

Glass Panel Clamp



Page 239

Glass Corner Connector



Page 239

Monitor Mount



Page 240

6

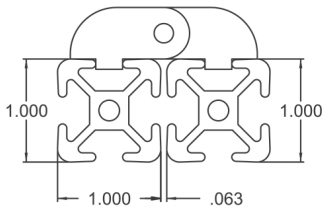

10 Series

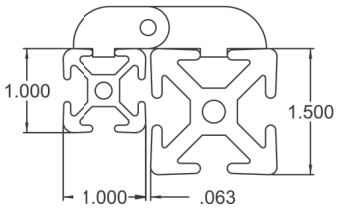

10 to 15 Series

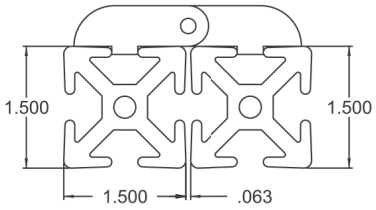

15 Series

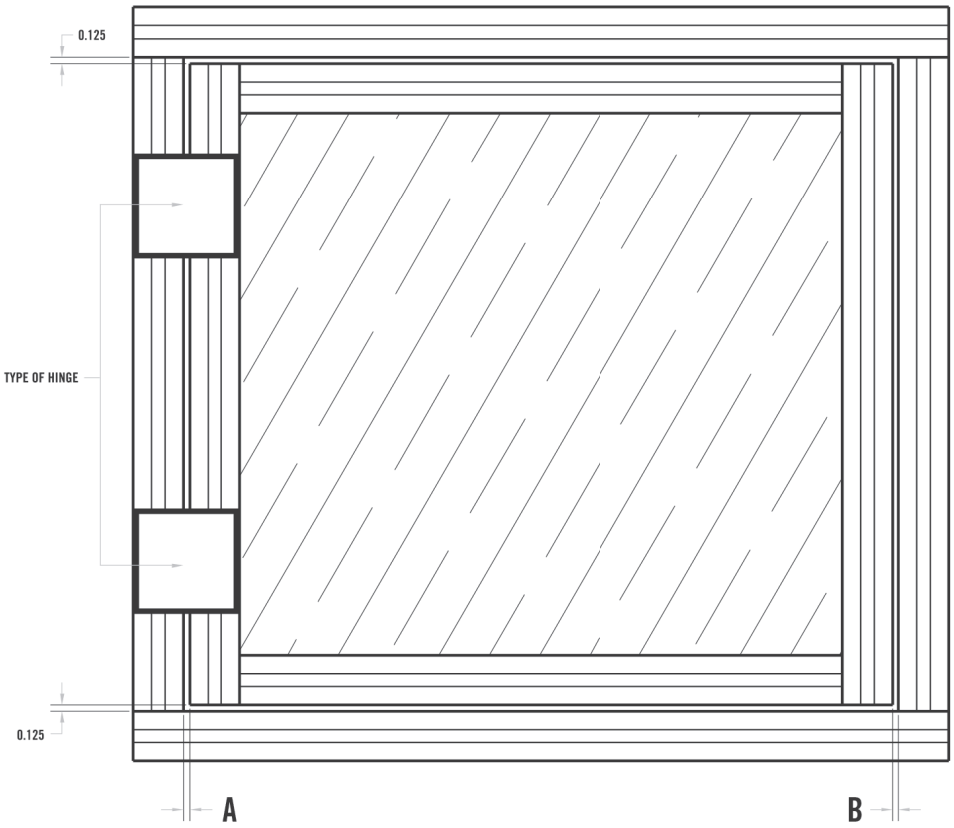

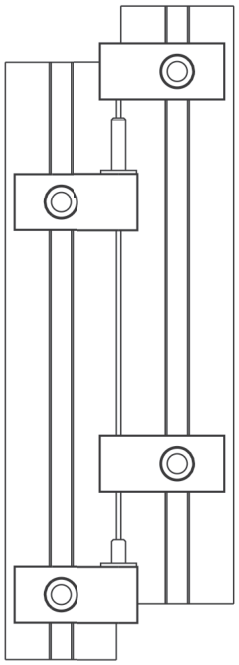

HINGE TYPE	DIMENSION A	DIMENSION B
15 S Lift Off Hinge Assembly	.063"	.187"
10 S Lift Off Hinge Assembly	.063"	.187"
10 S to 15 S Lift Off Hinge Assembly	.063"	.187"
15 S Aluminum Hinge (655082)	.125"	.125"
10 S Aluminum Hinge (655083)	.063"	.187"
10 S to 15 S Aluminum Hinge (655081)	.125"	.125"

** Note: For all doors, make the door .25" smaller in height and width than the door frame.*

Lift Off Hinges

F = Fractional M = Metric



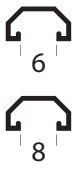

- Easily connects t-slot constructed frames and doors to t-slot profiles
- No machining required

Part #	Series	Description	A	B	C	D	E	F	G	H	J	K
H20731	10	Right Hand Long Pin	.750	.375	.377	.250	.750	10-32	.500	.250	1.156	.529
H20741	10	Left Hand Long Pin	.750	.375	.377	.250	.750	10-32	.500	.250	1.156	.529
H20751	10	Right Hand Short Pin	.750	.375	.377	.250	.360	1/4-20	.500	.250	1.655	.780
H20761	10	Left Hand Short Pin	.750	.375	.377	.250	.360	1/4-20	.500	.250	1.655	.780
H20771	10	Section w/Bushing	.750	.375	.377	.250	n/a	10-32	.500	.250	1.156	.529
H20781	10	Hinge w/Two Pins	.750	.375	.377	.250	.750	10-32	.500	.250	1.156	.529
H20932	15	Right Hand Long Pin	.750	.375	.625	.250	.750	10-32	.500	.250	1.156	.529
H20942	15	Left Hand Long Pin	.750	.375	.625	.250	.750	10-32	.500	.250	1.156	.529
H20952	15	Right Hand Short Pin	.750	.375	.625	.250	.360	1/4-20	.500	.250	1.655	.780
H20962	15	Left Hand Short Pin	.750	.375	.625	.250	.360	1/4-20	.500	.250	1.655	.780
H20972	15	Section w/Bushing	.750	.375	.625	.250	n/a	1/4-20	.500	.250	1.655	.780
H20982	15	Hinge w/Two Pins	.750	.375	.625	.250	.750	1/4-20	.500	.250	1.655	.780

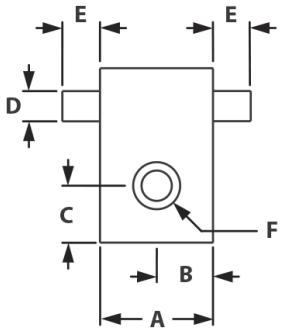

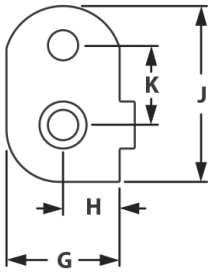

Lift Off Hinge Assemblies

Assembly Part Number	Individual Part #											
	10 Series						15 Series					
	H20731	H20741	H20751	H20761	H20771	H20781	H20932	H20942	H20952	H20962	H20972	H20982
H20641	1		1		2							
H20651		1		1	2							
H20661			1	1	1							
H21042							1		1		2	
H21052								1		1	2	
H21062									1	1	1	
Transition Hinges												
H21018					2		1		1			
H21028					2			1		1		
H21038					1				1	1		

4 Hole Plastic Lift Off Hinges

F = Fractional M = Metric





- Connects lightweight panels and doors to t-slot profile
- Fiberglass reinforced nylon
- Right or left hand options

Part #	Series	Description	A	B	C	D	E	F	G	H
H121041	10	Right Hand	2.046	1.023	.590	1.102	1.890	.260	.551	.354
H121011	10	Left Hand	2.046	1.023	.590	1.102	1.890	.260	.551	.354
H121222	15	Right Hand w/Long Pin	2.794	1.397	.787	1.102	1.890	.260	.551	.354
H121192	15	Left Hand w/Long Pin	2.794	1.397	.787	1.102	1.890	.260	.551	.354
H121109	30	Left Hand	59mm	29.5mm	17.5mm	28mm	48mm	6.6mm	9mm	6.6mm
H121119	30	Left Hand	59mm	29.5mm	17.5mm	28mm	48mm	6.6mm	9mm	6.6mm
H121139	30	Right Hand	59mm	29.5mm	17.5mm	28mm	48mm	6.6mm	9mm	6.6mm
H121149	30	Right Hand	59mm	29.5mm	17.5mm	28mm	48mm	6.6mm	9mm	6.6mm
H121313	40	Right Hand Lift Off	77mm	38.5mm	22.5mm	28mm	48mm	6.6mm	14mm	9mm
H121283	40	Left Hand Lift Off	77mm	38.5mm	22.5mm	28mm	48mm	6.6mm	14mm	9mm
H121376	45	Left Hand Lift Off	87mm	43.5mm	25mm	28mm	48mm	6.6mm	9mm	6.6mm
H121396	45	Left Hand Lift Off	87mm	43.5mm	25mm	28mm	48mm	6.6mm	9mm	6.6mm
H121406	45	Right Hand Lift Off	87mm	43.5mm	25mm	28mm	48mm	6.6mm	9mm	6.6mm
H121426	45	Right Hand Lift Off	87mm	43.5mm	25mm	28mm	48mm	6.6mm	9mm	6.6mm

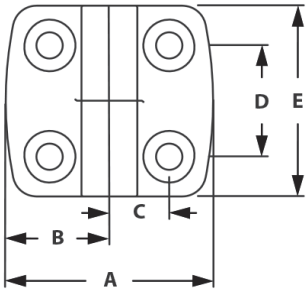

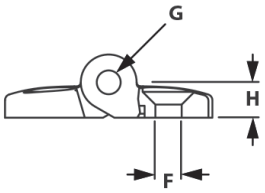

RECOMMENDED ASSEMBLY

Part #	Qty	Description	Use For
FC35850M	4	M6 x 14mm FHSCS & Drop-In T-Nut	10S, 15S, 30S, 40S
FC35870M	4	M6 x 18mm FHSCS & Drop-In T-Nut	45S

Heavy Duty Hinges

F = Fractional M = Metric





- Heavy duty design
- Non-detachable
- For panels and profiles

Part #	Series	A	B	C	D	E	F	G	H	J
H121705PP	30	3mm	10.6mm	6.7mm	62mm	96mm	35mm	58mm	8mm	16mm
H121713PP	15/40	3mm	10.6mm	6.7mm	62mm	96mm	40mm	68mm	8mm	16mm
H121726PP	45	3mm	10.6mm	6.7mm	62mm	96mm	45mm	78mm	8mm	16mm

New *

RECOMMENDED BOLT TO EXTRUSION ASSEMBLY

Part #	Qty	Description	Use For
FC36060M	4	M6 x 16mm BHSCS & Z-Nut	H121705
FC36070M	4	M6 x 18mm BHSCS & Z-Nut	H121713
FC34820M	4	M6 x 18mm BHSCS & Z-Nut	H121726

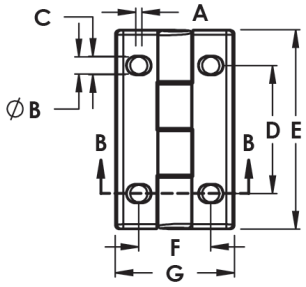

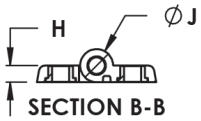

4 Hole Standard Plastic Hinge

F = Fractional M = Metric

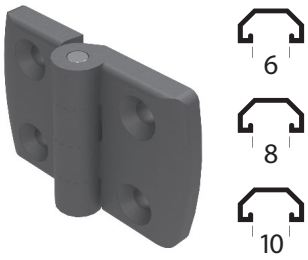

Part #	Series	Description	A	B	C	D	E	F	G
H120981	10	Heavy Duty Plastic Hinge	.046	1.023	1.023	.590	.590	1.102	1.890
H121162	15	Heavy Duty Plastic Hinge	2.794	1.397	1.397	.787	.787	1.102	1.890
H121075	30	Heavy Duty Plastic Hinge	59mm	29.5mm	29.5mm	17.5mm	17.5mm	28mm	48mm
H121085	30	Heavy Duty Plastic Hinge	59mm	29.5mm	29.5mm	17.5mm	17.5mm	28mm	48mm
H121346	45	Heavy Duty Plastic Hinge	87mm	43.5mm	43.5mm	25mm	25mm	28mm	48mm
H121369	45	Heavy Duty Plastic Hinge	87mm	43.5mm	43.5mm	25mm	25mm	28mm	48mm

- Connects lightweight panels and doors to t-slot profile
- Fiberglass reinforced nylon

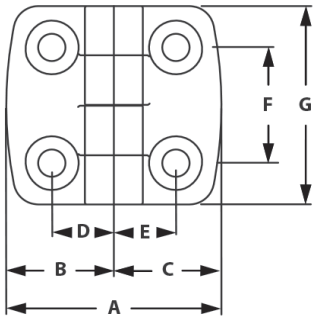

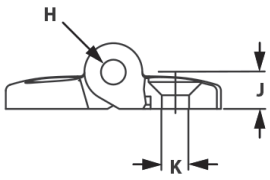

H	J	K
.236	.354	.260
.236	.354	.260
.236	8.9mm	6.6mm
.236	8.9mm	6.6mm
.236	8.9mm	6.6mm
.236	8.9mm	6.6mm

RECOMMENDED ASSEMBLY

Part #	Qty	Description	Use For
FC34190	4	1/4-20 x 1/2" FHSCS & Drop-In T-Nut	H120981
FC34090	4	1/4-20 x 5/8" FHSCS & Drop-In T-Nut	H121162
FC35850	4	M6 x 14mm FHSCS & Drop-In T-Nut	H121075
FC35850	4	M6 x 14mm FHSCS & Drop-In T-Nut	H121085
FC35850	4	M6 x 14mm FHSCS & Drop-In T-Nut	H121346
FC35870	4	M6 x 18mm FHSCS & Drop-In T-Nut	H121366

6

Adjustable Plastic Hinge

F = Fractional M = Metric



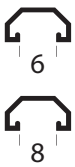

Part #	Series	Description	A	B	C	D	E	F	G	H	J	K
H20811	10	Black Adjustable Hinge	1.44	.169	.125	1.00	.500	.720	.197	.500	.230	.270
H20802	15	Black Adjustable Hinge	2.25	2.50	1.88	1.50	.750	1.125	.270	.770	.200	.410

RECOMMENDED BOLT TO EXTRUSION ASSEMBLY

Part #	Qty	Description	Use For
FC34180	4	1/4-20 x 5/8 BHSCS & Drop-In T-Nut	H20811
FC34830	4	8-32 x 3/8 BHSCS & Drop-In T-Nut	H20802

RECOMMENDED BOLT TO 1/4" PANEL ASSEMBLY

Part #	Qty	Description	Use For
FC34180	4	1/4-20 x 5/8 BHSCS & Drop-In T-Nut	H20811
FC34830	4	8-32 x 3/8 BHSCS & Drop-In T-Nut	H20802

- Adjustable tension hinge
- Connects lightweight panels and doors to t-slot profile
- Economical and durable

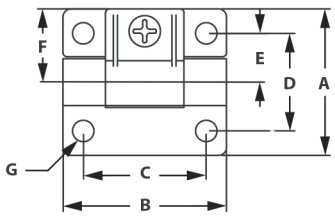

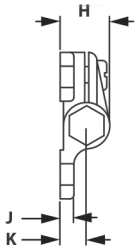

4 Hole Slotted Zinc Hinge

F = Fractional M = Metric





Part #	Series	A	B	C	D	E	F	G	H	J	K	L	M
H120896	45	40mm	53mm	24mm	26.5mm	40mm	13mm	8.3mm	9.8mm	10mm	4.5mm	14mm	8mm

RECOMMENDED BOLT TO EXTRUSION ASSEMBLY

Part #	Qty	Description	Use For
FC131320M	4	M8 x 20mm SHCS & Z-Nut	H140896

RECOMMENDED BOLT TO 1/4" PANEL ASSEMBLY

Part #	Qty	Description	Use For
F83200M	4	M8 x 20mm BSHCS	H140896
F80650M	4	M8 Hex Nut	H140896
F60420M	4	Washer	H140896

- Connects panels and doors to t-slot profile
- Die-cast powder coated zinc black

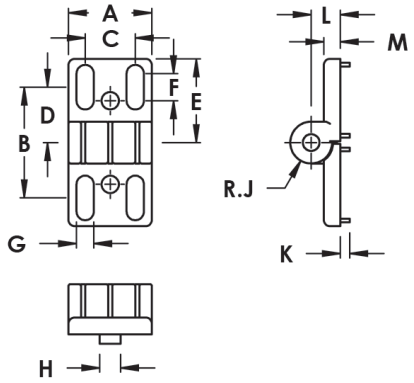

2 Hole Standard Plastic Hinge

F = Fractional M = Metric





Part #	Series	A	B	C	D	E	F	G	H	J	K
H122525	30	35mm	40mm	20mm	6.5mm	30mm	15mm	8mm	6.5mm	8.5mm	8.5mm
H122523	30	35mm	40mm	20mm	6.5mm	30mm	15mm	8mm	6.5mm	8.5mm	8.5mm
H122526	45	50mm	40mm	20mm	6.5mm	45mm	25mm	8mm	10mm	8.5mm	8.5mm

RECOMMENDED HINGE TO T-SLOT ASSEMBLY

Part #	Qty	Description	Use For
FC35880M	2	M6 x 20mm FHSCS & Drop-In T-Nut	H122525
FC35880M	2	M6 x 20mm FHSCS & Drop-In T-Nut	H122523
FC35880M	2	M6 x 20mm FHSCS & Drop-In T-Nut	H122526

RECOMMENDED BOLT TO 1/4" PANEL ASSEMBLY

Part #	Qty	Description	Use For
FC35880M	2	M6 x 20mm FHSCS & Drop-In T-Nut	H122525
FC35880M	2	M6 x 20mm FHSCS & Drop-In T-Nut	H122523
FC35880M	2	M6 x 20mm FHSCS & Drop-In T-Nut	H122526

- Connects lightweight panels and doors to t-slot profile
- Fiberglass reinforced nylon

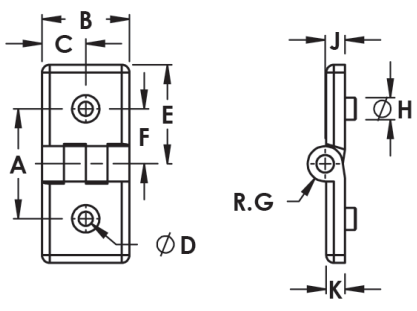

4 Hole Detent Plastic Hinge

F = Fractional M = Metric





Part #	Series	A	B	C	D	E	F	G	H	J	K	L	M
H121629	30	35.5mm	36mm	56mm	18mm	27mm	10mm	6.4mm	29mm	63mm	8mm	8mm	20mm
H121649	30	35.5mm	36mm	56mm	18mm	27mm	10mm	6.4mm	29mm	63mm	8mm	8mm	20mm

- Connects lightweight panels and doors to t-slot profile
- Fiberglass reinforced nylon
- Includes snap cover

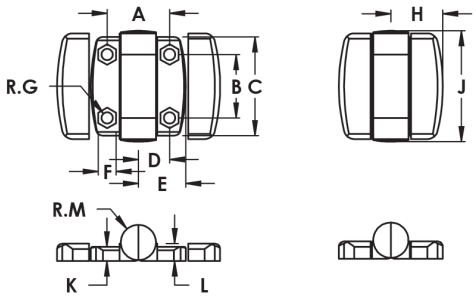

RECOMMENDED HINGE TO T-SLOT ASSEMBLY

Part #	Qty	Description	Use For
FC35990M	4	M6 x 10mm BHSCS & Drop-In T-Nut	H121629
FC35990M	4	M6 x 10mm BHSCS & Drop-In T-Nut	H121649

RECOMMENDED HINGE TO 6MM PANEL ASSEMBLY

Part #	Qty	Description	Use For
FC36030M	4	M6 x 14mm BHSCS, Hex Nut & Washer	H121629
FC36030M	4	M6 x 14mm BHSCS, Hex Nut & Washer	H121649

6

4 Hole Detent Positioning Hinge

F = Fractional M = Metric





Part #	Series	A	B	C	D	E	F	G	H	J	K	L	M
H123269	15/40	45.5mm	36mm	56mm	22.7mm	36.75mm	10mm	6.4mm	36.7mm	63mm	8mm	8mm	10mm
H123279	15/40	45.5mm	36mm	56mm	22.7mm	36.75mm	10mm	6.4mm	36.7mm	63mm	8mm	8mm	10mm
H123229	30	35.5mm	36mm	56mm	18mm	27mm	10mm	6.4mm	27.5mm	63mm	8mm	8mm	10mm

- Holds doors at 0, 85 or 175 degrees
- Connects lightweight panels and doors to t-slot profile
- Includes snap cover for appearance

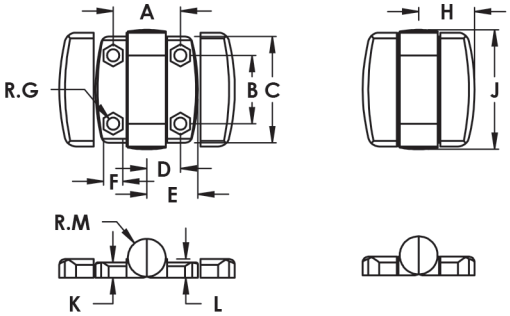

RECOMMENDED HINGE TO T-SLOT ASSEMBLY

Part #	Qty	Description	Use For
FC36220	4	M6 x 14mm HSCS & Drop-In T-Nut	H123269
FC36220	4	M6 x 14mm HSCS & Drop-In T-Nut	H123279
FC35990M	4	M6 x 10mm BHSCS & Drop-In T-Nut	H123229

RECOMMENDED HINGE TO 6MM PANEL ASSEMBLY

Part #	Qty	Description	Use For
FC36050M	4	M6 x 18mm BHSCS, Hex Nut & Washer	H123269
FC36050M	4	M6 x 18mm BHSCS, Hex Nut & Washer	H123279
FC36030M	4	M6 x 14mm BHSCS, Hex Nut & Washer	H123229

4 Hole Constant Friction Hinge

F = Fractional M = Metric



6

Part #	Series	Description	A	B	C	D	E	F	G	H	J
H120809	10	Black Aluminum Hinge	38mm	17.8mm	40mm	28mm	14mm	13mm	4.5mm	10mm	3mm

RECOMMENDED BOLT TO EXTRUSION ASSEMBLY

Part #	Qty	Description	Use For
FC35560	4	M4 x 10mm SHCS & Drop-In T-nut	H120809

RECOMMENDED BOLT TO 1/4" PANEL ASSEMBLY

Part #	Qty	Description	Use For
FC35580	4	M4 x 16mm SHCS & Hex Nut	H120809

- Connects t-slot to panels and doors
- Holds panels and doors open at variable angles

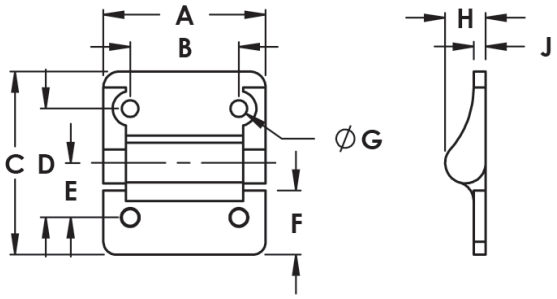

6

Standard Hinge - Powder Coated

F = Fractional M = Metric



8

Part #	Series	Description	A	B	C	D	E	F	G	H
H120625	30	Black Powder Coated Hinge	60mm	36mm	36mm	30mm	18mm	8.3mm	8mm	8mm

RECOMMENDED BOLT TO EXTRUSION ASSEMBLY

Part #	Qty	Description	Use For
FC35850M	4	M6 x 14mm FHSCS & Z-Nut	H120625

RECOMMENDED BOLT TO 1/4" PANEL ASSEMBLY

Part #	Qty	Description	Use For
FC36180M	4	M8 x 16mm FHSCS & Drop In T-Nut	H120625

- Connects t-slot profiles to panels and doors
- Economy zinc powder coated
- Higher strength hinge

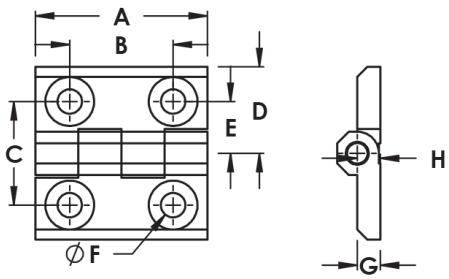

4 Hole Slotted Hinge W/ Locking Lever

F = Fractional M = Metric



Part #	Series	A	B	C	D	E	F	G	H	J	K	L
H120856	45	81mm	69mm	40mm	24mm	53mm	8.3mm	13mm	105mm	40mm	14mm	8mm
H120879	45	81mm	69mm	40mm	24mm	53mm	8.3mm	13mm	105mm	40mm	14mm	8mm

- Connects t-slot profiles to panels and doors
- Lockable hinge position

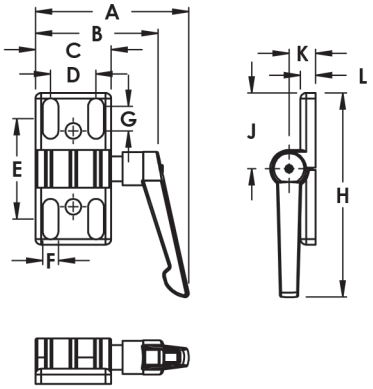

RECOMMENDED BOLT TO EXTRUSION ASSEMBLY

Part #	Qty	Description	Use For
FC131320M	4	M8 x 20mm SHCS & Z-Nut	H120856
FC131320M	4	M8 x 20mm SHCS & Z-Nut	H120879

RECOMMENDED BOLT TO 1/4" PANEL ASSEMBLY

Part #	Qty	Description	Use For
F83200M	4	M8 x 20mm BSHCS & Drop In T-Nut	H120856
F83200M	4	M8 x 20mm BSHCS & Drop In T-Nut	H120879

6

Universal Door Hinge

F = Fractional M = Metric

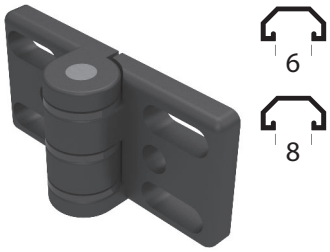

Part #	Series	Description	A	B	C	D	E	F	G	H	J	K
H120849	10 or 15	Universal Die Cast Hinge	1.575	.327	.787	.512	.327	.950	3.15	.315	.787	.552

- Connects t-slot profiles to panels and doors
- Zinc powder coated
- Slotted holes for adjustment

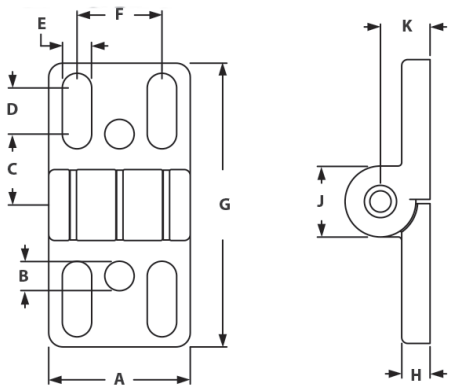

RECOMMENDED ASSEMBLY (10S)

Part #	Qty	Description	Use For
F30630	4	1/4-20 x 5/8" BHSCS & Economy T-Nut	H120849
F33820	4	1/4-20 x 5/8" BHSCS & Economy T-Nut	H120849
F63160M	4	M6 x 16mm BHSCS & Economy T-Nut	H120849
F1961ZM	4	M6 x 16mm BHSCS & Economy T-Nut	H120849

RECOMMENDED ASSEMBLY (15S)

Part #	Qty	Description	Use For
F34660	4	5/16-18 x 3/4" SHCS & Economy T-Nut	H120849
F85200M	4	M8 x 20mm SHCS & Economy T-Nut	H120849
F1981ZM	4	M8 x 20mm SHCS & Economy T-Nut	H120849

Transition Hinge

F = Fractional M = Metric



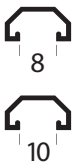

Part #	Series	Type	A	B	C	D	E	F	G	H	J	L
H120648	30 to 45	Powder Coated	50mm	38mm	25mm	30mm	28mm	15mm	M6 FHSCS	6mm	63mm	6mm
H120658	30 to 45	Stainless Steel	50mm	38mm	25mm	30mm	28mm	15mm	M6 FHSCS	6mm	63mm	6mm

- Connects t-slot profiles to doors or another profile
- Zinc powder coated or stainless
- Transition from 30 to 45 series

RECOMMENDED BOLT TO EXTRUSION ASSEMBLY

Part #	Qty	Description	Use For
FC3585	4	M6 x 14mm FHSCS & Drop In T-Nut	30S
FC3587	4	M6 x 18mm FHSCS & Drop In T-Nut	45S

RECOMMENDED BOLT TO 1/4" PANEL ASSEMBLY

Part #	Qty	Description	Use For
F67180M	4	M6 x 18mm FHSCS	H120648
F60410M	4	M6 Flat Washer (Black)	H120658
F60650M	4	M6 x 1.0 Hex Nut (Black)	

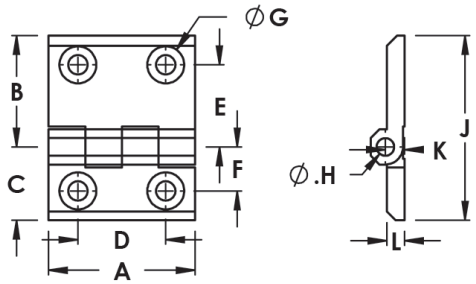

6

Standard Hinge - Stainless Steel

F = Fractional M = Metric





Part #	Series	Description	A	B	C	D	E	F	G
H120941	10	Stainless Steel Hinge	50mm	30mm	30mm	25mm	15mm	6.3mm	6.5mm
H120965	30	Stainless Steel Hinge	60mm	36mm	36mm	30mm	18mm	8.3mm	8mm

- Connects t-slot profiles to panels and doors
- Stainless steel
- Higher strength hinge

RECOMMENDED BOLT TO EXTRUSION ASSEMBLY

Part #	Qty	Description	Use For
FC36390M	4	M6 x 30mm Drop-in T-stud W/ Flanged Hex	H120941
FC35850M	4	M6 x 14mm FHSCS & Z-Nut	H120965

RECOMMENDED BOLT TO 1/4" PANEL ASSEMBLY

Part #	Qty	Description	Use For
F67180M	4	M6 x 18mm FHSCS	H120941
F60410M	4	M6 Flat Washer (Black)	H120965
F60650M	4	M6 x 1.0 Hex Nut (Black)	

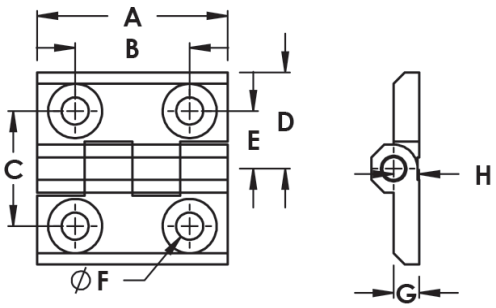

Aluminum Hinge

F = Fractional M = Metric

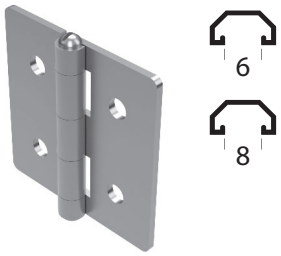

Part #	Series	Description	A	B	C	D	E	F	G	H	J
H20861	10	Aluminum Hinge	2.00	2.00	.469	.500	.257	1.00	1.67	.078	.167
H20848	10 to 15	Aluminum Transition Hinge	2.50	3.00	.750	.750	.328	1.00	.250	.125	.250
H20852	15	Aluminum Hinge	3.00	3.00	.686	7.50	.328	1.50	.250	.125	.250

- Connects t-slot profiles to lightweight panels and doors or other t-slots
- Corrosion resistant

RECOMMENDED BOLT TO EXTRUSION ASSEMBLY

Part #	Qty	Description	Use For
FC33860	4	1/4-20 x .375" FBHSCS & Economy T-Nut	H20861
FC33190	2	5/16-18 x .500" FBHSCS & Economy T-Nut	H20848
FC33190	2	5/16-18 x .500" FBHSCS & Economy T-Nut	H20852
FC33860	2	1/4-20 x .375 FBHSCS & Economy T-Nut	H20848

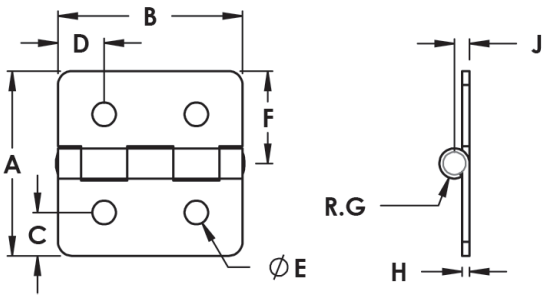

Concealed Hinge

F = Fractional M = Metric

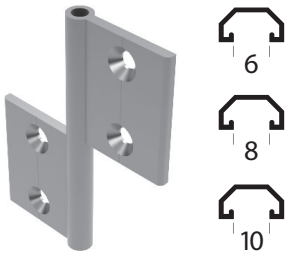

Part #	Series	Description	A	B	C	D	E	F	G	H
H23251	10	Aluminum Hinge	1.102	.689	3.976	1.181	1.969	.394	.252	.157
H23272	15	Aluminum Hinge	1.654	.984	3.976	1.181	1.969	.394	.252	.157
H23265	30	Aluminum Hinge	1.260	.768	3.976	1.181	1.969	.394	.252	.157
H23273	40	Aluminum Hinge	1.654	.984	3.976	1.181	1.969	.394	.252	.157
H23286	45	Aluminum Hinge	1.850	1.063	3.976	1.181	1.969	.394	.252	.157

New *

- Mounts to inside of door
- Hidden when door is closed
- Anodized aluminum

RECOMMENDED FASTENERS

Part #	Qty	Description	Use For
FC35410M	4	M6 x 10mm FSHCS & Economy T-Nut	H23251
FC36080M	4	M6 x 14mm FSHCS & Economy T-Nut	H23272
FC36090M	4	M6 x 12mm FSHCS & Economy T-Nut	H23265
FC36080M	4	M6 x 14mm FSHCS & Economy T-Nut	H23273
FC36100M	4	M6 x 16mm FSHCS & Z-Nut	H23286

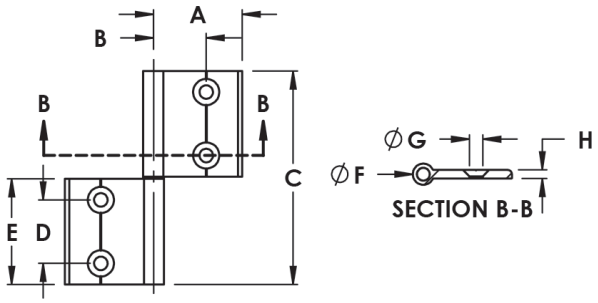

Door Handles

U = Universal F = Fractional M = Metric





- Mounts to t-slot or a plastic panel
- Durable glass filled nylon

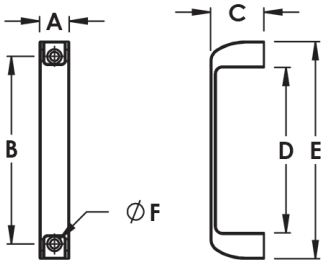

Part #	Series	Description	A	B	C	D	E	F
H20621	10, 15, 30, 40, 45	Small Black Plastic Handle	.827	3.681	1.417	2.953	4.409	1/4
H20619	10, 15, 30, 40, 45	Medium Black Plastic Handle	1.024	4.606	1.614	3.779	5.472	5/16
H20609	10, 15, 30, 40, 45	Large Black Plastic Handle	1.012	7.047	1.969	6.181	8.189	5/16

RECOMMENDED BOLT TO EXTRUSION ASSEMBLY

Part #	Qty	Description	Use For
FC34920	2	1/4-20 x .500" SHCS & Economy T-Nut	H20621
FC34550	2	5/16-18 x .75" SHCS & Economy T-Nut	H20619
FC34550	2	5/16-18 x .75" SHCS & Economy T-Nut	H20609

RECOMMENDED BOLT TO 1/4" PANEL ASSEMBLY

Part #	Qty	Description	Use For
FC33150	2	1/4-20 x .875" SHCS & Washer & Hex Nut	H20621
FC34730	2	5/16-18 x 1" SHCS & Washer & Hex Nut	H20619
FC34730	2	5/16-18 x 1" SHCS & Washer & Hex Nut	H20609

6

Steel Door Handles

U = Universal F = Fractional M = Metric





- Mounts directly to a plastic panel
- Mounting hardware included

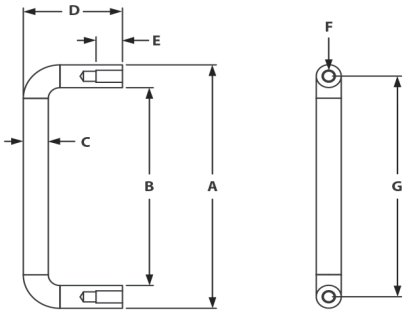

Part #	Series	Description	A	B	C	D	E	F	G
H20709	10, 15, 30, 40, 45	Steel Door Handle	3.30	2.68	.310	1.23	.500	8-32 x .500	3.00

FASTENERS INCLUDED

Part #	Qty	Description	Use For
F30240	2	8-32 x 1/2" BHSCS	H20709

Bridge Handle

U = Universal F = Fractional M = Metric



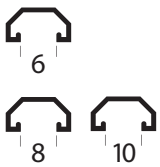

- Mounts directly to a t-slot profile
- Mounting hardware included

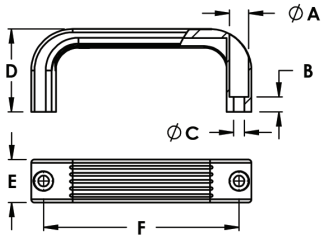

Part #	Series	Description	A	B	C	D	E	F
H29639PP	10, 15, 30, 40, 45	Medium Strap Handle	11.5mm	9mm	6.5mm	50mm	26mm	118mm
H29629PP	10, 15, 30, 40, 45	Large Strap Handle	11.5mm	9mm	6.5mm	58mm	26mm	179mm

FASTENERS INCLUDED

Part #	Qty	Description	Use For
FC36110M	2	M6 x 16mm SHCS & Economy T-Nut	10S
FC36120M	2	M6 x 20mm SHCS & Economy T-Nut	15S
FC36140M	2	M6 x 16mm SHCS & Economy T-Nut	30S
FC36120M	2	M6 x 20mm SHCS & Economy T-Nut	40S
FC35970M	2	M6 x 20mm SHCS & Z-Nut	45S

Deluxe Door Handle

U = Universal F = Fractional M = Metric



Part #	Series	Description	A	B	C	D	E	F	G	H
H20559	15, 40, 45	Non-Locking Door Latch*	3.313	2.25	.750	1.969	3.00	.620	.750	.313
H20639	15, 40, 45	Locking Door Latch W/ Key*	3.313	2.25	.750	1.969	3.00	.620	.750	.313

*Milling Required: M75039

FASTENERS INCLUDED

Part #	Qty	Description	Use For
F30220	2	10-32 x 1/2" FHSCS	H20559
F30220	2	10-32 x 1/2" FHSCS	H20639

- Corrosion resistant chrome finish
- Mounting hardware included
- Milling service M75039 required

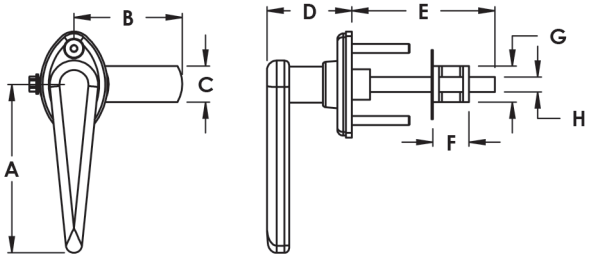

6

Die-Cast Aluminum Door Lock

U = Universal F = Fractional M = Metric



Part #	Series	Description	A	B	C	D	E	F	G
H29549	15, 40, 45	Unique Key	72mm	29mm	95mm	35mm	66mm	37mm	25mm
H29559	15, 40, 45	Universal Key	72mm	29mm	95mm	35mm	66mm	37mm	25mm

New *

***FASTENERS INCLUDED**

- Die-cast aluminum
- Mounting hardware included
- 15, 40 and 45 series

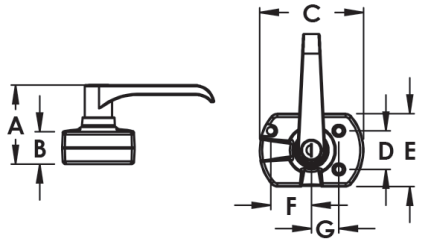

Safety Machine Handle

U = Universal F = Fractional M = Metric



Part #	Series	A	B	C	D	E	F	G	H
H120009	15, 40, 45	198mm	240mm	19mm	100mm	8.8mm	80mm	12.5mm	38mm

RECOMMENDED FASTENERS

Part #	Qty	Description	Use For
FC36210M	2	M8 x 16mm SHCS & Economy T-Nut	H12006
FC36230M	2	M8 x 16mm SHCS & Drop In T-Nut	H12006

- Reinforced nylon
- Mounts to t-slot profile
- 15, 40 and 45 series

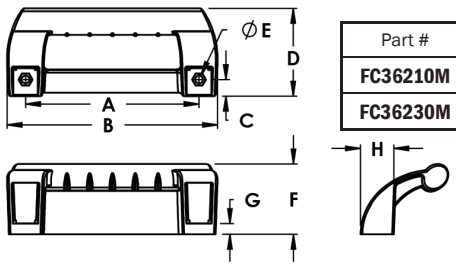

Door System Handle

U = Universal F = Fractional M = Metric



Part #	Series	Description	A	B	C	D	E	F	G	H	J
H320019PP	15, 40, 45	Door System Handle Set	38mm	36mm	20mm	28.1mm	105mm	75mm	20.4mm	18mm	8.2mm
H320029	15, 40, 45	End Cover Caps Set									



- Reinforced nylon
- For use with Steel Kwik Tubes below
- 15, 40 and 45 series

RECOMMENDED FASTENERS

Part #	Qty	Description	Use For
FC36340M	1	M8 x 18mm SHCS & Economy T-Nut	15S
FC36340M	1	M8 x 18mm SHCS & Economy T-Nut	40S
FC36260M	1	M8 x 18mm SHCS & Z-Nut	45S

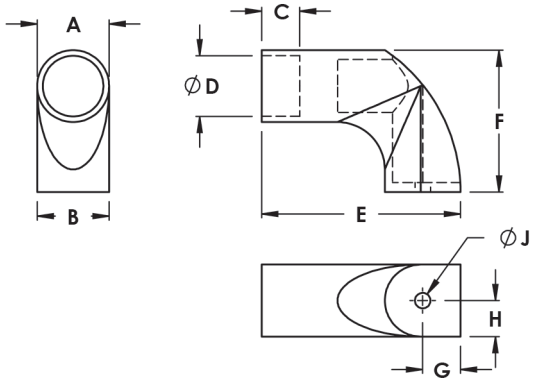

6

Tubes For Door System Handle

U = Universal F = Fractional M = Metric



- Steel - many colors available
- For use with Door System Handle part H320019PP
- 15, 40 and 45 series

Part #	Description
KTW	1mm Wall Steel Kwik Tube D28 - White
KTI	1mm Wall Steel Kwik Tube D28 - Ivory
KTB	1mm Wall Steel Kwik Tube D28 - Blue
KTBL	1mm Wall Steel Kwik Tube D28 - Black
KTR	1mm Wall Steel Kwik Tube D28 - Red
KTESD	1mm Wall Steel Kwik Tube D28 - Black ESD
KTS	1mm Wall Steel Kwik Tube D28 - Stainless

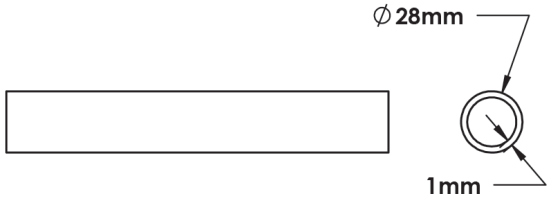

Grabber™ Door Catch

U = Universal F = Fractional M = Metric



6
8

Part #	Series	Description	A	B	C	D	E	F	G	H	J	K	L	M
H20699	10, 15, 40	3 Lbs Pull Force Catch	1.90	1.11	.570	1.60	.320	.540	.150	.810	2.80	.300	2.00	2.20
H20889	10, 15, 40	5 Lbs Pull Force Catch	1.90	1.11	.570	1.60	.320	.540	.150	.810	2.80	.300	2.00	2.20
H21259	10, 15, 40	10 Lbs Pull Force Catch	1.90	1.11	.570	1.60	.320	.540	.150	.810	2.80	.300	2.00	2.20

- Creates a push to close - pull to open latch
- Used with Grabber Door Catch mounting plate part number H21239
- 10, 15 and 40 series

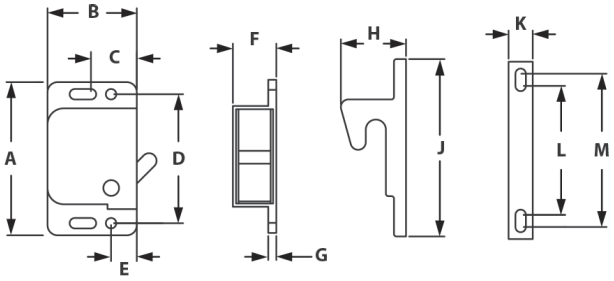

6

Grabber™ Door Catch Mounting Plates

U = Universal F = Fractional M = Metric



6
8

Part #	Series	A	B	C	D	E	F	G	H	J	K	L
H21239	10, 15, 40	3.00	2.50	2.25	1.50	.625	.605	#6-32	.705	.257	.605	.250

- Used with Grabber Door Catch part numbers H20699, H20889, H21259
- 10, 15 and 40 series

RECOMMENDED FASTENERS

Part #	Qty	Description	Use For
FC33710	2	Economy T-Nut Kit	10S
FC33720	2	Drop-In T-Nut Kit	10S
FC34810	2	Drop-In T-Nut Kit	15S
FC33210	2	Economy T-Nut Kit	15S
FC34810	2	Drop-In T-Nut Kit	40S
FC33210	2	Economy T-Nut Kit	40S

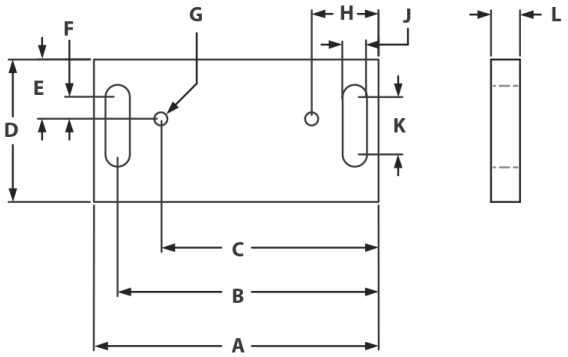

(800) 817-0617

Deluxe Double Ball Catch

U = Universal F = Fractional M = Metric



6

8

Part #	Series	A	B	C	D	E	F	G	H
H21349	15, 30, 40, 45	.472	.512	2.283	.598	1.181	2.693	.713	1.583

- Aluminum tension ball latch
- Striker can enter from front or side
- 15, 30, 40 and 45 series
- Attaches to a t-slot with hardware included

INCLUDED FASTENERS

Part #	Qty	Description	Use For
F33420	4	1/4-20 x 1/2" FBHSCS	**15, 30, 40**
F33820	4	Slide In Economy T-Nut	**15, 30, 40**

RECOMMENDED FASTENERS

Part #	Qty	Description	Use For
F13129	4	Standard Drop In T-Nut	**45S**
F63160	4	M6 x 16mm BHSCS & Drop In T-Nut	**45S**

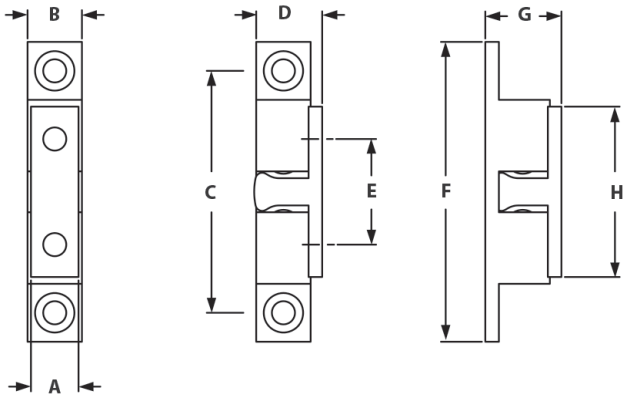

6

Double Ball Catch

F = Fractional M = Metric



8

Part #	Series	A	B	C	D	E	F	G	H	J	K
H120199	15, 30, 40, 45	57mm	5.44mm	37mm	17mm	5.44mm	19.5mm	22.87mm	73.9mm	76mm	7mm

- Reinforced nylon
- 15, 30, 40 and 45 series
- Stainless steel ball springs

RECOMMENDED FASTENERS

Part #	Qty	Description	Use For
FC33240	4	10-32 x .75" SHCS Washer & Drop-In T-Nut	**15S**
FC34830M	2	M5 x 16mm SHCS Washer & Drop-In T-Nut	**30S**
FC34830M	4	M5 x 16mm SHCS Washer & Drop-In T-Nut	**40S**
FC34810M	2	M5 x 20mm SHCS Washer & Drop-In T-Nut	**45S**

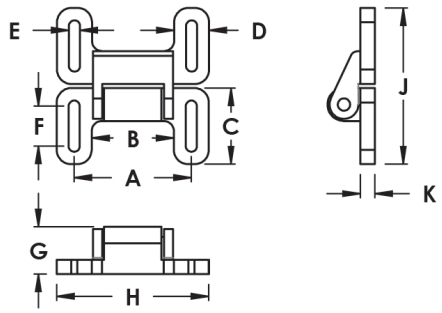

Magnetic Door Catch

U = Universal F = Fractional M = Metric



6

8

Part #	Series	A	B	C	D	E	F	G	H	J	K
H20909	10, 15, 30, 40	2.060	1.67	1.22	.135	.275	1.172	1.13	.770	.910	.710

INCLUDED FASTENERS

Part #	Qty	Description	Use For
F30050	2	8-32 x 3/8" BHSCS	H20909
F32750	2	Slide In T-Nut	H20909

- Lightweight latch 12lb pull
- Latches light doors or plastic panels
- Attaches to a t-slot with hardware included
- 10, 15, 30 and 40 series

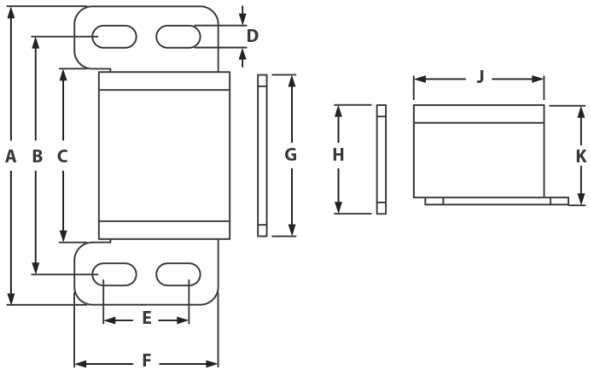

6

Magnetic Door Catch Bracket

U = Universal F = Fractional M = Metric



6

8

Part #	Series	Description	A	B	C	D	E	F	G	H
H27459	10, 15, 40	Magnetic Door Catch w/ Fasteners	2.00	1.00	.170	.375	8-32	.500	1.00	.250

INCLUDED FASTENERS

Part #	Qty	Description	Use For
F32580	2	Washer	H27459
F30620	2	1/4-20 x .500" SHCS	H27459
F33820	2	1/4-20 Slide In Economy T-Nut	H27459

- Attaches to t-slot profile
- Hardware included
- 10, 15 and 40 series

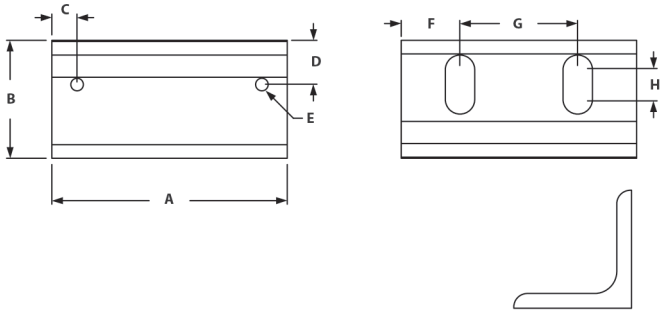

Nylon Magnetic Door Catch

F = Fractional M = Metric





Part #	Series	Description	A	B	C	D	E	F	G	H
H44869	10, 15, 40	Black Nylon Door Catch	1.102	.795	.532	.255	.600	M5 x 0.8	1.570	.393

- Attaches to t-slot profile
- Reinforced nylon
- 10, 15 and 40 series

RECOMMENDED BOLT ASSEMBLY

Part #	Qty	Description	Use For
FC34930	2	1/4-20 x .625" SHCS & Slide In T-Nut	10S
FC33040	2	1/4-20 x .750" SHCS & Slide In T-Nut	15S
FC35960M	2	M6 x 18mm SHCS & Drop-In T-Nut	40S

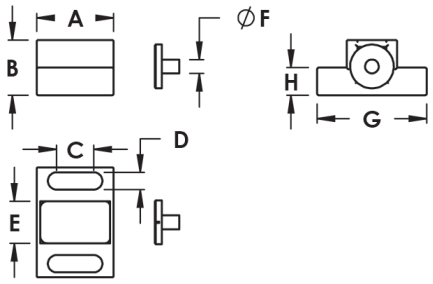

6

Angle Bracket For Magnetic Door Catch

F = Fractional M = Metric



Part #	Series	A	B	C	D	E	F	G	H	J	K	L
H29649PP	10, 15, 30, 40, 45	5.5mm	19mm	6.2mm	43mm	30mm	34mm	6.2mm	5.5mm	35mm	3mm	50mm

New *

- Attaches to t-slot profile
- 10, 15, 30, 40 and 45 series

RECOMMENDED BOLT ASSEMBLY

Part #	Qty	Description	Use For
FC35200M	2	M6 x 10mm SHCS & Economy T-Nut	10S
FC36220M	2	M6 x 14mm SHCS & Economy T-Nut	15S
FC36310M	2	M6 x 10mm SHCS & Economy T-Nut	30S
FC36220M	2	M6 x 14mm SHCS & Economy T-Nut	40S
FC35940M	2	M6 x 14mm SHCS & Z-Nut	45S

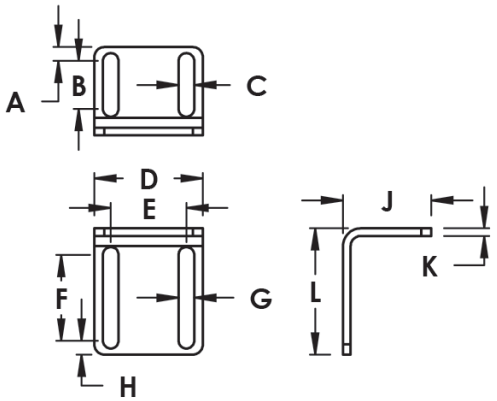

Nylon Ball Catch

U = Universal F = Fractional M = Metric





Part #	Series	A	B	C	D	E	F	G	H	J	K	L	M	N	P
H44879	10, 15, 30, 40	1.89	1.457	1.102	.630	.236	.512	1.11	.472	.087	M8 x 1.25	.984	.787	.394	.335

- Reinforced nylon
- Attaches to plastic panels
- Zinc plated steel ball catch
- 10, 15, 30 and 40 series

RECOMMENDED BOLT ASSEMBLY

Part #	Qty	Description	Use For
FC34930	2	1/4-20 x .625" SHCS & Slide In T-Nut	10S
FC33040	2	1/4-20 x .750" SHCS & Slide In T-Nut	15S
FC35960M	2	M6 x 18mm SHCS & Drop-In T-Nut	40S

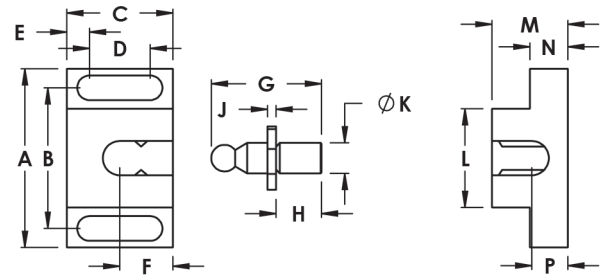

6

Angle Bracket For Ball Catch

U = Universal F = Fractional M = Metric



Part #	Series	A	B	C	D	E	F	G	H	J	K	L
H29659PP	10, 15, 30, 40, 45	5.5mm	19mm	6.2mm	50mm	37mm	34mm	6.2mm	5.5mm	35mm	3mm	50mm

New *

- Attaches to t-slot profile
- Use with ball catch part number H44879
- 10, 15, 30, 40 and 45 series

RECOMMENDED BOLT ASSEMBLY

Part #	Qty	Description	Use For
FC35200M	2	M6 x 10mm SHCS & Economy T-Nut	10S
FC36220M	2	M6 x 14mm SHCS & Economy T-Nut	15S
FC36310M	2	M6 x 10mm SHCS & Economy T-Nut	30S
FC36220M	2	M6 x 14mm SHCS & Economy T-Nut	40S
FC35940M	2	M6 x 14mm SHCS & Z-Nut	45S

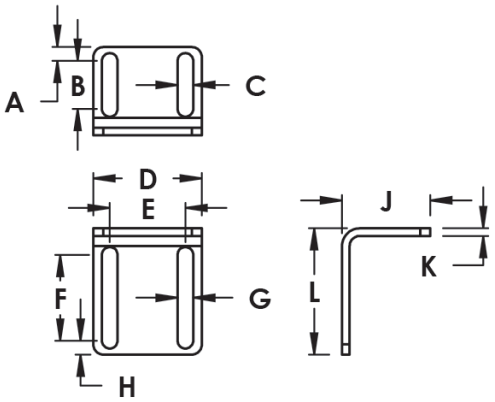

Door Stop With EPDM Damper

U = Universal F = Fractional M = Metric

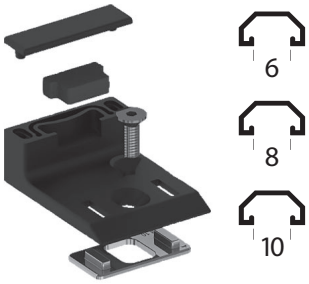

- Prevents door from swinging to far into frame
- EPDM damper for a soft close

Part #	Series	A	B	C	D	E	F	G	H
H29669PP	15, 40, 45	M5	40mm	53.5mm	20/22.5	8/10	19mm	M5	4.5mm

New *

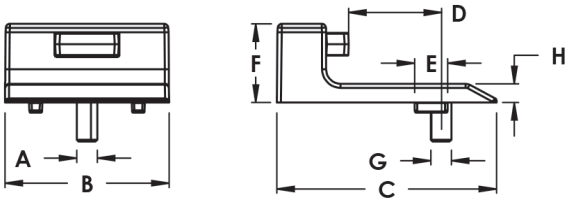

6

Door Stop With Magnetic Catch

U = Universal F = Fractional M = Metric



- Prevents door from swinging to far into frame
- Held in place with magnetic catch

Part #	Series	A	B	C	D	E	F	G	H	J	K
H29679PP	15, 40, 45	M5	15mm	5mm	40mm	2.5mm	19mm	8/10	4.5mm	M5	53.5mm

New *

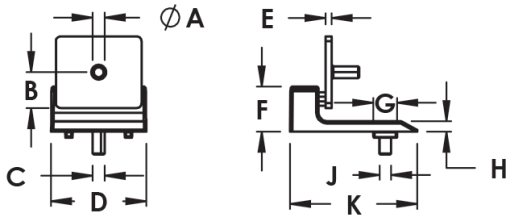

Slam Latch

U = Universal F = Fractional M = Metric



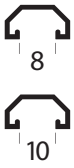

Part #	Series	Description	A	B	C	D	E	F
H120909	15, 30, 40, 45	Slam Latch w/Alike Key	56mm	30mm	26mm	44.4mm	77.8mm	30mm
H120919	15, 30, 40, 45	Slam Latch w/Different Key	56mm	30mm	26mm	44.4mm	77.8mm	30mm
H120929	15, 30, 40, 45	Slam Latch w/o Key	56mm	30mm	26mm	44.4mm	77.8mm	30mm

G	H	J	K	L
69mm	48mm	20mm	35mm	38mm
69mm	48mm	20mm	35mm	38mm
69mm	48mm	20mm	35mm	38mm

- Die cast aluminum
- Mounts to front of t-slot or door
- Safe against dissambly when locked
- No machining required

RECOMMENDED FASTENERS

Part #	Qty	Description	Use For
FC35950M	4	M6 x 16mm SHCS & Drop In Z-Nut	15S
FC35950M	4	M6 x 16mm SHCS & Drop In Z-Nut	30S
FC35950M	4	M6 x 16mm SHCS & Drop In Z-Nut	40S
FC35790M	4	M6 x 16mm SHCS & Drop In Z-Nut	45S

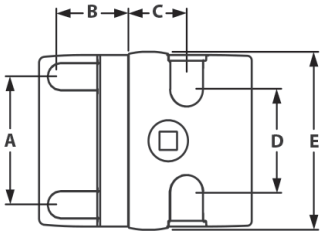

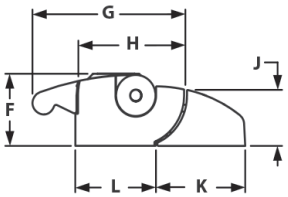

6

Emergency Opener For Slam Latch

U = Universal F = Fractional M = Metric



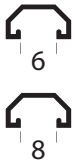

Part #	Series	A	B	C	D	E	F
H120039	10, 15, 30, 40, 45	32mm	50mm	15mm	48mm-63mm	45mm	60mm

G	H	J	K	L	M
27.4mm	12mm	55mm	27.5mm	22mm	6.4mm

- Rear side emergency release for slam latch
- No machining required
- Fiberglass reinforced plastic body

RECOMMENDED FASTENERS

Part #	Qty	Description	Use For
F65200M	2	M6 x 20mm SHCS	H120039

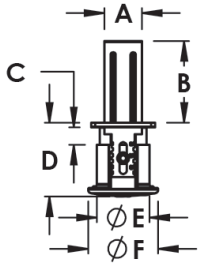

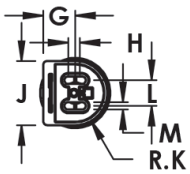

Twin Slam Latch Compact

U = Universal F = Fractional M = Metric

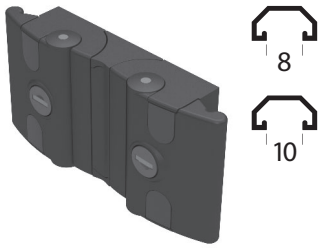

Part #	Series	Description	A	B	C	D	E
H120919DD	15, 30, 40, 45	Universal Key	56mm	78mm	69mm	46-48mm	8/10
H120929DD	15, 30, 40, 45	Unique Key	56mm	78mm	69mm	46-48mm	8/10

New *

F	G	H	J	K	L
40mm	24.5mm	31.5mm	1-3mm	56-58mm	76-78mm
40mm	24.5mm	31.5mm	1-3mm	56-58mm	76-78mm

- Provides selective door access by use of a single post
- Black powder coated aluminum

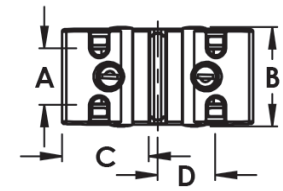

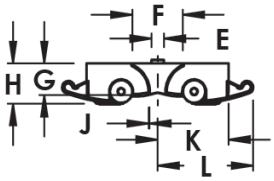

RECOMMENDED FASTENERS

Part #	Qty	Description	Use For
FC35950M	6	M6 x 16mm SHCS & Drop In Z-Nut	**15S**
FC35950M	6	M6 x 16mm SHCS & Drop In Z-Nut	**30S**
FC35950M	6	M6 x 16mm SHCS & Drop In Z-Nut	**40S**
FC35790M	6	M6 x 16mm SHCS & Drop In Z-Nut	**45S**

6

Slam Latch Pro-e

U = Universal F = Fractional M = Metric

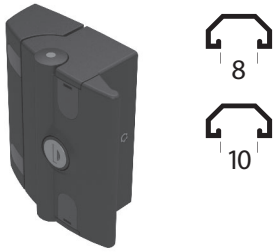

Part #	Series	Description	A	B	C	D	E	F	G
H120919PE	15, 30, 40, 45	Universal Key	M12 x 1	78mm	71.5mm	12mm	68mm	66mm	107mm

New *

H	J	K	L	M	N	P	Q
18mm	10mm	36mm	46mm	40mm	5mm	38mm	58mm

- Handle with interlocking module
- Proven transponder coded technology
- Provides best possible protection against tampering

RECOMMENDED FASTENERS

Part #	Qty	Description	Use For
F65350M	4	M6 x 35mm SHCS	**H120919PE**

RECOMMENDED BOLT ASSEMBLY

Part #	Qty	Description	Use For
F63160M	4	M6 x 16mm BHSCS	**H120919PE**

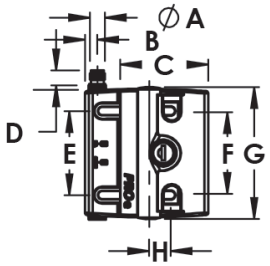

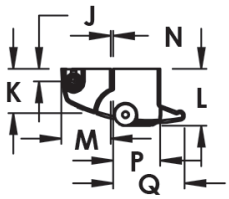

90° Deadbolt Latch

U = Universal F = Fractional M = Metric



- Strong, corrosion resistant aluminum
- Stainless steel main bolt
- 90 degree handle prevents snagging
- Hardware included

Part #	Series	A	B	C	D	E	F	G	H	J
H21079	10, 15. 30, 40, 45	2.50	.259	1.50	1.00	1.50	1.00	1.062	.625	.187

INCLUDED FASTENERS

Part #	Qty	Description	Use For
F30620	4	1/4-20 x 1/2 SHCS & Slide In T-Nut	H21079

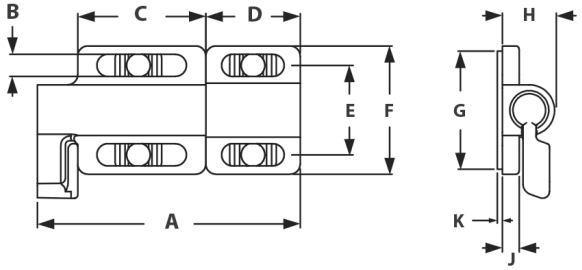

HDPE Panels

U = Universal F = Fractional M = Metric



- Strong high density polyethylene
- Corrosion resistant
- Warp resistant
- Chemical and impact resistant
- 6 colors to choose from
- Easily machined

Part #	Description	Thickness	Sheet Size
H26519	Black HDPE Panel	6mm	4' x 8'
H26529	Black HDPE Panel	4.5mm	4' x 8'
H26539	White HDPE Panel	6mm	4' x 8'
H26549	White HDPE Panel	4.5mm	4' x 8'
H26559	Gray HDPE Panel	6mm	4' x 8'
H26569	Gray HDPE Panel	4.5mm	4' x 8'
H26579	Yellow HDPE Panel	6mm	4' x 8'
H26589	Yellow HDPE Panel	4.5mm	4' x 8'
H26669	Blue HDPE Panel	6mm	4' x 8'
H26679	Blue HDPE Panel	4.5mm	4' x 8'
H26689	Red HDPE Panel	6mm	4' x 8'
H26699	Red HDPE Panel	4.5mm	4' x 8'

6

Alucobond® Panels

U = Universal F = Fractional M = Metric

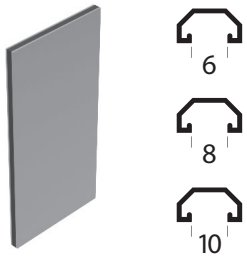

- Aluminum composite panel
- 1/2 the weight of aluminum
- Impact and weather resistant
- Stable up to 175 degrees Fahrenheit
- Used in workstations, guarding, and enclosures

Part #	Description	Thickness	Sheet Size
H26509	Platinum Alucobond Panel	6mm	48" x 120"

Alumalite® Panels

U = Universal F = Fractional M = Metric

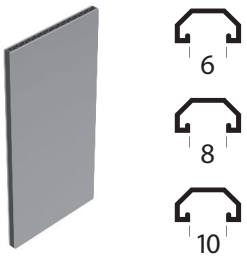

- Lite aluminum composite panel
- Weather resistant
- Stable up to 175 degrees Fahrenheit
- Commonly used in Signs, displays and enclosures

Part #	Description	Thickness	Sheet Size
H26339	Blue Alumalite Panel	6mm	4' x 8'
H26349	Red Alumalite Panel	6mm	4' x 8'
H26359	Silver Alumalite Panel	6mm	4' x 8'
H26369	Yellow Alumalite Panel	6mm	4' x 8'

Plastic Panels

U = Universal F = Fractional M = Metric





ACRYLIC PANELS
- High optical clarity and weather resistant
- Stable up to 180 degrees Fahrenheit
- Used in displays, signs and furniture

POLYCARBONATE PANELS
- 30 times stronger than acrylic
- Durable and impact resistant
- Stable up to 240 degrees Fahrenheit
- Ideal for industrial applications

HDPE PANELS
- Strong and corrosion resistant
- Impact and chemical resistant
- Used in workstations, guarding, storage and enclosures

HAIRCELL ABS PANELS
- Cost effective
- One smooth side and one textured
- Stable up to 180 degrees Fahrenheit
- Used in workstations, furniture, displays and partitions

EXPANDED PVC PANELS
- Lightweight and cost effective
- Chemical and weather resistant
- Stable up to 140 degrees Fahrenheit
- Used in displays, exhibits and signage

Part #	Description	Thickness	Sheet Size
H26019	1/4" Clear Acrylic	0.236	4' x 8'
H26029	3/16" Clear Acrylic	0.177	4' x 8'
H26039	1/4" White Acrylic	0.236	4' x 8'
H26049	3/16" White Acrylic	0.177	4' x 8'
H26059	1/4" Black Acrylic	0.236	4' x 8'
H26069	3/16" Black Acrylic	0.177	4' x 8'
H26079	1/4" Bronze Acrylic	0.236	4' x 8'
H26089	3/16" Bronze Acrylic	0.177	4' x 8'
H26099	1/4" Clear Polycarbonate	0.236	4' x 8'
H26109	3/16" Clear Polycarbonate	0.177	4' x 8'
H26119	1/4" Bronze Polycarbonate	0.236	4' x 8'
H26129	3/16" Bronze Polycarbonate	0.177	4' x 8'
H26299	1/4" Gray Polycarbonate	0.236	4' x 8'
H26309	3/16" Gray Polycarbonate	0.177	4' x 8'
H26519	6mm Black HDPE	0.236	4' x 8'
H26669	6mm Blue HDPE	0.236	4' x 8'
H26689	1/4" Red HDPE	0.236	4' x 8'
H26139	1/4" Black Haircell ABS	0.236	4' x 8'
H26149	3/6" Black Haircell ABS	0.177	4' x 8'
H26159	6mm White Expanded PVC	6mm	4' x 8'
H26169	3mm White Expanded PVC	3mm	4' x 8'
H26179	6mm Black Expanded PVC	6mm	4' x 8'
H26189	3mm Black Expanded PVC	3mm	4' x 8'
H26199	6mm Red Expanded PVC	6mm	4' x 8'
H26209	3mm Red Expanded PVC	3mm	4' x 8'
H26219	6mm Blue Expanded PVC	6mm	4' x 8'
H26229	3mm Blue Expanded PVC	3mm	4' x 8'
H26239	6mm Gray Expanded PVC	6mm	4' x 8'
H26249	3mm Gray Expanded PVC	3mm	4' x 8'
H26319	6mm Yellow Expanded PVC	6mm	4' x 8'
H26329	3mm Yellow Expanded PVC	3mm	4' x 8'

PVC Coated Wire Mesh

U = Universal F = Fractional M = Metric





- Used in enclosures and machine guarding applications
- Impact Resistant
- Provides visibility and ventilation
- Cost-effective

Part #	Description	Thickness	Wire Gauge
H24749	1/2" x 1/2" Black PVC Coated	.14"	16
H24759	1/2" x 1/2" Yellow PVC Coated	.14"	16
H24729	1" x 1" Black PVC Coated	.21"	12
H24739	1" x 1" Yellow PVC Coated	.21"	12

Area Calculation Matrix

U = Universal F = Fractional M = Metric

How to use the Matrix:

- Round both length and width dimensions up to the next 6" increment.
- Find the length and width along the top and side area calculation matrix.
- Find the area in square feet at the intersection of the length and width matrix.

Width

Length	6"	12"	18"	24"	30"	36"	42"	48"	54"	60"
6"	0.25	0.50	0.75	1.00	1.25	1.50	1.75	2.00	2.25	2.50
12"	0.50	1.00	1.50	2.00	2.50	3.00	3.50	4.00	4.50	5.00
18"	0.75	1.50	2.25	3.00	3.75	4.50	5.25	6.00	6.75	7.50
24"	1.00	2.00	3.00	4.00	5.00	6.00	7.00	8.00	9.00	10.00
30"	1.25	2.50	3.75	5.00	6.25	7.50	8.75	10.00	11.25	12.50
36"	1.50	3.00	4.50	6.00	7.50	9.00	10.50	12.00	13.50	15.00
42"	1.75	3.50	5.25	7.00	8.75	10.50	12.25	14.00	15.75	17.50
48"	2.00	4.00	6.00	8.00	10.00	12.00	14.00	16.00	18.00	20.00
54"	2.25	4.50	6.75	9.00	11.25	13.50	15.75	18.00	20.25	22.50
60"	2.50	5.00	7.50	10.00	12.50	15.00	17.50	20.00	22.50	25.00
66"	2.75	5.50	8.25	11.00	13.75	16.50	19.25	22.00	24.75	27.50
72"	3.00	6.00	9.00	12.00	15.00	18.00	21.00	24.00	27.00	30.00
78"	3.25	6.50	9.75	13.00	16.25	19.50	22.75	26.00	29.25	32.50
84"	3.50	7.00	10.75	14.00	17.50	21.00	24.50	28.00	31.50	35.00
90"	3.75	7.50	11.25	15.00	18.75	22.50	26.25	30.00	33.75	37.50
96"	4.00	8.00	12.00	16.00	20.00	24.00	28.00	32.00	36.00	40.00
102"	4.25	8.50	12.75	17.00	21.25	25.50	29.75	34.00	38.25	42.50
108"	4.50	9.00	13.50	18.00	22.50	27.00	31.50	36.00	40.50	45.00

Door Slide Track

U = Universal F = Fractional M = Metric



Part #	Series	Description	A	B	C	D
P22119	10	Upper Door Slide Track	.062	.688	.281	.750
P22219	10	Lower Door Slide Track	.092	.438	.281	.750
P22109	15/30	Upper Door Slide Track	.075	.650	.275	1.125
P22209	15/30	Lower Door Slide Track	.169	.400	.275	1.125

- Snaps into t-slot framing for sliding door applications
- Panels snap in after frame assembly
- Cut to length available

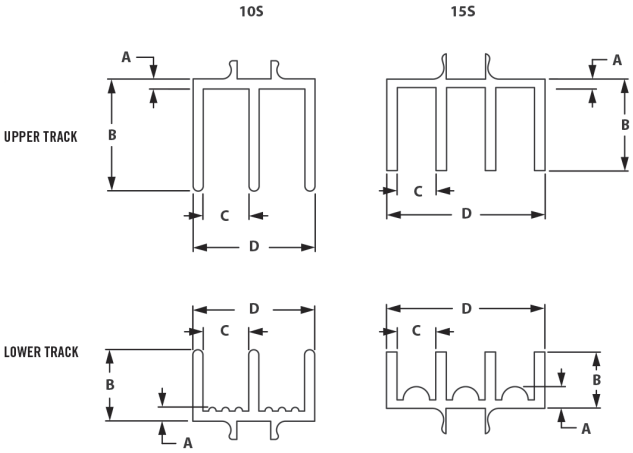

Panel Stiffener

U = Universal F = Fractional M = Metric



Part #	Description	A	B	C	D	E
H24249	72" Aluminum Panel Stiffener	.182	.710	.600	.245	.417

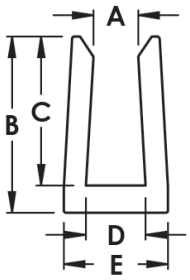

- Easily taps onto a panel to add rigidity
- Used with .250 panels
- Cut to length available

Panel Stiffener With Handle

F = Fractional M = Metric

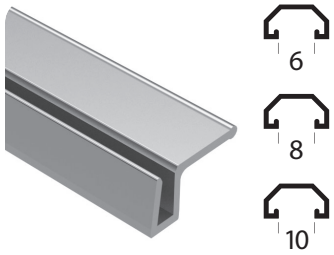

Part #	A	B	C	D	E	F
H24299	.182	.600	.710	.245	.420	.953

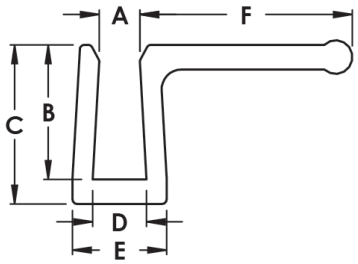

- Easily taps onto a panel to add rigidity
- Added handle for easy lifting
- Used with .250 panels
- Cut to length available

Economy Plastic Panel Gasket

F = Fractional M = Metric

6



Part #	Series	Description	A	B	C
H21201	10	96" in length, will accommodate 3/16" panels	.250	.300	.230
H21202	15	96" in length, will accommodate 1/4" panels	.327	.469	.260

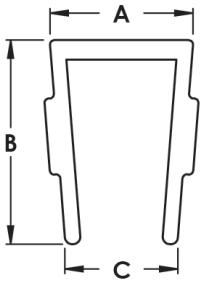

- High density polyethylene
- Recesses into t-slot to secure panel
- 10 and 15 Series

Sealing Strip

U = Universal F = Fractional M = Metric



Part #	Series	A	B	C	D
H20475PP	30/30	6.5mm	4-8mm	8	21.5mm
H20486PP	30/45	6.5mm	4-8mm	10	14mm
H20496PP	45/45	6.5mm	4-8mm	10	29mm

New *

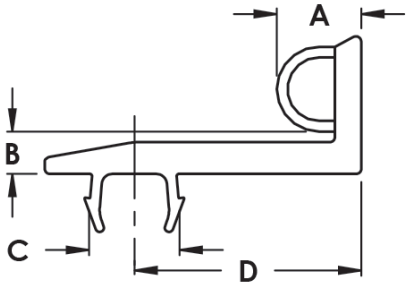

- Plastic PVC + TPE, Slot 8, Slot 10
- To close doors sealed, flush and non see through
- Sealing lip covers door gap

Deluxe Plastic Panel Gasket

F = Fractional M = Metric



- Stocked in 96" lengths, yellow and natural stocked in 2M lengths
- 10S will accommodate 3/16" and 1/4" panels
- 15S will accommodate 1/8" and 3/16" panels
- 30 and 45 series sold in standard length of 2M (78.74")

Part #	Series	Description	A	B	C	D	E
H56401	10	Deluxe Plastic Panel Gasket Black	7.3mm	6mm	9mm	2.1mm	2.5mm
H56412	15	Deluxe Plastic Panel Gasket Black	9.4mm	8mm	12mm	3mm	4mm
H57602	15	Deluxe Plastic Panel Gasket Yellow	9.4mm	8mm	12mm	3mm	4mm
H57612	15	Deluxe Plastic Panel Gasket Natural	9.4mm	8mm	12mm	3mm	4mm
H141935	30	Deluxe Plastic Panel Gasket Black	10.2mm	8mm	8.5mm	2mm	2mm
H120136	45	Deluxe Plastic Panel Gasket Black	10mm	10mm	13mm	4mm	8mm

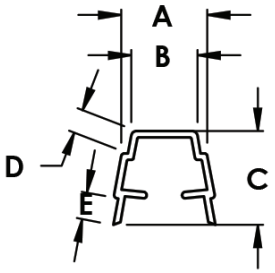

6

Rubber Panel Gasket

F = Fractional M = Metric



- Stocked in 96" lengths
- 10S will accommodate 3/16" panels
- 15S will accommodate 1/4" panels

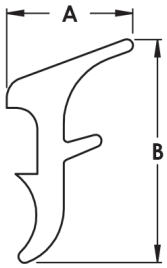

Part #	Series	Description	A	B
H21161	10	Will accommodate 3/16" panels	.208	.362
H21152	15	Will accommodate 1/4" panels	.311	.547
H21155	30	Will accommodate 1/4" panels	7.9mm	13.89mm
H141606	45	Will accommodate 1/4" panels	11.13mm	19.4mm

Economy T-Slot Covers

F = Fractional M = Metric



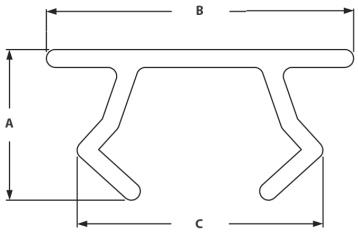

Part #	Series	Description	Length	A	B	C
H28222	30	Safety Yellow T-Slot Cover	1841.50mm/72.5	.282	.505	.416
H28232	30	Black T-Slot Cover	1841.50mm/72.5	.282	.505	.416
H28242	30	Gray T-Slot Cover	1841.50mm/72.5	.282	.505	.416
H28252	30	Red T-Slot Cover	1841.50mm/72.5	.282	.505	.416
H28262	30	Blue T-Slot Cover	1841.50mm/72.5	.282	.505	.416
H141076	45	Black T-Slot Cover	2000.00mm/78.7	7.37mm	11.61mm	11.58mm
H141086	45	Yellow T-Slot Cover	2000.00mm/78.7	7.37mm	11.61mm	11.58mm
H141106	45	Gray T-Slot Cover	2000.00mm/78.7	7.37mm	11.61mm	11.58mm
H141216	45	Blue T-Slot Cover	2000.00mm/78.7	7.37mm	11.61mm	11.58mm
H141236	45	Red T-Slot Cover	2000.00mm/78.7	7.37mm	11.61mm	11.58mm

(800) 817-0617

T-Slot Covers

U = Universal F = Fractional M = Metric



Part #	Series	Description	A	B	C
H28191	10	Yellow T-Slot Cover	.211	.430	.313
H28201	10	Black T-Slot Cover	.211	.430	.313
H28211	10	Gray T-Slot Cover	.211	.430	.313
H28222	15	Yellow T-Slot Cover	.282	.505	.416
H28232	15	Black T-Slot Cover	.282	.505	.416
H28242	15	Gray T-Slot Cover	.282	.505	.416

- Covers t-slot to keep dust and dirt out
- Covers wires and tubes in t-slot
- Stocked in 72.5" lengths

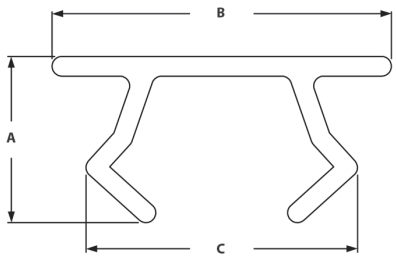

6

T-Slot Cover Profile

U = Universal F = Fractional M = Metric



Part #	Series	Description	Length	A	B	C	D	E
H120062	15, 40	T-Slot Cover Profile	Sold By Foot	5.03mm	31.09mm	13.59mm		11.99mm

- Plastic NBR
- Used to cover aluminum profiles
- Can be used as an anti-slip stair tread

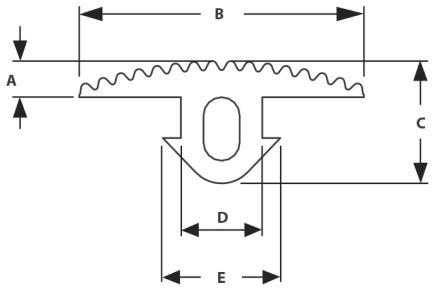

Reduction Profile

U = Universal F = Fractional M = Metric





Part #	Series	Description	A	B	C	D	E
H116046PP	45	Will accommodate 4-6mm panels	10mm	4mm	8mm	13mm	0.8mm

New *

***Sold per meter**

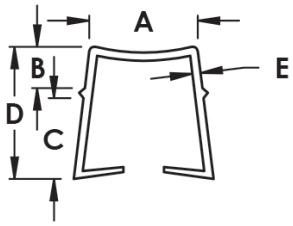

- Used to cover profile slot and secure panels with a thickness of 4-6 mm

6

Slide Rail

U = Universal F = Fractional M = Metric





Part #	Series	A	B	C	D	E	F
H116072PP	15, 40	32mm	4mm	12.8mm	4.5mm	8mm	10mm

New *

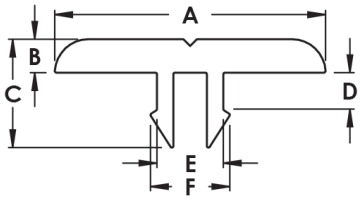

- Plastic HDPE, Slot 8
- Covers t-slot for protection or used to easily slide goods

Clamping Spring

U = Universal F = Fractional M = Metric





Part #	Series	Length	Material	A	B	C	D
H116056PP	45	80mm	Stainless Steel	12mm	10.5mm	11mm	9.2mm

New *

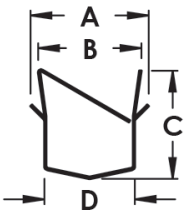

- Used to secure 2-9 mm panels in aluminum profile slots easily

Wire Mesh Clamping Plate

U = Universal F = Fractional M = Metric



Part #	Series	Description	A	B	C	D	E	F	G
H116069PP	10, 15, 30, 40, 45	Wire Mesh Clamping Plate	53mm	16.5mm	8.5mm	6mm	40mm	30mm	3mm

New *

• Used to attach warning signs, handles or information boards to woven mesh

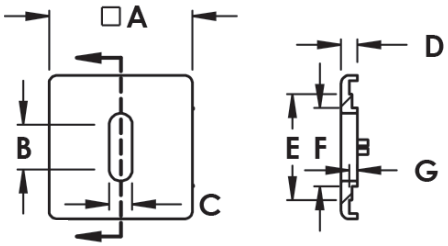

6

Panel Mount Block

F = Fractional M = Metric



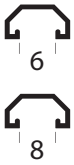

Part #	Series	A	B	C	D	E	F	G	H	J
H24271	10	.750	.812	.316	.250	.375" c-bore .190" deep with .196" thru hole	.750	.250	.325	1/4-20
* H24252	15	1.00	1.25	.495	.263	.438" c-bore .250" deep with .257" thru hole	1.00	.390	.443	5/16-18

* Also available in (BA) Black Anodized

• Used to attach panels to t-slot
• 10S will accommodate 3/16" panels
• 15S will accommodate 1/4" panels

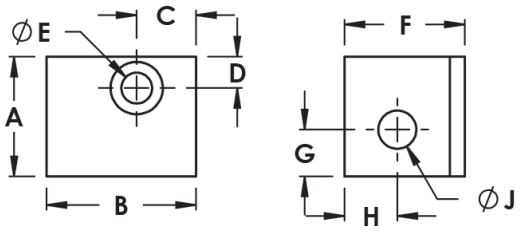

RECOMMENDED BOLT ASSEMBLY

Part #	Qty	Description	Use For
F30630	1	1/4-20 x .625 BHSCS	H24271
F31140	1	5/16-18 x .750 BHSCS	H24252

INCLUDED FASTENERS

Part #	Qty	Description	Use For
F30560	1	10-32 x .75" SHCS	H24271
F32760	1	10-32 Economy T-Nut	H24271
F30710	1	1/4-20 x 1" SHCS	H24252
F32860	1	1/4-20 Economy T-Nut	H24252

Panel Mount Block, 1/4 Turn With Square Nut

F = Fractional M = Metric

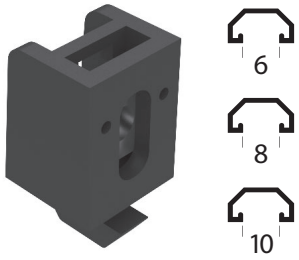

- Used to attach panels to aluminum profiles easily

Part #	Series	A	B	C	D	E	F	G	H	J
H141399	15/40	13mm	25mm	8.5mm	18.5mm	34mm	9mm	12.5mm	6mm	M6 x 1.0
H141429	15/40	13mm	25mm	12.5mm	18.5mm	34mm	9mm	12.5mm	6mm	M6 x 1.0
H141439	15/40	13mm	25mm	14.5mm	18.5mm	34mm	9mm	12.5mm	6mm	M6 x 1.0
H141679	15/40	13mm	25mm	12.5mm	18.5mm	34mm	9mm	12.5mm	6mm	1/4-20
H141869	15/40	13mm	25mm	8.5mm	18.5mm	34mm	9mm	12.5mm	6mm	1/4-20
H141919	15/40	13mm	25mm	14.5mm	18.5mm	34mm	9mm	12.5mm	6mm	1/4-20
H141385	30	16mm	25mm	7mm	18.5mm	31.2mm	6.2mm	10.5mm	8mm	M6 x 1.0
H141859	30	16mm	25mm	7mm	18.5mm	31.2mm	6.2mm	10.5mm	8mm	1/4-20
H141406	45	13mm	25mm	9.5mm	18.5mm	35.3mm	10.3mm	12.5mm	9mm	M6 x 1.0
H141886	45	13mm	25mm	9.5mm	18.5mm	35.3mm	10.3mm	12.5mm	9mm	1/4-20
H141909	45	13mm	25mm	14mm	18.5mm	35.3mm	10.3mm	12.5mm	9mm	1/4-20

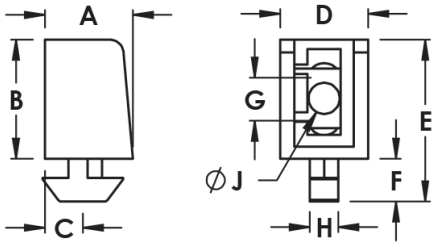

6

Plastic Panel Mount Block With Square Nut

U = Universal F = Fractional M = Metric

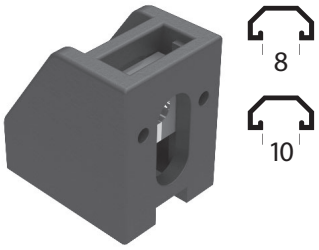

- Used to attach panels to aluminum profiles easily

Part #	Series	A	B	C	D	E	F	G	H	J	K
H120499	15, 30, 40, 45	15mm	25mm	8mm	25mm	22.5mm	6.3mm	18.5mm	9.5mm	10mm	M5
H120509	15, 30, 40, 45	15mm	25mm	8mm	25mm	22.5mm	6.3mm	18.5mm	9.5mm	10mm	M6 x 1.0
H141929	15, 30, 40, 45	15mm	25mm	8mm	25mm	22.5mm	6.3mm	18.5mm	9.5mm	10mm	1/4-20

RECOMMENDED BOLT ASSEMBLY

Part #	Qty	Description	Use For
FC34080	1	1/4-20 x .5" BHSCS & Drop-In T-Nut	15S
FC35990M	1	M6 x 10mm BHSCS & Drop In T-Nut	30S
FC36000M	1	M6 x 12mm BHSCS & Drop-In T-Nut	40S
FC36020M	1	M6 x 14mm BHSCS & Drop In T-Nut	45S

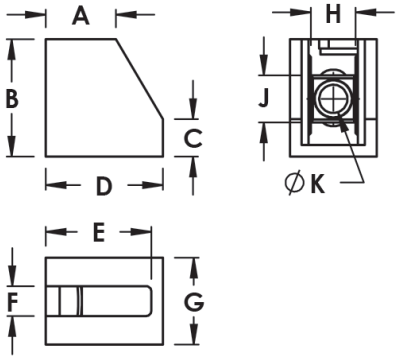

(800) 817-0617

Panel Mount Bracket

F = Fractional M = Metric



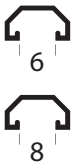

Part #	Series	A	B	C	D	E	F	G	H	J	K
H24281	10	.257	.500	.500	.500	.250	.250	.257	1.00	.125	1.00
H24302	15	.328	.500	.500	.500	.281	.250	.328	1.00	.125	1.00

RECOMMENDED EXTRUSION FASTENERS

Part #	Qty	Description	Use For
FC33860	1	1/4-20 x 3/8" FBHSCS & Economy T-Nut	H24281
FC33190	1	5/16-18 x 1/2" FBHSCS & Economy T-Nut	H24302

- Used to mount plastic panels in place

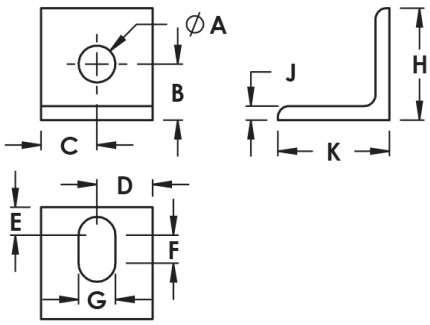

6

Panel Retainer

F = Fractional M = Metric

Single



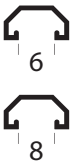

Double



- Used to hold a single or double panel in place

Part #	Series	A	B	C	D	E	F	G	H
H24961	10	.500	1.108	1.935	1/4-20	.437	.187	.188	.937
H24971	10	.500	1.108	1.935	1/4-20	.437	.187	.188	.937
H24342	15	.750	1.656	2.874	5/16-18	.625	.250	.250	1.377
H24332	15	.750	1.656	2.874	5/16-18	.625	.250	.250	1.377
H24345	30	15mm	32.5mm	58mm	M8 x 1.25	12.5mm	4mm	4mm	28mm
H24343	40	20mm	44.4mm	77mm	M8 x 1.25	16.8mm	6mm	6mm	37mm
H24346	45	22.5mm	48.5mm	87mm	M8 x 1.25	19mm	6mm	6mm	42mm

RECOMMENDED EXTRUSION FASTENERS

Part #	Qty	Description	Use For
FC33930	1	1/4-20 x .500" BHSCS & Economy T-Nut	H24961
FC33930	2	1/4-20 x .500" BHSCS & Economy T-Nut	H24971
FC33650	1	5/16-18 x .687" FBHSCS & Economy T-Nut	H24342
FC33650	2	5/16-18 x .687" FBHSCS & Economy T-Nut	H24332
FC36150M	1	M8 x 12mm BHSCS & Roll In T-Nut	H24345
FC34220M	1	M8 x 16mm BHSCS & Economy T-Nut	H24343
FC36190M	1	M8 x 18mm BHSCS & Z-Nut	H24346

J	K	L	M
.375	.257	.543	1.00
.375	.257	.563	2.00
.590	.328	.840	1.50
.590	.328	.840	3.00
7.2mm	8.3mm	11.2mm	30mm
5.95mm	8.3mm	21.95mm	40mm
17.3mm	8.3mm	23.3mm	45mm

Single

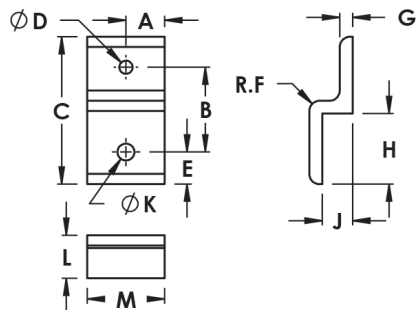

Double

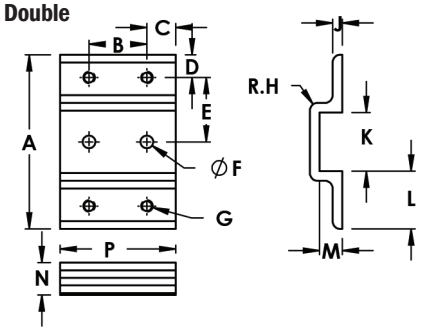

Double Panel Retainer

F = Fractional M = Metric



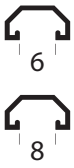



Part #	Series	Description
H25121	10	1" Double Panel Retainer
H25131	10	2" Double Panel Retainer
H25152	15	1.5" Double Panel Retainer
H25162	15	3" Double Panel Retainer

RECOMMENDED EXTRUSION FASTENERS

Part #	Qty	Description	Use For
FC33930	1	1/4-20 x .500" BHSCS & Economy T-Nut	H25121
FC33930	2	1/4-20 x .500" BHSCS & Economy T-Nut	H25131
FC33650	1	5/16-18 x .625" BHSCS & Economy T-Nut	H25152
FC33650	2	5/16-18 x .625" BHSCS & Economy T-Nut	H25162

6

- Used to hold two panels in place

Mesh Panel Retainer

F = Fractional M = Metric







- Used to hold a single or double mesh panel in place
- Order with or without backing plate

RECOMMENDED EXTRUSION FASTENERS

Series	Part #	Qty	Description	Use For
10	FC33210	1	1/4-20 x 1/2 FBHSCS & Economy T-Nut	H24901
15	FC33200	1	5/16-18 x 11/16 FBHSCS & Economy T-Nut	H24322
30	FC36150M	1	M8 x 12mm BHSCS & Roll-in T-Nut	H24325
40	FC34220M	1	M8 x 16mm BHSCS & Economy T-Nut	H24323
45	FC36190M	1	M8 x 18 BHSCS & Economy T-Nut	H24326

RECOMMENDED BOLT FOR BACKING PLATE

Series	Part #	Qty	Description	Use For
10	F30630	1	1/4-20 x .625" BHSCS	H24921
15	F31140	1	5/16-18 x.75" BHSCS	H24382
30	F83160M	1	M8 x 16mm BHSCS	H24385
40	F83200M	1	M8 x 20mm BHSCS	H24383
45	F83180M	1	M8 x 18 BHSCS	H24386

Part #	Series	Description
H24901	10	1" Mesh Retainer
H24931	10	2" Mesh Retainer
H24911	10	1" Mesh Retainer w/ Back Plate
H24941	10	2" Mesh Retainer w/ Back Plate
H24921	10	1" Backing Plate
H24951	10	2" Backing Plate
H24322	15	1.5" Single Mesh Retainer
H24312	15	3" Single Mesh Retainer
H24382	15	1.5" Backing Plate
H24362	15	1.5" Single Mesh Retainer w/ Back Plate
H24352	15	3" Single Mesh Retainer w/ Dbl Back Plate
H24382	15	Backing Plate For 1.5" Mesh Retainer
H24372	15	3" Double Backing Plate
H24325	30	Single Mesh Retainer
H24385	30	Single Backing Plate
H24365	30	Single Mesh Retainer w/ Back Plate
H24315	30	Double Mesh Retainer
H24375	30	Double Backing Plate
H24355	30	Double Mesh Retainer w/ Back Plate
H24323	40	Single Mesh Retainer
H24383	40	Single Backing Plate
H24363	40	Single Mesh Retainer w/ Back Plate
H24326	45	Single Mesh Retainer
H24386	45	Single Backing Plate
H24366	45	Single Mesh Retainer w/ Back Plate
H24316	45	Double Mesh Retainer
H24376	45	Double Backing Plate
H24356	45	Double Mesh Retainer w/ Back Plate

Double Mesh Panel Retainer





- Used to hold two mesh panels in place
- Order with or without backing plate

Part #	Series	Description
H25211	10	1" Double Mesh Retainer
H25231	10	2" Double Mesh Retainer
H25172	15	1.5" Double Mesh Retainer
H25192	15	3" Double Mesh Retainer
H25221	10	1" Dbl Mesh Retainer w/ Back Plate*
H25241	10	2" Dbl Mesh Retainer w/ Dbl Back Plates*
H25182	15	1.5" Dbl Mesh Retainer w/ Back Plate*
H25202	15	3" Dbl Mesh Retainer w/ Dbl Back Plates*
H24921	10	1" Backing Plate
H24951	10	2" Double Backing Plate
H24382	15	1.5" Backing Plate
H24372	15	3" Double Backing Plate

RECOMMENDED EXTRUSION FASTENERS

Part #	Qty	Description	Use For
FC33930	1	1/4-20 x .500" BHSCS & Economy T-Nut	H25211 & H25221
FC33930	2	1/4-20 x .500" BHSCS & Economy T-Nut	H25231 & H25241
FC33650	1	5/16-18 x .625" BHSCS & Economy T-Nut	H25172 & H25182
FC33650	2	5/16-18 x .625" BHSCS & Economy T-Nut	H25192 & H25202

Folding Door Element (Set)

U = Universal F = Fractional M = Metric



- Used to attach folding doors to t-slot frame
- Anodized Aluminum

Part #	Series	A	B	C	D	E	F	G	H	J	K
H116129PP	15, 30, 40, 45	5.5mm	3.5mm	10mm	10mm	71mm	21mm	10mm	15mm	30mm	4.9mm

New *

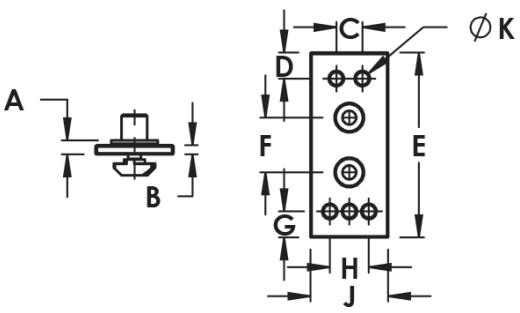

Top Mount Bifold Door Hanger Assembly

F = Fractional M = Metric



6
8

Part #	Series	A	B	C	D	E	F	G	H	J	K	L
H20591	10	1.00	.500	1.00	.500	1/4-20	.920	.200	.250	.500	.470	.110
H20512	15	1.50	.750	1.500	.750	5/16-18	1.71	.265	.365	.770	.700	.195

- Slides into t-slot
- Used to create sliding or bifold door
- UHMW polyethylene
- No lubrication needed

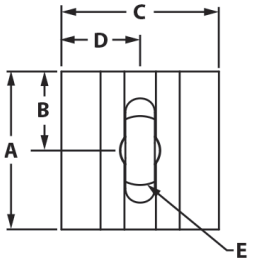

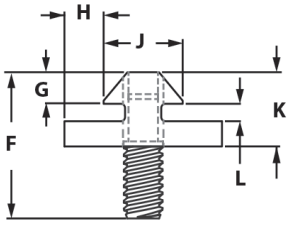

6

Top Mount Bifold Door Hanger Profile

F = Fractional M = Metric



6
8

Part #	Series	Length	A	B	C	D	E	F	G	H	J
H67101	10	Per Inch	1.00	.250	.500	50°	.200	.110	.470	.385	.230
H68082	15	Per Inch	1.50	.365	.770	45°	.265	.195	.700	.600	.300

- Slides into t-slot
- Used to create sliding or bifold door
- UHMW polyethylene
- No lubrication needed

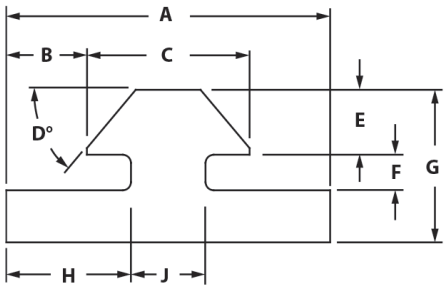

Trolley Set

U = Universal F = Fractional M = Metric





Part #	Series	A	B	C	D	E	F	G	H	J
H29909PP	15, 30, 40, 45	5mm	22mm	35mm	4mm	50mm	8mm	24mm	6mm	10mm

***This trolley set works with extrusion E3045C, found on page 58.**



- Moves suspended sliding doors built of slot 8 profiles in slot 10 rail profiles
- Plastic trolley with steel bearing and stainless straight pin
- Steel mounting material

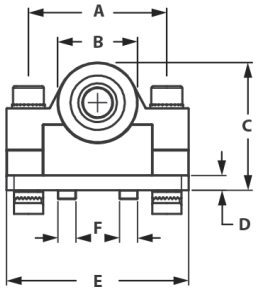

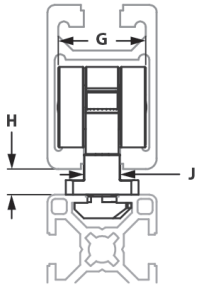

6

Sliding Door Guide

U = Universal F = Fractional M = Metric





Part #	Series	A	B	C	D	E	F	G	H
H116093PP	40	M8	40mm	8.5mm	9.5mm	6.5mm	10mm	9.5mm	8mm
H116106PP	40	M8	40mm	8.5mm	9.5mm	6.5mm	10mm	9.5mm	10mm
H116116PP	45	M8	45mm	8.5mm	9.5mm	6.5mm	10mm	9.5mm	10mm

New *

- Connects two profiles at right angle
- Guides, lifts or slides door in the slot of a t-slot profile
- Die-cast aluminum casing
- Glass reinforced plastic roller

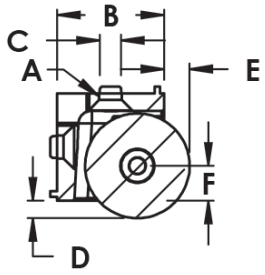

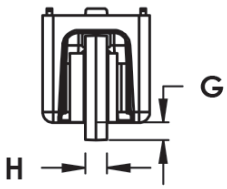

Tool Hangers

U = Universal F = Fractional M = Metric



Part #	Series	A	B	C	D	E	F	G	H
H20991	10	2.00	.164	.713	.375	.218	1.37	.480	.187
H21002	15	2.362	.413	.295	1.299	.551	.260	.165	n/a
H120165	30	60mm	26mm	10.5mm	8mm	32.8mm	15mm	4.2mm	n/a
H120159	45	60mm	26mm	10.5mm	10mm	32.8mm	19mm	4.2mm	n/a

- Ideal for hanging air tools, cable reels, heavy door panels or transporting cables
- Slides into extrusion end and moves easily in the t-slot
- 100 lb capacity

10 Series

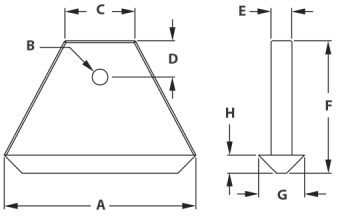

15 Series

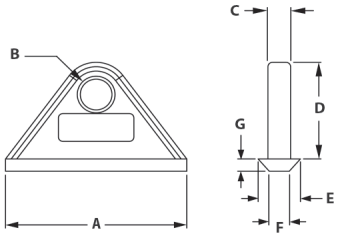

30/45 Series

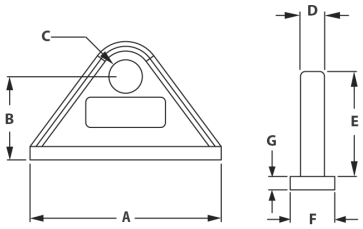

6

Pressure Manifold Plates

U = Universal F = Fractional M = Metric



6

8

- Used to seal a t-slot end before adding pressure
- Max pressure 150 psi
- Anodized aluminum

Part #	Series	Description
H23411	10	1" x 2" Blank Plate For Extrusion End
H24391	10	1" x 2" 1/8" NPT Side Mount Plate
H21511	10	1" x 2" 1/4" NPT End Mount Plate
H24511	10	1" x 2" Blank Side Mount Plate
H24461	10	1" x 3" Blank Plate
H24471	10	1" x 3" 1/4" NPT Blank Plate
H23491	10	2" x 2" Blank Plate For Extrusion End
H21591	10	2" x 2" 3/8" NPT End Mount Plate
H23402	15	1.5" x 3" Blank Plate For Extrusion End
H24502	15	1.5" x 3" Side Mount Blank Plate
H21502	15	1.5" x 3" 3/8" NPT End Mount Plate
H24412	15	1.5" x 3" 3/8" NPT Side Mount Plate
H24402	15	1.5" x 3" 1/4" NPT Side Mount Plate
H23502	15	3" x 3" Blank Plate For Extrusion End
H21612	15	1.5" x 4.5" Blank End Mount Plate
H21622	15	1.5" x 4.5" 3/8" NPT End Mount Plate

6

Replacement Gaskets and O-Rings

U = Universal F = Fractional M = Metric



6

8

Part #	Series	Description	Material	A	B	C	D	E	F	G	H	J	K
H21521	10	1" x 2" Gasket	CR-20*	.500	2.00	.500	1.00	1.00	.515	.265	1.00	.030	n/a
H21541	10	2" x 2" Gasket	CR-20*	1.00	2.00	.500	1.00	1.00	.750	.265	2.00	.030	1.00
H21532	15/40	1.5" x 3" Gasket	CR-20*	.750	3.00	.750	1.50	1.50	.775	.275	1.50	.030	n/a
H21332	15	1.5" x 4.5" Gasket	CR-20*	.750	.450	.750	1.50	1.50	.750	.265	1.50	.030	1.50
H21552	15/40	3" x 3" Gasket	CR-20*	.750	3.00	.750	1.50	1.50	1.25	.285	3.00	.030	.750
H21571	10	1" x 2" O-Ring	Rubber	.500	.062	n/a	n/a	n/a	n/a	n/a	n/a	n/a	n/a
H21562	15/40	1.5" x 3" O-Ring	Rubber	1.00	.100	n/a	n/a	n/a	n/a	n/a	n/a	n/a	n/a

*CR-20 is a cork and synthetic rubber material manufactured by Global Technology Systems

Gaskets

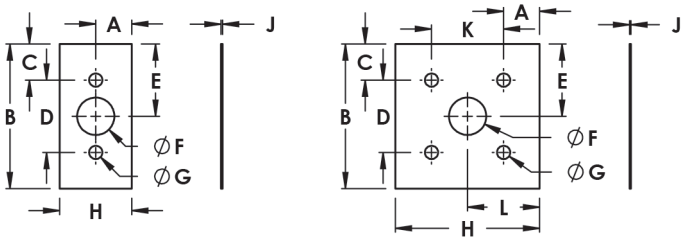

O-Rings

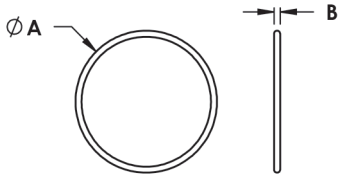

Threaded Stem Swivel Casters

U = Universal F = Fractional M = Metric





- Black Rubber Wheel
- Steel with Zinc finish

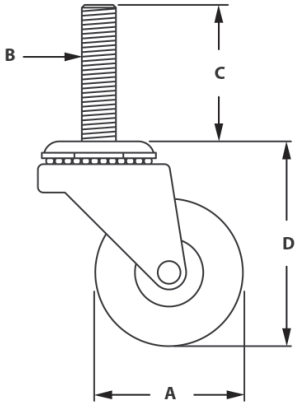

Part #	Series	Description	Capacity	A	B	C	D
H22989	10	Swivel Caster w/o Brake	70 lbs	1.625	3/8-16	1.50	2.313
H22999	10	Swivel Caster w/ Brake	75 lbs	2.00	3/8-16	1.50	2.531
H23009	10	Swivel Caster w/ Brake	95 lbs	3.00	3/8-16	1.50	3.531
H23109	15	Swivel Caster w/ Brake	115 lbs	4.00	7/16-14	1.50	4.531
H23059	15	Swivel Caster w/ Brake	110 lbs	4.00	7/16-14	1.50	4.531
H23069	15	Swivel Caster w/ Brake	125 lbs	5.00	7/16-14	1.50	5.531
H23079	15	Swivel Caster w/ Brake	150 lbs	5.00	7/16-14	1.50	5.531
H22989M	40	Swivel Caster w/o Brake	34 kg	35mm	M10 x 30	38mm	58.7mm
H22999M	40	Swivel Caster w/ Brake	22.7 kg	50mm	M10 x 30	38mm	64.3mm
H23009M	40	Swivel Caster w/ Brake	34 kg	75mm	M10 x 30	38mm	89.7mm
H23109M	40	Swivel Caster w/ Brake	45 kg	100mm	M10 x 30	38mm	115mm
H23069M	40	Swivel Caster w/ Brake	49.9 kg	125mm	M10 x 30	38mm	140mm

6

Furniture Style Casters

U = Universal F = Fractional M = Metric





- Black Nylon and Steel

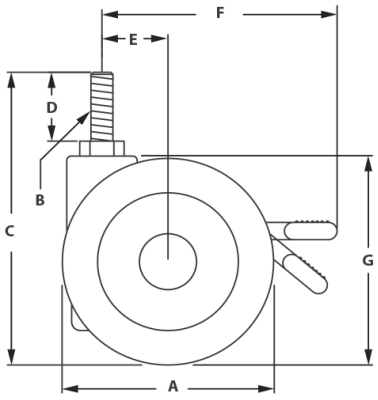

Part #	Series	Capacity	A	B	C	D	E	F	G	Brake
H22919	10/15	165 lbs	2.85	3/8-16	4.40	1.00	.944	3.66	3.15	No
H22929	10/15	165 lbs	2.85	3/8-16	4.40	1.00	.944	3.66	3.15	Yes
H22939	10/15	225 lbs	3.93	3/8-16	5.82	1.00	1.37	4.88	4.33	No
H22949	10/15	225 lbs	3.93	3/8-16	5.82	1.00	1.37	4.88	4.33	Yes
H22959	10/15	265 lbs	4.92	1/2-13	6.73	1.00	1.37	5.75	5.24	No
H22969	10/15	265 lbs	4.92	1/2-13	6.73	1.00	1.37	5.75	5.24	Yes

Flange Mount Casters

U = Universal F = Fractional M = Metric



6
8
10

Part #	Type	Capacity	A	B	C	D	E	F	G	H	J	Color	Brake
H23119	Rigid	125 lbs	3.00	3.625	4.125	.328	1.750	2.375	2.875	3.00	N/A	Black	No
H23129	Rigid	210 lbs	3.00	3.625	3.813	.328	1.750	2.375	2.875	3.00	N/A	Black	No
H23139	Rigid	165 lbs	4.00	3.625	5.062	.328	1.750	2.375	2.875	3.00	N/A	Grey	No
H23149	Rigid	255 lbs	4.00	3.625	5.125	.328	1.750	2.375	2.875	3.00	N/A	Grey	No
H23159	Rigid	190 lbs	5.00	3.625	6.062	.328	1.750	2.375	2.875	3.00	N/A	Grey	No
H23169	Rigid	280 lbs	5.00	3.625	6.250	.328	1.750	2.375	2.875	3.00	N/A	Grey	No
H23179	Swivel	125 lbs	3.00	3.630	4.125	1.750	2.813	3.063	1.75	2.50	.340	Black	Yes
H23189	Swivel	210 lbs	3.00	3.630	3.820	1.750	2.813	3.063	1.75	2.50	.340	Black	Yes
H23199	Swivel	165 lbs	4.00	3.630	5.062	1.750	2.813	3.063	1.75	2.50	.340	Grey	Yes
H23219	Swivel	255 lbs	4.00	3.630	5.062	1.750	2.813	3.063	1.75	2.50	.340	Grey	Yes
H23229	Swivel	190 lbs	5.00	3.630	6.062	1.750	2.813	3.063	1.75	2.50	.340	Grey	Yes
H23239	Swivel	280 lbs	5.00	3.630	6.062	1.750	2.813	3.063	1.75	2.50	.340	Grey	Yes

- Mounts to t-slot profile end or using a base plate
- Used for mobile carts and material handling

RIGID CASTER

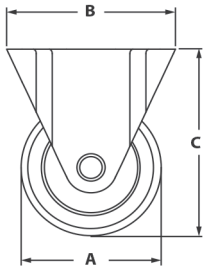

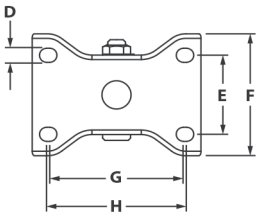

SWIVEL CASTER

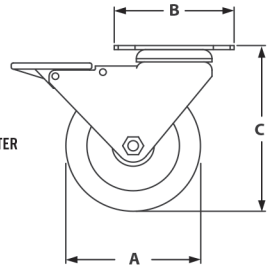

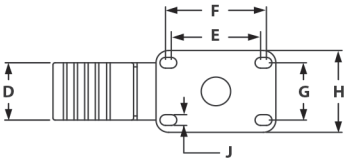

6

Triangular Top Plate Casters

U = Universal F = Fractional M = Metric



6
8

Part #	Series	Capacity	A	B	C	D	E	F	G	Brake
H23379	10/15/40	250 lbs	4.00	5.125	5.50	4.125	1.25	2.125	.750	Yes
H23389	10/15/40	275 lbs	5.00	6.250	5.50	4.125	1.25	2.125	.750	Yes

- Steel with Zinc finish

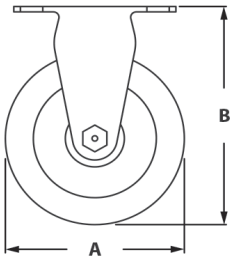

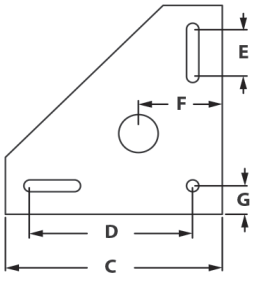

Deluxe Flange Mount Casters

U = Universal F = Fractional M = Metric



6
8
10

Part #	Type	Capacity	A	B	C	D	E	F	G	H	J	Brake
H23339	Swivel	250 lbs	4.00	3.63	5.125"	1.75	3.063	2.813	1.75	2.50	.340	No
H23349	Swivel	250 lbs	5.00	3.63	6.187"	3.063	2.813	1.75	2.50	.340	.340	Yes
H23359	Rigid	250 lbs	4.00	3.63	5.125"	1.75	3.063	2.813	1.75	2.50	.340	No
H23369	Rigid	250 lbs	5.00	3.63	6.187"	3.063	2.813	1.75	2.50	.340	.340	Yes

• Steel with Zinc finish

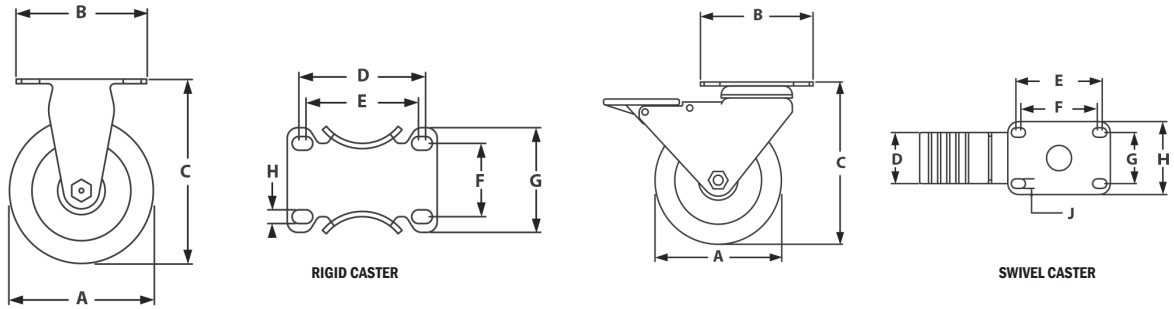

6

Flange Mount Caster Base Plate

U = Universal F = Fractional M = Metric



Part #	Series	Style	A	B	C	D	E	F	G	H	J	K	L	M	N
H24181	10	Style 1	1.75	.375	.405	3.75	2.94	.750	1.00	5/16-18	1/4 SHCS	1.00	1.375	.500	2.50
H24191	10	Style 2	1.75	.375	.405	3.75	2.94	1.375	1.00	5/16-18	1/4 SHCS	1.00	1.375	.500	2.50
H24202	15	Style 1	1.75	.625	.405	3.75	2.94	.750	1.50	5/16-18	5/16 SHCS	1.50	1.125	.750	3.00
H24262	15	Style 2	1.75	.625	.405	3.75	2.94	.750	1.50	5/16-18	5/16 SHCS	1.50	1.125	.750	3.00
H24203	40	Style 1	44.4	17.8	11.2	97	74.6	20	40	M8 x 1.25	M8 SHCS	40mm	28.5	19	80
H24263	40	Style 2	44.4	17.8	11.2	97	74.6	20	40	M8 x 1.25	M8 SHCS	40mm	28.5	19	80

• Steel with Zinc finish

STYLE 1

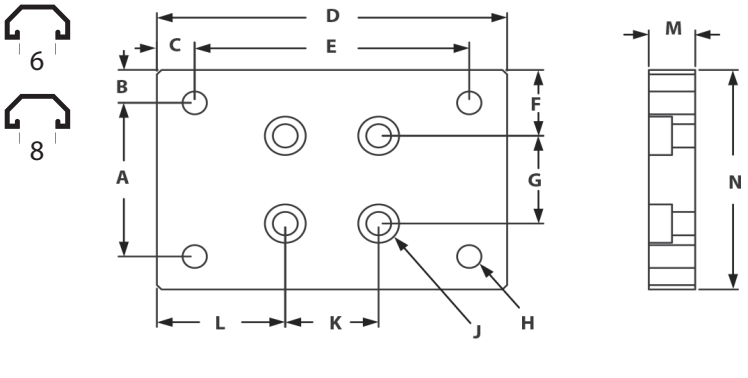

STYLE 2

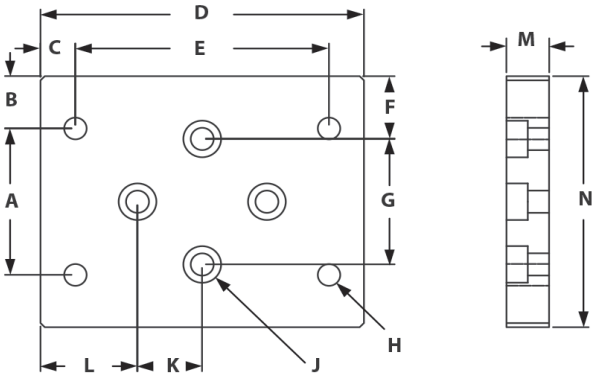

RECOMMENDED EXTRUSION END FASTENERS

Part #	Qty	Use For
F31220	4	H24181, H24191, H24202, H24262
F30640	4	H24181, H24191, H24202, H24262
F85250M	4	H24203, H24263

RECOMMENDED T-SLOT FASTENERS

Part #	Qty	Use For
FC34580	4	H24181, H24191, H24202, H24262
FC34910	4	H24181, H24191, H24202, H24262

Heavy Duty Flange Mount Casters

U = Universal F = Fractional M = Metric

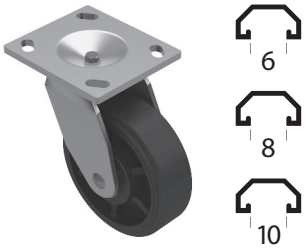

Part #	A	B	C	D	E	F	G	H	J	K	Wheel Color
H27009	5.00	4.50	6.50	3.620	3.00	4.00	3.00	2.62	.420	.562	Gray
H27019	5.00	4.50	6.50	3.620	3.00	4.00	3.00	2.62	.420	.562	Gray
H27049	6.00	4.50	7.50	3.620	3.00	4.00	3.00	2.62	.420	.562	Black
H27059	6.00	4.50	7.50	3.620	3.00	4.00	3.00	2.62	.420	.562	Black
H27089	5.00	4.50	6.50	3.620	3.00	4.00	3.00	2.62	.420	.562	Dark Red
H27099	5.00	4.50	6.50	3.620	3.00	4.00	3.00	2.62	.420	.562	Dark Red
H27129	6.00	4.50	7.50	3.620	3.00	4.00	3.00	2.62	.420	.562	Dark Red
H27139	6.00	4.50	7.50	3.620	3.00	4.00	3.00	2.62	.420	.562	Dark Red

- Mounts to t-slot profile end or using a base plate
- Used for mobile carts and material handling
- Heavy duty and oil resistant

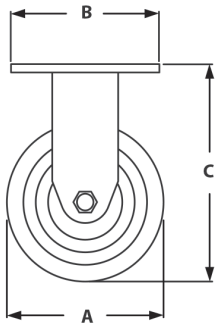

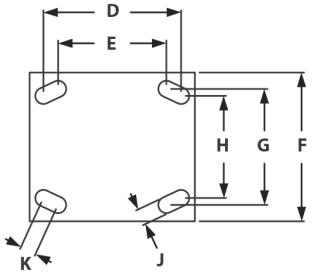

6

Heavy Duty Flange Mount Caster Base Plate

U = Universal F = Fractional M = Metric



Part #	Series	A	B	C	D	E	F	G	H	J	K	L	M
H21472	15	1.25	5.50	3.00	5/16-18	4.00	1.50	3/8-16	1.50	.500	.500	3.00	.750

RECOMMENDED T-SLOT FASTENERS

Part #	Qty	Description	Use For
FC34580	8	5/16-18 x 7/8" SHCS	H21472

RECOMMENDED EXTRUSION END FASTENERS

Part #	Qty	Description	Use For
F31220	8	5/16-18 x 1" SHCS	H21472

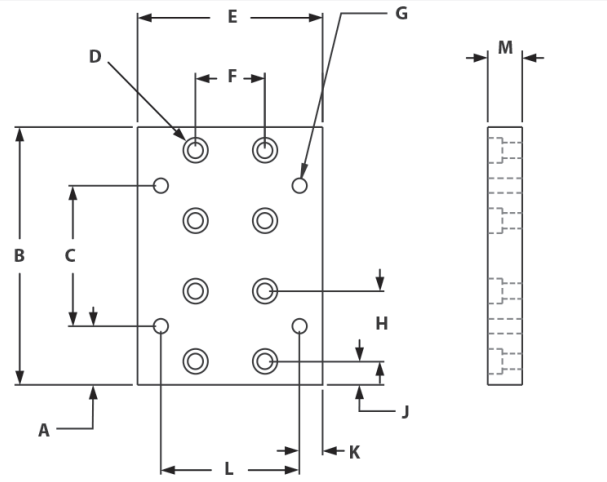

Leveling Casters

U = Universal F = Fractional M = Metric

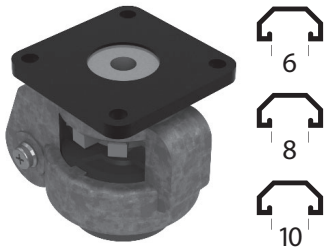

Part #	Capacity	A	B	C	D	E	F	G
H27149	550 lbs	2.874	2.283	.276	.945	2.70 / 3.65	2.362	3.228
H27159	1100 lbs	3.543	2.756	.316	1.142	3.429 / 4.606	3.051	4.020
H27169	1650 lbs	3.543	2.756	.315	1.142	3.429 / 4.606	3.051	4.020
H27179	2200 lbs	3.740	2.756	.433	1.220	4.250 / 4.875	3.563	4.724

- Used to create leveling and mobility in one unit
- Mounts to t-slot profile end or using a base plate
- Used for mobile carts and material handling
- Heavy duty and oil resistant
- Black Wheels

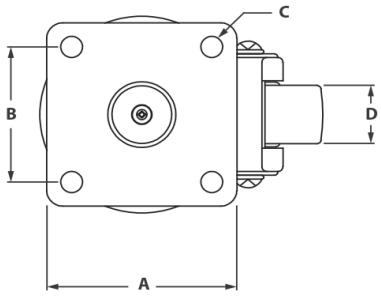

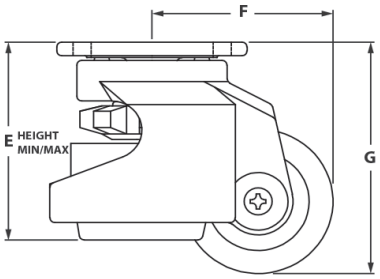

6

Leveling Caster Baseplate

U = Universal F = Fractional M = Metric



Part #	Series	A	B	C	D	F	G	H	J	K	L
H24061	10	3.00	3.00	1.00	.358	2.28	.793	1.00	1/4-20 SHCS	1/4-20	.500
H24072	15	3.00	3.00	1.50	.358	2.28	.440	.750	5/16-18 SHCS	1/4-20	.750
H24082	15	3.00	3.00	1.50	.375	2.75	.689	1.00	5/16-18 SHCS	5/16-18	.750
H24092	15	4.00	4.00	1.50	.625	2.75	.940	1.25	5/16-18 SHCS	3/8-16	.750
H24073	40	76mm	76mm	40mm	9.09	58	9.82	16mm	M8 SCHS	M6 x 1.0	19mm
H24083	40	88mm	88mm	40mm	9.45	70	16.17	24mm	M8 SCHS	M8 x 1.25	19mm
H24093	40	101mm	101mm	40mm	15.8	70	22.5	30mm	M8 SCHS	M10 x 1.5	19mm

- Used in conjunction with leveling casters to create leveling and mobility in one unit

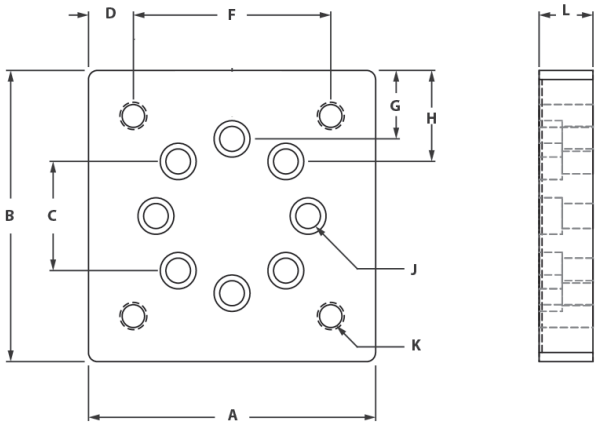

Roller Wheels

U = Universal F = Fractional M = Metric



10

- Rolls smoothly in a t-slot
- Used to move panels, frames and components
- Black Fiberglass Wheels

Part #	Series	A	B	C	D	E	F	G	H
H120226	45	58mm	48.4mm	M8 x 45mm	45.5mm	30mm	9.5mm	10mm	18.5mm

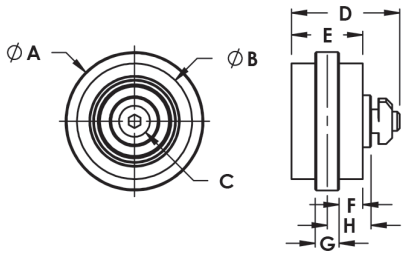

6

Threaded Stem For Swivel Feet

U = Universal F = Fractional M = Metric

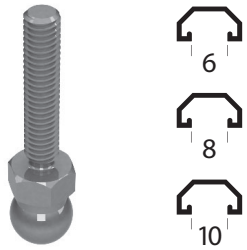

- Screws into t-slot end
- Used with swivel bases
- Heavy or medium duty applications

Part #	Description	A	B	C	D	Max Load
H123909	Zinc-Plated Steel	7.5mm	40mm	M8 x 1.25	14mm	318.00 kg (700 lb)
H123929	Zinc-Plated Steel	7.5mm	80mm	M8 x 1.25	14mm	318.00 kg (700 lb)
H123949	Zinc-Plated Steel	7.5mm	45mm	M10 x 1.5	14mm	454.00 kg (1000 lb)
H123969	Zinc-Plated Steel	7.5mm	90mm	M10 x 1.5	14mm	454.00 kg (1000 lb)
H124009	Zinc-Plated Steel	7.5mm	45mm	M12 x 1.75	14mm	726.00 kg (1600 lb)
H124029	Zinc-Plated Steel	7.5mm	100mm	M12 x 1.75	14mm	726.00 kg (1600 lb)
H124069	Zinc-Plated Steel	7.5mm	66mm	M16 x 2.25	17mm	1406.00 kg (3100 lb)
H124089	Zinc-Plated Steel	7.5mm	125mm	M16 x 2.00	17mm	1406.00 kg (3100 lb)
H121959	Stainless Steel	7.5mm	40mm	M8 x 1.25	14mm	318.00 kg (700 lb)
H121969	Stainless Steel	7.5mm	80mm	M8 x 1.25	14mm	318.00 kg (700 lb)
H121979	Stainless Steel	7.5mm	45mm	M10 x 1.5	14mm	454.00 kg (1000 lb)
H121989	Stainless Steel	7.5mm	90mm	M10 x 1.5	14mm	454.00 kg (1000 lb)
H122009	Stainless Steel	7.5mm	45mm	M12 x 1.75	14mm	726.00 kg (1600 lb)
H122019	Stainless Steel	7.5mm	100mm	M12 x 1.75	14mm	726.00 kg (1600 lb)
H122039	Stainless Steel	7.5mm	66mm	M16 x 2.25	14mm	1406.00 kg (3100 lb)
H122049	Stainless Steel	7.5mm	125mm	M16 x 2.25	14mm	1406.00 kg (3100 lb)

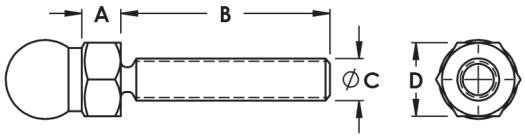

Nylon Base For Swivel Feet

U = Universal F = Fractional M = Metric



- Base used with threaded stem
- Heavy or medium duty applications

Part #	Description	A	B	C	Max Load
H110019	Black, Anti-Slip Leveling Swivel Foot	18mm	2mm	29mm	500 lbs
H110029	Black, Anti-Slip Leveling Swivel Foot	18mm	2mm	39mm	900 lbs
H110039	Black, Anti-Slip Leveling Swivel Foot	18mm	2mm	44mm	900 lbs
H110049	Black, Anti-Slip Leveling Swivel Foot	18mm	2mm	49mm	900 lbs
H110059	Black, Anti-Slip Leveling Swivel Foot	18mm	2mm	59mm	900 lbs
H110069	Black, Anti-Slip Leveling Swivel Foot	18mm	2mm	79mm	900 lbs
H110079	Black, Anti-Slip Leveling Swivel Foot	18mm	2mm	99mm	900 lbs

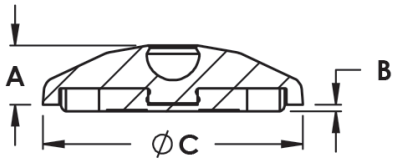

Nylon Base For Swivel Feet With Bolt-Down Holes

F = Fractional M = Metric

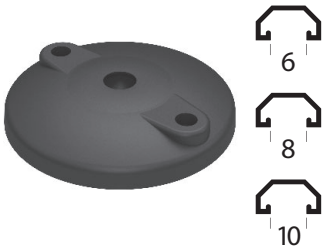

Part #	Description	A	B	C	D	E	F	Max Load
H110089	Black, Anti-Slip Leveling Swivel Foot	9mm	16.5mm	18mm	2mm	55mm	79mm	900 kg
H110099	Black, Anti-Slip Leveling Swivel Foot	9mm	16.5mm	18mm	2mm	74mm	99mm	900 kg
H110109	Black, Anti-Slip Leveling Swivel Foot	9mm	16.5mm	18mm	2mm	94mm	119mm	900 kg

- Used with threaded stem
- Holes for securement
- Heavy or medium duty applications

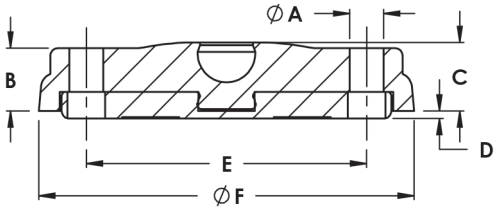

6

Die-Cast Zinc Base For Swivel Feet

U = Universal F = Fractional M = Metric



Part #	Description	A	B	C	Max Load
H110119	Anti-Slip Leveling Die-Cast Swivel Foot	18mm	2mm	39mm	3000 kg
H110129	Anti-Slip Leveling Die-Cast Swivel Foot	18mm	2mm	49mm	3000 kg
H110139	Anti-Slip Leveling Die-Cast Swivel Foot	18mm	2mm	79mm	3000 kg
H110149	Anti-Slip Leveling Die-Cast Swivel Foot	18mm	2mm	119mm	3500 kg

- Zinc base used with threaded stem
- Heavy or medium duty applications

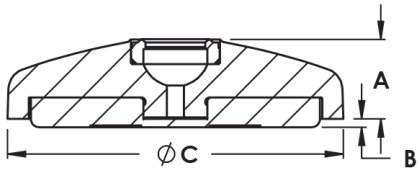

Trapezoid Base For Swivel Feet

U = Universal F = Fractional M = Metric



Part #	Description	A	B	C	Max Load
H121949	Anti-Slip Leveling Trapezoid Swivel Foot	20mm	20mm	76mm	3000 kg

- Base used with threaded stem
- Resistant to vibration
- Heavy duty applications

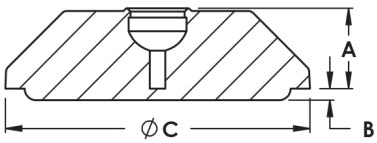

Extended Base For Swivel Feet

U = Universal F = Fractional M = Metric



Part #	Description	A	B	C	D	E	F	G	Max Load
H121929	Extended Base Swivel Foot	79mm	14mm	18mm	11mm	2mm	65mm	134mm	3000 kg

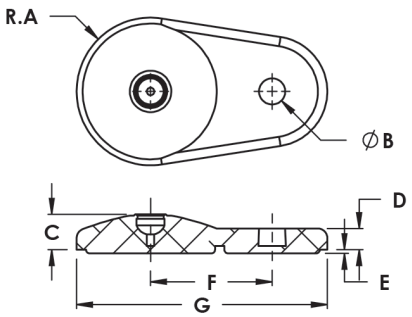

- Used with threaded stem
- Hole for securement
- Heavy or medium duty applications

Stainless Steel Base For Swivel Feet

U = Universal F = Fractional M = Metric

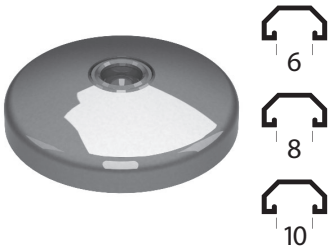

Part #	Description	A	B	C	Max Load
H121709	Stainless Steel Swivel Foot	18mm	2mm	29mm	2000 kg
H121729	Stainless Steel Swivel Foot	18mm	2mm	39mm	3000 kg
H121749	Stainless Steel Swivel Foot	18mm	2mm	44mm	3000 kg
H121769	Stainless Steel Swivel Foot	18mm	2mm	49mm	3500 kg
H121789	Stainless Steel Swivel Foot	18mm	2mm	59mm	3500 kg
H121829	Stainless Steel Swivel Foot	18mm	2mm	79mm	3500 kg
H121869	Stainless Steel Swivel Foot	18mm	2mm	99mm	4000 kg

- Stainless steel base used with threaded stem
- Heavy or medium duty applications

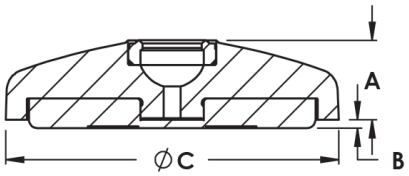

6

Stainless Steel Base For Swivel Feet w/ Floor Mount Holes

F = Fractional M = Metric

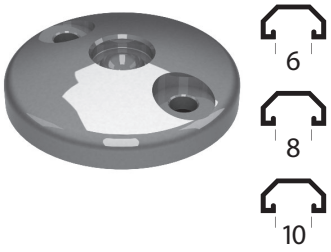

Part #	Description	A	B	C	D	E	Max Load
H121819	Stainless Steel Swivel Foot w/ Mount Holes	9mm	18mm	2mm	11mm	79mm	3000 kg
H121859	Stainless Steel Swivel Foot w/ Mount Holes	9mm	18mm	2mm	11mm	99mm	4000 kg

- Stainless steel base used with threaded stem
- Holes for securement
- Heavy or medium duty applications

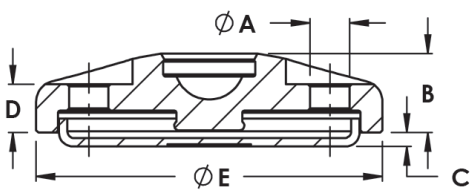

Large Base Glides

U = Universal F = Fractional M = Metric

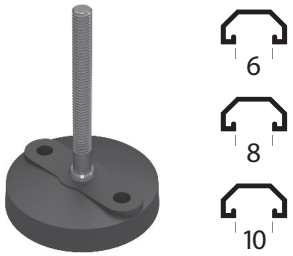

Part #	Capacity	A	B	C	D	E	F
H21839	4000 lbs	3/8-16	3.00	4.430	1.970	.700	.256
H21849	4000 lbs	1/2-13	3.00	4.430	1.970	.700	.256
H21819	5000 lbs	3/8-16	3.00	4.430	3.150	.700	.354
H21829	5000 lbs	1/2-13	3.00	4.430	3.150	.700	.354

- Ideal for leveling heavy duty applications up to 5000 lbs
- Mounts with a base plate
- Holes for securement

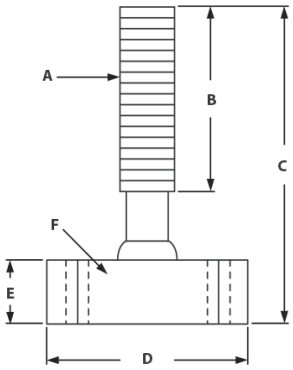

6

Leveling Feet

U = Universal F = Fractional M = Metric

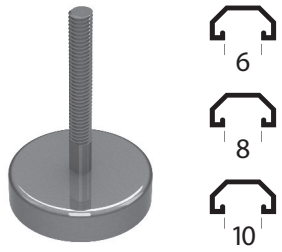

Part #	Capacity	Width	A	B	C	D
H21869	460 lbs	1.57	1/4-20	1.870	1.570	.708
H21879	770 lbs	2.32	5/16-18	3.210	2.320	.708
H21889	1035 lbs	3.11	3/8-16	2.390	3.110	.708
H21889	1035 lbs	3.89	1/2-13	3.210	3.890	.708

- Ideal for leveling light to medium duty applications ranging from 460 lbs to 1035 lbs
- Mounts to t-slot end or with a base plate

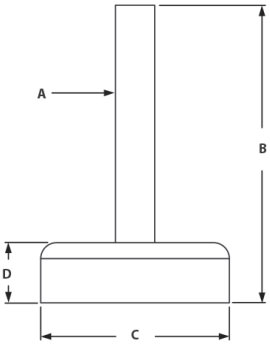

Economy Anti-Vibration Mount

U = Universal F = Fractional M = Metric





Part #	Capacity	A	B	C	D	E	F
H22079	100 lbs	3/8-16	2.00	3.50	1.50	1.25	.562
H22089	240 lbs	1/2-13	2.00	3.750	1.75	1.875	.625
H22099	650 lbs	3/4-10	2.00	4.125	2.125	3.00	1.062

- Ideal for leveling light to medium duty applications ranging from 460 lbs to 1035 lbs
- Mounts to t-slot end or with a base plate

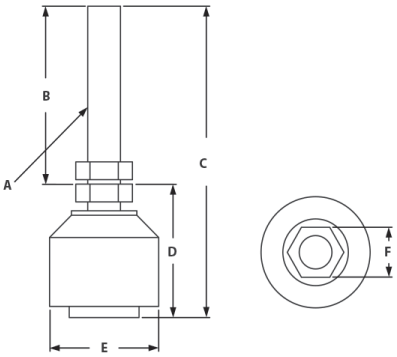

6

Deluxe Leveling Feet

U = Universal F = Fractional M = Metric





Part #	Capacity	Width	A	B	C	D	E	F
H21929	1000 lbs	1.00	1/4-20	1.00	.970	1.00	.156	.500
H21949	2300 lbs	1.25	5/16-18	1.780	1.125	1.250	.250	.630
H21909	3750 lbs	1.25	3/8-16	1.710	1.200	1.250	.188	.625
H22009	5000 lbs	1.875	1/2-13	1.610	1.500	1.875	.250	.750
H22029	7400 lbs	3.00	3/4-10	1.560	1.895	3.000	.500	1.062
H21929M	317 kg	19mm	M6 x 1.0	25mm	14mm	19mm	2.5mm	10mm
H22129M	453 kg	26mm	M8 x 1.25	32mm	18mm	26mm	3.5mm	13mm
H21909M	1701 kg	32mm	M10 x 1.5	51mm	22mm	32mm	4mm	16mm
H22009M	2268 kg	48mm	M12 x 1.75	51mm	29mm	48mm	5.5mm	19mm
H22139M	2721 kg	64mm	M16 x 2.0	51mm	32mm	64mm	8mm	22mm

- Ideal for leveling heavy duty applications ranging from 1000 lbs to 7500 lbs
- Mounts with a base plate
- Pivots 20 degrees to accomodate uneven floors

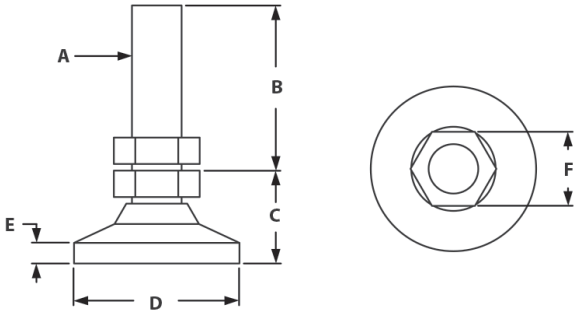

Economy Leveling Feet

U = Universal F = Fractional M = Metric



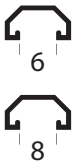

Part #	Series	A	B	C	D	Capacity
H21939	10/15	.563	1/4-20	1.25	.094	460 lbs
H21959	10/15	.750	5/16-18	1.50	.109	770 lbs
H21919	10/15	.875	3/8-16	2.00	.141	1035 lbs
H22019	10/15	1.063	1/2-13	2.50	.172	1035 lbs
H21939M	40	14mm	M6 x 1.00	30mm	2.4mm	475 kg
H21959M	40	18mm	M8 x 1.25	40mm	3.1mm	790 kg
H21919M	40	22mm	M10 x 1.50	60mm	3.7mm	1150 kg
H22019M	40	25mm	M12 x 1.75	63mm	4.4mm	2130 kg

- Economy option for leveling heavy duty applications ranging from 460 lbs to 1035 lbs
- Mounts to the profile end or with a base plate
- Pivots 20 degrees to accomodate uneven floors

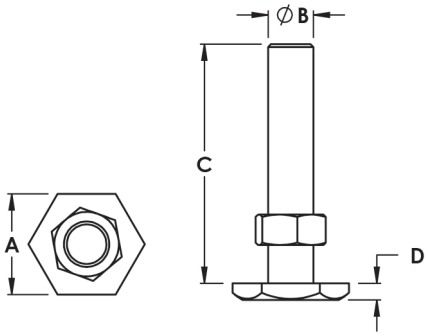

6

Adjustable Leveling Foot

U = Universal F = Fractional M = Metric





Part #	Series	A	B	C	D	E	F	G	Capacity
H110155	30	30mm	8mm	20.5mm	4.3mm	5mm	M8	35-50mm	150 kg
H110166	45	45mm	10mm	28mm	6.5mm	5mm	M8	45-65mm	150 kg

- Ideal for leveling light duty applications up to 150 kg (330 lbs)
- Holes for securement
- Use for 30 and 45 series

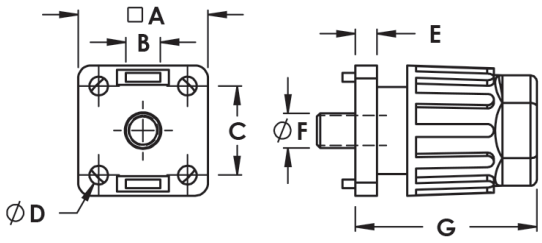

Base Plates

U = Universal F = Fractional M = Metric



6
8
10

Center Hole



Center Hole

- Mounts leveling feet and casters to extrusion end
- Aluminum to withstand daily use
- Can be mounted to extrusion side (requires a tap)

Part #	Series	Description	T-Slot Bolt Kit	Extrusion End Mount Bolt Kit
H21281	10	1" x 2" Base Plate w/ 1/4-20 Tap In Center	(2) FC34910	(2) F30640
H21241	10	1" x 2" Base Plate w/ 5/16-18 Tap In Center	(2) FC34910	(2) F30640
H21291	10	1" x 2" Base Plate w/ 3/8-16 Tap In Center	(2) FC34910	(2) F30640
H21371	10	1" x 2" Base Plate w/ 7/16-14 Tap In Center	(2) FC34910	(2) F30640
H23611	10	1" x 2" Base Plate w/ 1/2-13 Tap In Center	(2) FC34910	(2) F30640
H21311	10	2" x 2" Base Plate w/ 3/8-16 Tap In Center	(4) FC34910	(4) F30640
H21391	10	2" x 2" Base Plate w/ 7/16-14 Tap In Center	(4) FC34910	(4) F30640
H21321	10	2" x 2" Base Plate w/ 1/2-13 Tap In Center	(4) FC34910	(4) F30640
H23621	10	2" x 2" Base Plate w/ 3/4-10 Tap In Center	(4) FC34910	(4) F30640
H21421	10	2" x 2" Base Plate w/ 3/8-16 Corner Tap	(3) FC34910	N/A
H21431	10	2" x 2" Base Plate w/ 7/16-14 Corner Tap	(3) FC34910	N/A
H23631	10	2" x 2" Base Plate w/ 1/2-13 Corner Tap	(3) FC34910	N/A
H23641	10	2" x 2" Base Plate w/ 3/4-10 Corner Tap	(3) FC34910	N/A
H21302	15	1.5" x 3" Base Plate w/ 3/8-16 Tap In Center	(2) FC34580	(2) F31220
H21382	15	1.5" x 3" Base Plate w/ 7/16-14 Tap In Center	(2) FC34580	(2) F31220
H21352	15	1.5" x 3" Base Plate w/ 1/2-13 Tap In Center	(2) FC34580	(2) F31220
H23652	15	1.5" x 3" Base Plate w/ 3/4-10 Tap In Center	(2) FC34580	(2) F31220
H21452	15	3" x 3" Base Plate w/ 7/16-14 Tap In Center	(4) FC34580	(4) F31220
H21402	15	3" x 3" Base Plate w/ 1/2-13 Tap In Center	(4) FC34580	(4) F31220
H23662	15	3" x 3" Base Plate w/ 3/4-10 Tap In Center	(4) FC34580	(4) F31220
H21462	15	3" x 3" Base Plate w/ 7/16-14 Corner Tap	(3) FC34580	N/A
H21412	15	3" x 3" Base Plate w/ 1/2-13 Corner Tap	(3) FC34580	N/A
H23672	15	3" x 3" Base Plate w/ 3/4-10 Corner Tap	(3) FC34580	N/A
H140205	30	30mm x 60mm Base Plate w/ M8 Tap In Center	(2) F85120M	(2) F85200M
H140225	30	30mm x 60mm Base Plate w/ M10 Tap In Center	(2) F85120M	(2) F85200M
H140245	30	30mm x 60mm Base Plate w/ M12 Tap In Center	(2) F85120M	(2) F85200M
H140215	30	30mm x 60mm Base Plate w/ M8 Tap In Center	(2) F85120M	(2) F85200M
H140235	30	30mm x 60mm Base Plate w/ M10 Tap In Center	(2) F85120M	(2) F85200M
H140255	30	30mm x 60mm Base Plate w/ M12 Tap In Center	(2) F85120M	(2) F85200M
H21303	40	40mm x 80mm Base Plate w/ 10mm Tap In Center	(2) FC38990M	(2) F85250M
H21353	40	40mm x 80mm Base Plate w/ 12mm Tap In Center	(2) FC38990M	(2) F85250M
H21383	40	40mm x 80mm Base Plate w/ 16mm Tap In Center	(2) FC38990M	(2) F85250M
H21403	40	80mm x 80mm Base Plate w/ 12mm Tap In Center	(2) FC38990M	(2) F85250M
H21453	40	80mm x 80mm Base Plate w/ 16mm Tap In Center	(2) FC38990M	(2) F85250M
H140276	45	45mm x 90mm Base Plate w/ M10 Tap In Center	(2) FC85200M	(2) F25250M
H140286	45	45mm x 90mm Base Plate w/ M12 Tap In Center	(2) FC85200M	(2) F25250M
H140296	45	45mm x 90mm Base Plate w/ M12 Tap In Center	(2) FC85200M	(2) F25250M
H140306	45	45mm x 90mm Base Plate w/ M12 Tap In Center	(2) FC85200M	(2) F25250M
H140436	45	90mm x 90mm Base Plate w/ M10 Tap In Center	(4) FC8520M	(4) F25250M
H140456	45	90mm x 90mm Base Plate w/ M12 Tap In Center	(4) FC8520M	(4) F25250M
H140476	45	90mm x 90mm Base Plate w/ M16 Tap In Center	(4) FC8520M	(4) F25250M

Economy Floor Mount Base Plates

U = Universal F = Fractional M = Metric





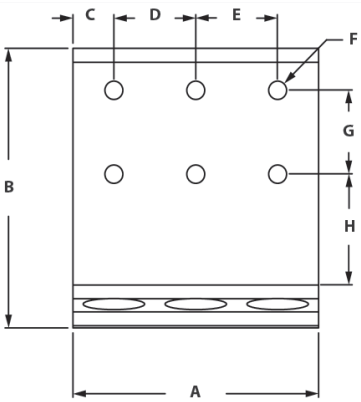

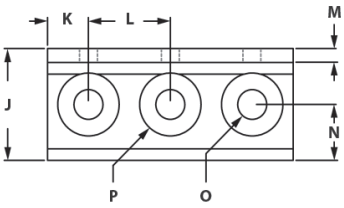

- Strong economy base plate
- Bolts directly in the t-slot
- Allows vertical adjustments
- More economical than standard Floor Mount Base Plate

6

Part #	Series	Bolt Kit	A	B	C	D	E	F	G	H	J	K	L	M	N	O	P
H24141	10	(2) FC33930	1.00	5.00	.500	N/A	N/A	.257	1.50	2.750	2.00	.500	N/A	.250	.688	.390	.875
H24161	10	(4) FC33930	2.00	5.00	.500	1.00	N/A	.257	1.50	2.750	2.00	.500	1.00	.250	.688	.390	.875
H24041	10	(6) FC33930	3.00	5.00	.500	1.00	1.00	.257	1.50	2.750	2.00	.500	1.00	.250	.688	.390	.875
* H24152	15	(2) FC33650	1.50	5.00	.750	N/A	N/A	.328	1.50	2.750	2.00	.750	N/A	.250	.688	.531	1.125
* H24172	15	(4) FC33650	3.00	5.00	.750	1.50	N/A	.328	1.50	2.750	2.00	.750	1.50	.250	.688	.531	1.125
H24052	15	(6) FC33650	4.50	5.00	.750	1.50	1.50	.328	1.50	2.750	2.00	.750	1.50	.250	.688	.531	1.125
H24153	40	(2) FC35260M	40mm	140mm	20mm	N/A	N/A	8.3mm	40mm	80mm	51mm	20mm	N/A	6mm	36mm	13mm	28mm
H24173	40	(4) FC35260M	80mm	140mm	20mm	40	40	8.3mm	40mm	80mm	51mm	20mm	40	6mm	36mm	13mm	28mm

* Also available in (BA) Black Anodized

Standard Floor Mount Base Plates

U = Universal F = Fractional M = Metric



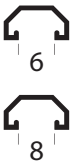

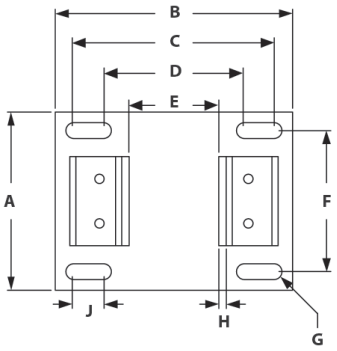

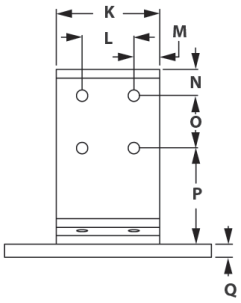

- Very strong method of mounting your frame to the floor
- Bolts directly in the t-slot
- Allows for vertical adjustments
- Slotted base plate holes allow for lateral adjustments

Part #	Series	Bolt Kit	A	B	C	D	E	F	G	H	J	K	L	M	N	O	P	Q
H23801	10	(4) FC33930	4.00	5.50	4.25	2.25	1.00	2.75	.203	.250	1.00	1.00	N/A	.500	.750	1.50	2.75	.250
H23851	10	(8) FC33930	5.50	5.50	4.25	2.25	1.00	4.25	.203	.250	1.00	2.00	1.00	.500	.750	1.50	2.75	.250
H23871	10	(8) FC33930	5.50	6.50	5.25	3.25	2.00	4.25	.203	.250	1.00	2.00	1.00	.500	.750	1.50	2.75	.250
H23902	15	(4) FC33650	5.00	6.00	4.75	2.75	1.50	3.75	2.65	.250	1.00	1.50	N/A	.750	.750	1.50	2.75	.375
H24002	15	(8) FC33650	6.00	6.50	5.25	3.25	1.50	4.75	2.65	.250	1.00	3.00	1.50	.750	.750	1.50	2.75	.375
H24102	15	(8) FC33650	6.00	8.00	6.75	4.75	3.00	4.75	2.65	.250	1.00	3.00	1.50	.750	.750	1.50	2.75	.375

Floor Bracket

U = Universal F = Fractional M = Metric



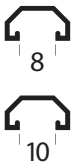

Part #	Series	Description	A	B	C	D	E	F	G	H
H140079	15/40	Die-Cast, Powder Coated Floor Bracket	6.30	2.362	.787	1.378	.394	.394	.315	1.496
H140025	30	Die-Cast, Powder Coated Floor Bracket	120mm	45mm	15mm	29mm	10mm	10mm	11.5mm	30mm
H140046	45	Die-Cast, Powder Coated Floor Bracket	120mm	45mm	15mm	29mm	10mm	10mm	14.9mm	30mm
H140086	45	Die-Cast, Powder Coated Floor Bracket	160mm	60mm	20mm	25mm	10mm	10mm	14.9mm	38mm

RECOMMENDED ASSEMBLY

Part #	Qty	Description	Use For
FC34540	2	5/16-18 x 5/8" SHCS & Economy T-Nut	H140079
FC35900M	2	M6 x 10mm SHCS & Drop-In T-Nut	H140025
FC35940M	2	M6 x 14mm SHCS & Drop-In T-Nut	H140046
FC36230M	2	M8 x 16mm SHCS & Drop-In T-Nut	H140086

- Secures your frame to the floor
- Bolts directly in the t-slot
- Allows for vertical adjustments
- Slotted base plate holes allow for lateral adjustments

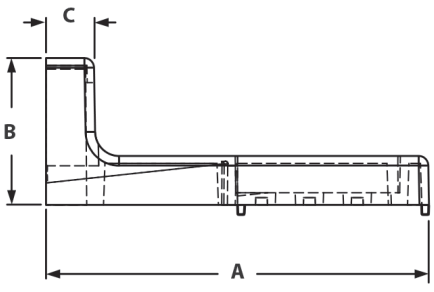

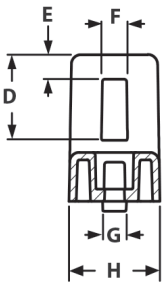

Adjustable Floor Bracket

U = Universal F = Fractional M = Metric



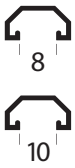

Part #	Series	Description	A	B	C	D	E	F	G	H
H140039	30	Die-Cast, Powder Coated Floor Bracket	15mm	45mm	120mm	10mm	10mm	29mm	30mm	11.5mm
H140059	45	Die-Cast, Powder Coated Floor Bracket	20mm	60mm	160mm	10mm	10mm	25mm	38mm	11.5mm
H140096	45	Die-Cast, Powder Coated Floor Bracket	20mm	60mm	160mm	10mm	10mm	25mm	38mm	14.9mm

RECOMMENDED MOUNT TO T-SLOT ASSEMBLY

Part #	Qty	Description	Use For
FC35900M	2	M6 x 10mm SHCS & Drop-In T-Nut	H140039
FC35940M	2	M6 x 14mm SHCS & Drop-In T-Nut	H140059
FC36230M	2	M8 x 16mm SHCS & Drop-In T-Nut	H140096

- Secures your frame to the floor
- Bolts directly in the t-slot
- Allows for vertical adjustments
- Slotted base plate holes allow for lateral adjustments

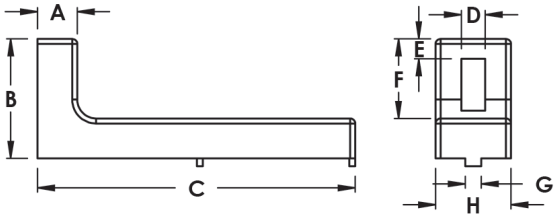

Steel Floormount Baseplate

U = Universal F = Fractional M = Metric





Part #	Series	Description	A	B	C	D	E	F	G	H	J
H23902S	15, 40	Black Steel Baseplate	6.00	5.00	2.00	2.00	.188	5.00	6.00	.625	1.50
H24002S	15, 40	Black Steel Baseplate	6.00	5.00	4.00	2.00	.188	5.00	6.00	.625	1.50
H23906S	45	Black Steel Baseplate	6.00	5.00	2.00	2.00	.080	5.00	6.00	.625	1.50
H24006S	45	Black Steel Baseplate	6.00	5.00	2.00	2.00	.080	5.00	6.00	.625	1.50

K	L	M	N	P	Q
3.50	1.00	1.00	N/A	6.25	.250
3.50	1.00	1.25	1.50	6.25	.250
3.50	1.00	1.00	N/A	6.25	.250
3.50	1.00	1.12	1.77	6.25	.250

- Secures your frame to the floor
- Allows for vertical adjustments
- Base plate holes allow for securement
- Painted black

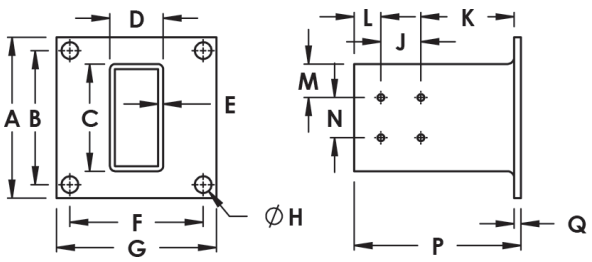

Foot Console

U = Universal F = Fractional M = Metric





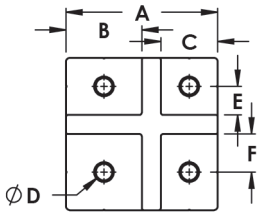

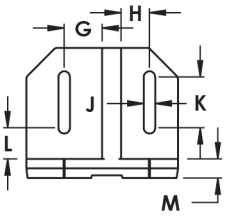

RECOMMENDED FASTENERS

Part #	Qty	Description	Use For
F85250M	2	M8 x 25mm SHCS	**H29856**
F85250M	2 (4)	M8 x 25mm SHCS	**H29866**

- Secures your frame to the floor
- Multiple use for 45 and 60 series

Part #	Series	Description	A	B	C	D	E	F	G	H	J	K	L	M
H29856PP	45/60	Profile to Floor Mount	120mm	60mm	45mm	13mm	22.5mm	30mm	30mm	22.5mm	9mm	40mm	24.5mm	15mm
H29866PP	45/90	Profile to Floor Mount	150mm	90mm	45.5mm	13mm	22.5mm	67.5mm	20.5mm	20.5mm	9mm	40mm	39.5mm	15mm

6

Aluminum Floor Bracket

U = Universal F = Fractional M = Metric





Part #	Series	Description	A	B	D	E	F	G	H
H120286	45	Aluminum Floor Bracket (Left)	10mm	25mm	175mm	43mm	10mm	65°	30mm
H120296	45	Aluminum Floor Bracket (Right)	10mm	25mm	175mm	43mm	10mm	65°	30mm

RECOMMENDED T-SLOT FASTENERS

Part #	Qty	Description	Use For
FC38690M	2	M8 x 20mm SHCS & Drop In T-Nut	**H120286**

- Secures your frame to the floor
- Bolts directly to the t-slot
- Slots allow for easy positioning

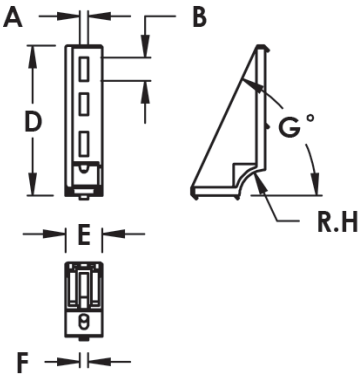

Steel Floor Bracket

U = Universal F = Fractional M = Metric



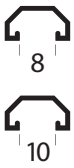

Part #	Series	Description	A	B	C	D	E	F	G	H
H140106	15, 40, 45	Zinc Plated Steel	29mm	13mm	12mm	87mm	14mm	150mm	145°	31mm

J	K	L	M	N	P	Q	R
53mm	19.5mm	18.5mm	9mm	52mm	200mm	25mm	39mm

RECOMMENDED MOUNT TO T-SLOT ASSEMBLY

Part #	Qty	Description	Use For
FC36230M	2	M8 x 16mm SHCS & Drop-In T-Nut	H140106

- Secures your frame to the floor
- Bolts directly to the t-slot
- Slots allow for easy positioning
- Zinc plated steel

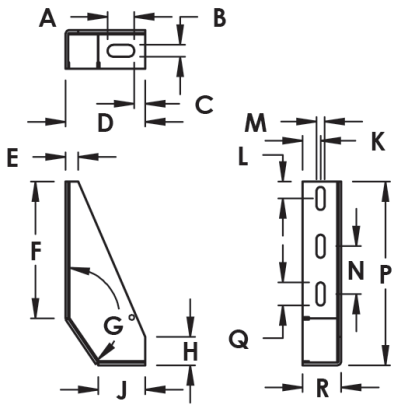

6

Clip Cable Binder

U = Universal F = Fractional M = Metric





Part #	Series	Description	A	B	C	D	E	F	G	H
H120262	15	Nylon Cable Clip Binder	.177	.315	.181	.787	1.575	1.283	.315	.630

RECOMMENDED FASTENERS

Part #	Qty	Description	Use For
FC35600M	1	M4 x 12mm SHCS & Drop-In T-Nut	H120262

- Organize wires and cables without the need for additional ties
- Mounts to the t-slot profile
- Snap cover for additional protection

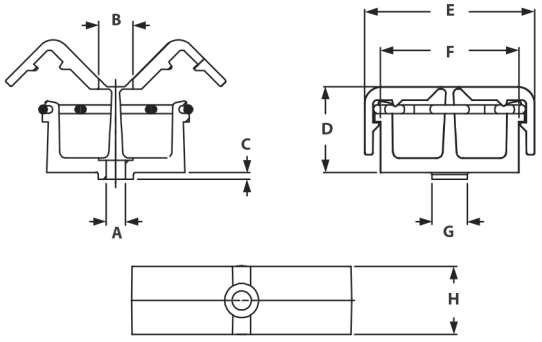

Cable & Tube Clip

U = Universal F = Fractional M = Metric

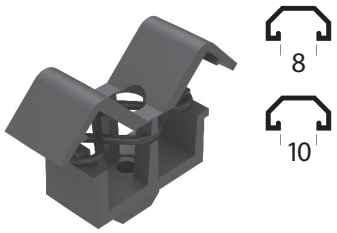

Part #	Series	Description	A	B	C	D	E
H120262	15/40	Cable & Tube Clip	20mm	2mm	4.3mm	32.6mm	16mm
H120255	30	Cable & Tube Clip	20mm	2mm	4.3mm	32.6mm	16mm
H120279	45	Cable & Tube Clip	20mm	2mm	4.3mm	32.6mm	16mm

- Organize wires and cables without the need for additional ties
- Mounts to the t-slot profile
- Snap cover for additional protection

RECOMMENDED FASTENERS

Part #	Qty	Description	Use For
FC35600M	1	M4 x 12mm SHCS & Drop-In T-Nut	H120269
FC35610M	1	M4 x 12mm SHCS & Drop-In T-Nut	H120255
FC35630M	1	M4 x 12mm SHCS & Drop-In T-Nut	H120279

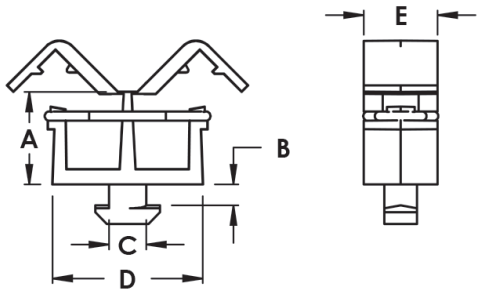

6

Laminated Table Tops

U = Universal F = Fractional M = Metric



- Commonly used for desks, tables and workstations

Part #	Series	Description
H28009	10, 15, 30, 40, 45	30" x 40" x 1.25" Laminated Table Top - Gray
H28019	10, 15, 30, 40, 45	30" x 40" x 1.25" Laminated Table Top - Almond
H28029	10, 15, 30, 40, 45	30" x 60" x 1.25" Laminated Table Top - Gray
H28039	10, 15, 30, 40, 45	30" x 60" x 1.25" Laminated Table Top - Almond
H28049	10, 15, 30, 40, 45	30" x 72" x 1.25" Laminated Table Top - Gray
H28059	10, 15, 30, 40, 45	30" x 72" x 1.25" Laminated Table Top - Almond
H28069	10, 15, 30, 40, 45	36" x 72" x 1.25" Laminated Table Top - Gray
H28079	10, 15, 30, 40, 45	36" x 72" x 1.25" Laminated Table Top - Almond

RECOMMENDED 15S EXTRUSION FASTENERS

Part #	Qty	Description	Use For
FC28102	1	Table Mount Assembly	15S

Cable & Tube Clip, 1/4 Turn

U = Universal F = Fractional M = Metric

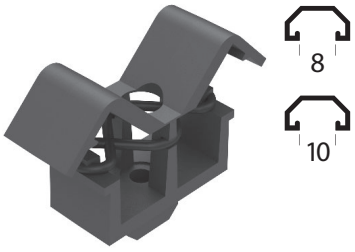

Part #	Series	Description	A	B	C	D	E
H123199	15/40	Cable & Tube Clip, 1/4 Turn	20.2mm	4.5mm	8mm	32.33mm	16mm
H123219	30	Cable & Tube Clip, 1/4 Turn	20.2mm	2mm	8mm	32.33mm	16mm
H123206	45	Cable & Tube Clip, 1/4 Turn	20.2mm	8mm	10mm	32.33mm	16mm

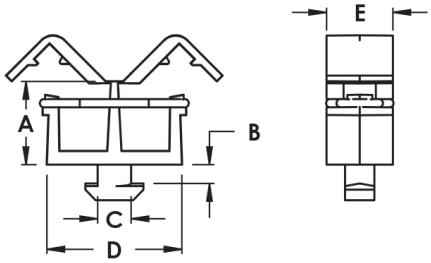

- Organize wires and cables without the need for additional ties
- Snap cover for additional protection
- Drops into a t-slot channel and twists into place

6

Cable Mount Block, 1/4 Turn

U = Universal F = Fractional M = Metric

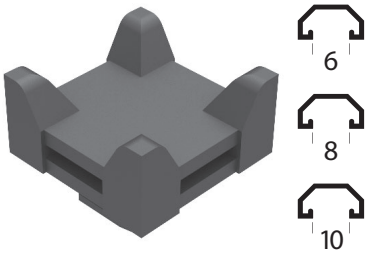

Part #	Series	Description	A	B	C	D	E	F
H123141	10	Black Nylon Cable Mount Block	12mm	11mm	2mm	1.9mm	10mm	22mm
H123169	15/40	Black Nylon Cable Mount Block	16mm	11mm	2mm	4.29mm	10mm	22mm
H123175	30	Black Fiberglass Reinforced Nylon	14mm	11mm	2mm	2.54mm	10mm	22mm
H123156	45	Black Fiberglass Reinforced Nylon	18mm	11mm	2mm	5.8mm	10mm	22mm

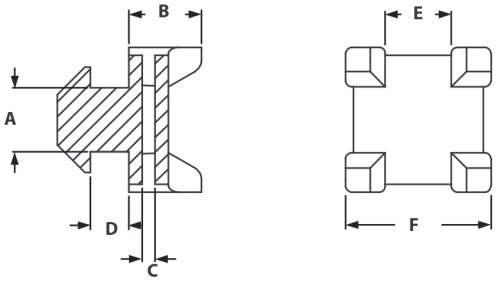

- Organize wires and cables with cable ties
- Drops into a t-slot channel and twists into place



Part #	Series	Description	A	B	C
H28989	15/40	Snap In Black Conduit 78.75"	38mm	38mm	Slot 8
H28982	15/40	Snap In Light Grey Conduit 78.75"	38mm	38mm	Slot 8
H28986	45	Snap In Light Grey Conduit 2M	38mm	38mm	Slot 10
H28996	45	Snap In Black Conduit 2M	38mm	38mm	Slot 10

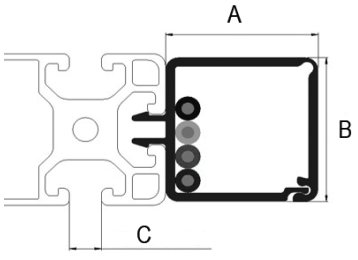

- Secure Storage Compartment for Wires, Cables, and Air Lines
- Dual Construction – Rigid-PVC with Flexible-PVC Hinge

Tube and Wire Clamp

U = Universal F = Fractional M = Metric



6
8

- Organizes tubes and wires throughout your design
- Attaches easily to T-Slot
- Mounts 1/8" through 1" O.D. tubing and wires
- Oil, chemical, and acid resistant

Part #	Description	A	B	C	D	E	F	G
H25009	1/8" Single Tube Clamp	.281	.375	.500	.438	.125	.875	.063
H25019	1/4" Single Tube Clamp	.281	.375	.500	.438	.250	.875	.063
H25029	3/8" Single Tube Clamp	.281	.438	.625	.563	.375	1.063	.063
H25039	1/2" Single Tube Clamp	.281	.563	.813	.875	.500	1.375	.063
H25049	3/4" Single Tube Clamp	.281	.750	.813	1.188	.750	1.688	.063
H25059	1" Single Tube Clamp	.281	.750	.813	1.188	1.00	1.688	.063
H25069	1/8" Double Tube Clamp	.281	.500	.125	.438	1.25	.688	.063
H25079	1/4" Double Tube Clamp	.281	.500	.250	.438	1.25	.688	.063
H25089	3/8" Double Tube Clamp	.281	.625	.375	.563	1.563	.875	.063
H25099	1/2" Double Tube Clamp	.281	.813	.500	.875	2.125	1.188	.063
H25109	3/4" Double Tube Clamp	.281	.813	.750	1.188	2.813	1.50	.063
H25119	1" Double Tube Clamp	.281	.813	1.00	1.188	2.813	1.50	.063

SINGLE

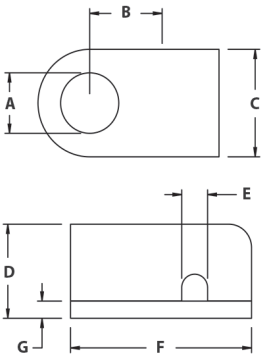

DOUBLE

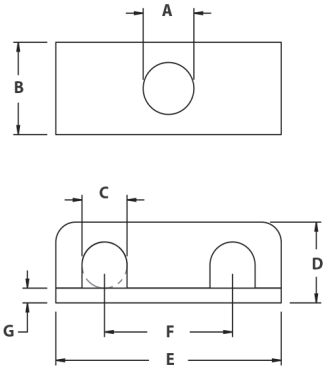

RECOMMENDED FASTENERS

Single Clamp	H25009	H25019	H25029	H25039	H25049	H25059
Double Clamp	H25069	H25079	H25089	H25099	H25109	H25119
10 Series	FC33040	FC33040	FC33050	FC33070	FC33080	FC33080
15 Series	FC33040	FC33050	FC33060	FC33070	FC33080	FC33080

FASTENER SIZE

10 Series	15 Series	Description
1/4-20 x 3/4"	1/4-20 x 3/4"	1/8" Tube and Wire Clamp
1/4-20 x 3/4"	1/4-20 x 7/8"	1/4" Tube and Wire Clamp
1/4-20 x 7/8"	1/4-20 x 1"	3/8" Tube and Wire Clamp
1/4-20 x 1 1/4"	1/4-20 x 1 1/4"	1/2" Tube and Wire Clamp
1/4-20 x 1 1/2"	1/4-20 x 1 1/2"	3/4" Tube and Wire Clamp
1/4-20 x 1 1/2"	1/4-20 x 1 1/2"	1" Tube and Wire Clamp

Sensor Mounting Block

U = Universal F = Fractional M = Metric



6
8

- Attach sensors to Parco profiles
- Fully adjustable
- Black, fiberglass reinforced nylon

Part #	Description	A	B	C	D	E	F	G
H65579	10mm Sensor Mounting Block	.472	1.102	.394	.169	.256	.787	.630

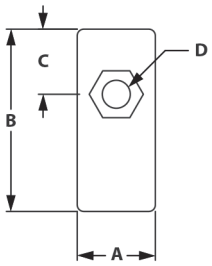

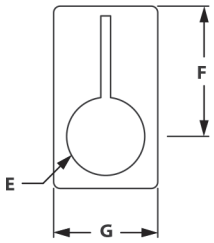

Roller Element, Screw-On

U = Universal F = Fractional M = Metric





Part #	Description	A	B	C	D	E	F	G	H
H114029	Black Nylon Screw-On w/o Lateral Guide	7.5mm	30mm	8/10	18mm	20mm	27mm	40mm	80mm
H114039	Black Nylon Screw-On w/ Lateral Guide	7.5mm	30mm	8/10	18mm	20mm	27mm	40mm	80mm

New *

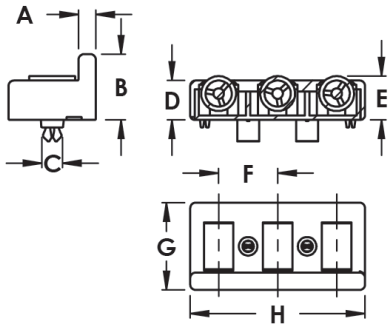

- For manufacturing roller conveyors in any width and length
- Screwed into place
- Slot 8 and 10

6

Roller Element, Clip-Fix

U = Universal F = Fractional M = Metric



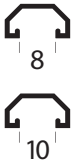

Part #	Description	A	B	C	D	E	F	G	H
H114009	Black Nylon Clip-Fix w/o Lateral Guide	N/A	N/A	8/10	18mm	20mm	27mm	40mm	80mm
H114019	Black Nylon Clip-Fix w/ Lateral Guide	7.5mm	30mm	8/10	18mm	20mm	27mm	40mm	80mm

New *

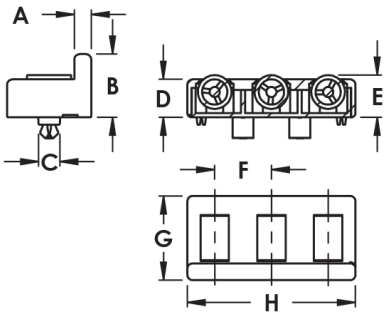

- Snaps into t-slot for manufacturing roller conveyors in any width and length
- No need for tools
- Slot 8 and 10

Gravity Roller Mounting Block

U = Universal F = Fractional M = Metric

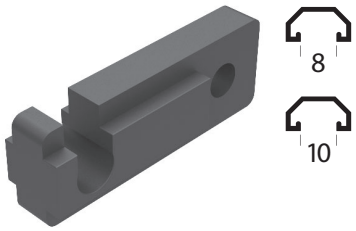

Part #	A	B	C	D	E	F	G	H	J	K	L	M	N
H121679	1.969	1.299	.354	.291	.709	.314	.236	.472	.276	.315	.394	.118	.079

- Used with gravity rollers
- Black, fiberglass reinforced nylon
- Typically used for material handling applications

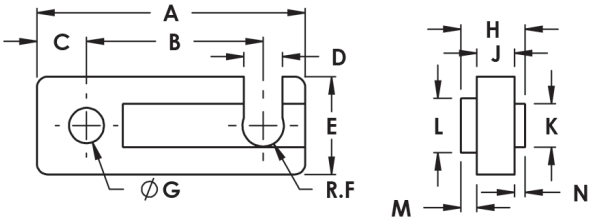

6

Backlock Catch

U = Universal F = Fractional M = Metric



Part #	Series	A	B	C	D	E	F	G	H	J	K
H116039	45	1mm	9.4mm	72mm	2.5mm	50mm	17mm	9.5mm	10mm	40mm	20mm

New *

- Prevents backward movement of the tool carrier in conjunction with gravity rollers
- Die-cast zinc

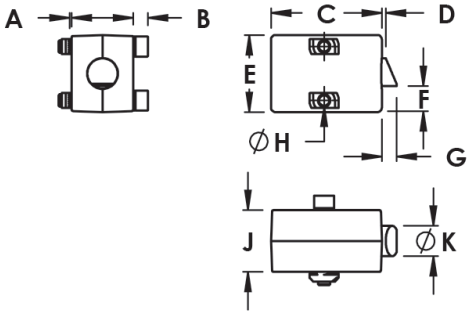

Telescoping Leg Assembly (TLA)

U = Universal F = Fractional M = Metric



Part #	Description	A	B	C	D	E	F	G	H
2M-B1C-12-T	2-Cylinder Manual System	7.677	5.118	4.346	1.673	24-36	1.348	7.357	6.457
2E-B1C-12-T	2-Cylinder Electric System	7.677	5.118	4.346	1.673	24-36	1.348	7.357	6.457

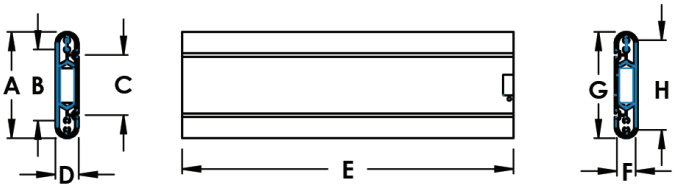

6

Dyna-Lift Base Model

U = Universal F = Fractional M = Metric



Part #	Description	Operation	Stroke
1M-D1A-06-S	1-post manual system	Manual	6”
1M-D1A-12-S	1-post manual system	Manual	12”
2M-D1A-06-S	2-post manual system	Manual	6”
2M-D1A-12-S	2-post manual system	Manual	12”
4M-D1A-06-S	4-post manual system	Manual	6”
4M-D1A-12-S	4-post manual system	Manual	12”
1E-D1A-06-S	1-post electric system	Electric	6”
1E-D1A-12-S	1-post electric system	Electric	12”
2E-D1A-06-S	2-post electric system	Electric	6”
2E-D1A-12-S	2-post electric system	Electric	12”
4E-D1A-06-S	4-post electric system	Electric	6”
4E-D1A-12-S	4-post electric system	Electric	12”

- Complete and Ready to Install
- 250 lb capacity per leg on 4 post system
- 1,000 lb max on 6 post system
- Stainless Steel Leg Systems
- Standard Unit Offers 0-16 in. height adjustment range
- Uses colorless, odorless, non-staining, non-toxic fluid
- Smooth, quiet operation
- All lift systems come with standard with tube length of a 4-post lift (96 - 96 - 60 - 60”). Custom lengths ordered cannot exceed 144” per cylinder.
- Sizes are available in the Dyna-Lift like with: 1 cylinder to lift 250 lbs., 2 cylinders to lift 500 lbs., 3 cylinders to lift 750 lbs., and 4 cylinders to lift 1000 lbs.
- Stroke lengths of 6”, 8”, 10”, 12”, 14”, and 16” with other lengths available as well.

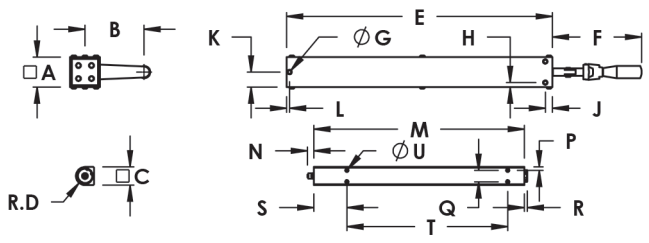

Heavy Duty Dyna-Lift

U = Universal F = Fractional M = Metric



Part #	Stroke	A	B	C	D	E	F	G	H	J	K
4E-D1A-06-H	6”	.188	2.50	.500	.250	14.65	2.00	.281	28.48	9.00	4.00
4E-D1A-08-H	8”	.188	2.50	.500	.250	14.65	2.00	.281	28.48	9.00	4.00
4E-D1A-10-H	10”	.188	2.50	.500	.250	18.71	2.00	.281	32.54	9.00	4.00
4E-D1A-12-H	12”	.188	2.50	.500	.250	18.71	2.00	.281	32.54	9.00	4.00
4E-D1A-20-H	20”	.188	2.50	.500	.250	26.85	2.00	.281	40.35	9.00	4.00

L	M	N	P	Q	R	S	T	U
.750	1.50	.531	11.5	1/4-20	.950	6.50	.250	1.38
.750	1.50	.531	13.5	1/4-20	.950	9.45	.250	1.38
.750	1.50	.531	15.5	1/4-20	.950	9.45	.250	1.38
.750	1.50	.531	17.5	1/4-20	.950	13.38	.250	1.38
.750	1.50	.531	25.5	1/4-20	.950	17.38	.250	1.38

- Heavy Duty Dyna-Lift Kit quickly converts a fixed height structure to one with a 0-12” range of height adjustment
- The 1,500 lb. capacity Heavy Duty Dyna-Lift is now available for both retrofit and OEM Applications

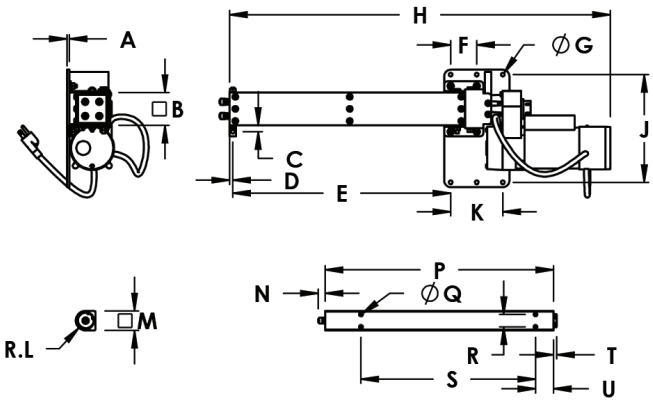

Internal & External Aluminum Extrusion Mount

U = Universal F = Fractional M = Metric



Part #	A	B	C	D	E	F	G	H	J	K
H29892PP	.950	.750	1.00	1/4	.813	1.00	.500	5/16	2.00	2.00

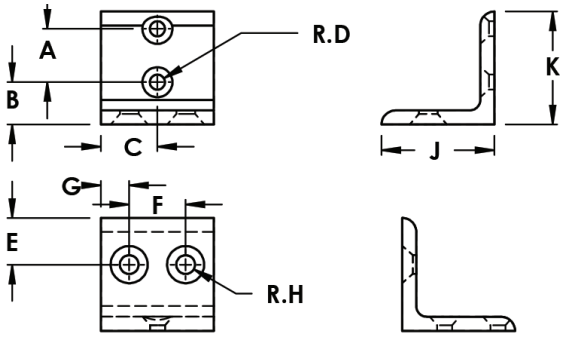

- Converts a fixed structure or OEM design to one with a 0-16” range of height adjustment with either manual (hand crank) or electric actuation
- Adjustment ranges available in 6”, 8”, 10”, 12” 14”, and 16” stroke.
- Lifting capacities of up to 1,500 lbs (with Heavy Duty Dyna-Lift)
- Single acting cylinders power up and gravity down. App. 20 lbs. of weight per cylinder to retract properly

End Caps

U = Universal F = Fractional M = Metric



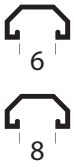

- End Caps come with Push-In Fasteners (Part # F32720 or F32740)
- Allows you to cap off extrusion ends
- 10 and 15 Series sizes
- End caps with Parco logo are standard unless PLAIN is requested

Part #	Description
H20151	1" x 1" Black End Cap w/ Parco Logo
H20151PLAIN	1" x 1" Plain Black End Cap
H20221	1" x 1" Plain Quarter Round Black End Cap
H20251	1" x 2" Black End Cap w/ Parco Logo
H20251PLAIN	1" x 2" Plain Black End Cap
H20629	1" x 3" Plain Black End Cap
H20281	2" x 2" Black End Cap w/ Parco Logo
H20281PLAIN	2" x 2" Plain Black End Cap
H20302	1.5" x 1.5" Black End Cap w/ Parco Logo
H20302PLAIN	1.5" x 1.5" Plain Black End Cap
H20352	1.5" x 1.5" Plain Quarter Round Black End Cap
H20452	1.5" x 3" Black End Cap w/ Parco Logo
H20452PLAIN	1.5" x 3" Plain Black End Cap
H20462	1.5" x 4.5" Plain Black End Cap
H20502	3" x 3" Black End Cap w/ Parco Logo
H20502PLAIN	3" x 3" Plain Black End Cap
H20303	40mm x 40mm Black End Cap w/ Parco Logo
H20303PLAIN	40mm x 40mm Plain Black End Cap
H20503	80mm x 80mm Black End Cap w/ Parco Logo
H20503PLAIN	80mm x 80mm Plain Black End Cap

Snap-In End Caps

U = Universal F = Fractional M = Metric





- Allows you to cap off extrusion ends
- Complete Snap-In End Cap, no fasteners needed
- 10 and 15 Series sizes

Part #	Description
H20151PI	1" x 1" Plain Black Snap-In End Cap
H20251PI	1" x 2" Plain Black Snap-In End Cap
H20261PI	1" x 3" Plain Black Snap-In End Cap
H20281PI	2" x 2" Plain Black Snap-In End Cap
H20302PI	1.5" x 1.5" Plain Black Snap-In End Cap
H20452PI	1.5" x 3" Plain Black Snap-In End Cap
H20502PI	3" x 3" Plain Black Snap-In End Cap
H122715PI	30mm x 30mm Snap-In End Cap
H123025PI	30mm x 30mm Snap-In End Cap
H20303PL	40mm x 40mm Snap-In End Cap
H122626PI	45mm x 45mm Snap-In End Cap
H122596PI	45mm x 45mm Snap-In End Cap
H122696PI	90mm x 90mm Snap-In End Cap

Cup or Tool Holder

U = Universal F = Fractional M = Metric

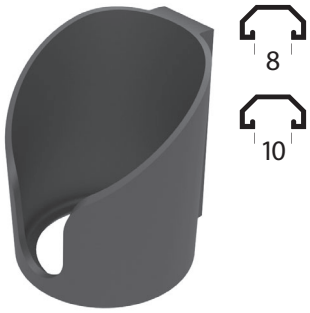

Part #	Style	A	B	C	D	E	F	G	H	J	K	L
H116009	Open	3.583	1.339	4.646	3.909	4.409	.216	.906	2.795	4.173	1.299	.276
H116019	Closed	3.583	1.339	4.646	3.909	4.409	.216	.906	n/a	4.173	1.299	.276

RECOMMENDED BOLT ASSEMBLY

Part #	Qty	Description	Use For
FC35750M	2	M5 x 16mm FHSCS & Drop-In T-Nut	H116009
FC35750M	2	M5 x 16mm FHSCS & Drop-In T-Nut	H116019

- Closed or open bottom

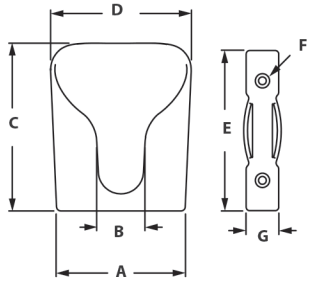

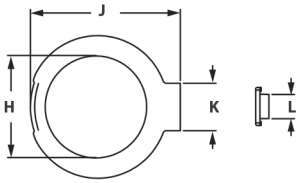

6

Grab Tray

U = Universal F = Fractional M = Metric



- Attaches to t-slot
- allows for part management and presentation

Part #	Series	Description	A	B	C	D	E	F	G	H
H29752PP	15, 30, 40	Black Grab Tray	8mm	50mm	153.5mm	136mm	87mm	19mm	105mm	60mm
H29762PP	15, 30, 40	Yellow Grab Tray	8mm	50mm	153.5mm	136mm	87mm	19mm	105mm	60mm
H29772PP	15, 30, 40	Red Grab Tray	8mm	50mm	153.5mm	136mm	87mm	19mm	105mm	60mm
H29782PP	15, 30, 40	Green Grab Tray	8mm	50mm	153.5mm	136mm	87mm	19mm	105mm	60mm
H29792PP	15, 30, 40	Gray Grab Tray	8mm	50mm	153.5mm	136mm	87mm	19mm	105mm	60mm
H29806PP	45	Black Grab Tray	10mm	50mm	153.5mm	136mm	87mm	19mm	105mm	60mm
H29816PP	45	Yellow Grab Tray	10mm	50mm	153.5mm	136mm	87mm	19mm	105mm	60mm
H29826PP	45	Red Grab Tray	10mm	50mm	153.5mm	136mm	87mm	19mm	105mm	60mm
H29836PP	45	Green Grab Tray	10mm	50mm	153.5mm	136mm	87mm	19mm	105mm	60mm
H29846PP	45	Gray Grab Tray	10mm	50mm	153.5mm	136mm	87mm	19mm	105mm	60mm

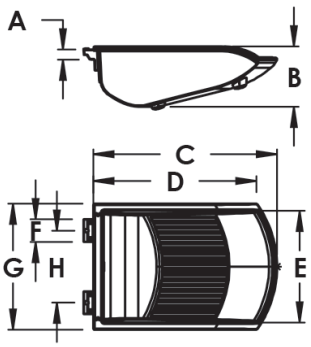

Slatwall Panels

U = Universal F = Fractional M = Metric



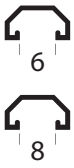

Part #	Series	Description	Thickness	A	B	C
H59999	10	12'6" Slatwall Panel	1/8"	.450	1.50	.495
H30199	15	12' Channel 3/4" x 1/2"	3/4"	.750	.500	.125

- Allows for mounting of t-slot accessories

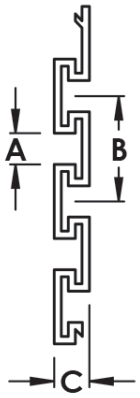

RECOMMENDED 10S FASTENERS

Part #	Qty	Description	Use For
J45108	1	10 to 15 S - 2 Hole Transition Strip	H59999
FC33930	1	1/4-20 x 1/2" FBHSCS & Economy T-Nut	H59999
FC33650	1	5/16-18 x 5/8" FBHSCS & Economy T-Nut	H59999

RECOMMENDED 15S FASTENERS

Part #	Qty	Description	Use For
J43072	1	15S 2 Hole Joining Strip	H30199
FC33650	2	5/16-18 x 5/8" FBHSCS & Economy T-Nut	H30199

6

Label Clip

U = Universal F = Fractional M = Metric





Part #	Description	A	B	C	D
H29709PP	Transparent Gray D28	28mm	120mm	38mm	41mm
H29719PP	Transparent Gray D28	28mm	2000mm	38mm	41mm
H29729PP	Transparent D28	28mm	120mm	38mm	40mm
H29739PP	Transparent D28	28mm	2000mm	38mm	40mm

New *

- Adhesive backed labeling device
- Works with Parco's Kwik Tube

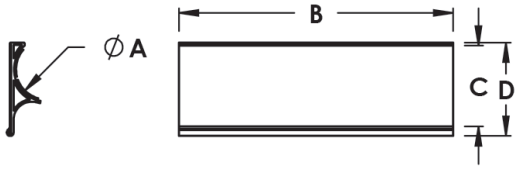

Glass Panel Clamp

U = Universal F = Fractional M = Metric



Part #	Series	A	B	C	D	E	F	G
H44909	10, 15, 40	32.5mm	9mm	20mm	19.5mm	25mm	5.5mm	13.5mm

New *

- A simple way to connect glass panels
- Pads help protect panel
- Zinc die-cast
- 10, 15 and 40 series

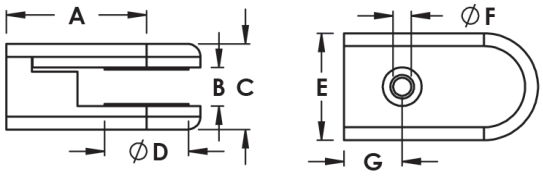

6

Glass Corner Connector

U = Universal F = Fractional M = Metric



Part #	Series	A	B	C	D	E
H44919	10, 15, 40	20mm	25mm	3mm	20mm	M5

New *

- Used to make a 90 degree corner connection with two glass panels
- Uses two glass panel clamps part number H44909

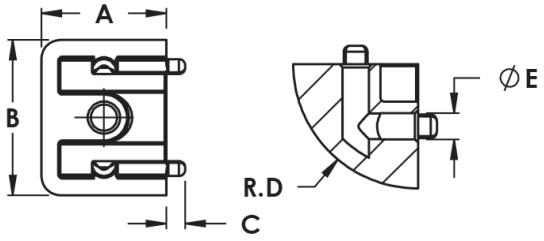

Monitor Mount

U = Universal F = Fractional M = Metric





Part #	Series	A	B	C	D	E	F	G
H29749PP	15, 30, 40, 45	4.3mm	113mm	100mm	75mm	M4	M8	11.4mm

New *

- Used to attach flat screens to aluminum profile structures
- VESA MIS-D 75/100 compatible
- Can be adjusted horizontally or vertically

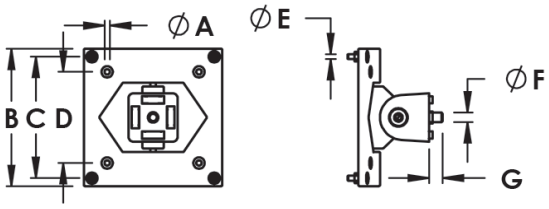

6

7

Section 7

Stanchions

Stanchions allow you the ability to implement a fourth and fifth axis to your application. Within this section, there are many types of stanchions that allow versatility when designing your project and modularity when utilizing your project. Anything from single or double shaft bases, blank mounting or pre-drilled mounting plates, to single or double mounting blocks are available.

The Horizontal Quick Clamp stanchion, a different style of stanchion, allows you to retain the modularity you get with PARCO extrusions. By utilizing our tubes and solid rounds, you can create precise positioning without stanchions. Position of camera equipment and light sources, even positioning for actuators or sensors, has never been easier.

Stanchion Advantages

1. Adjustable in X, Y, and Z axis when used with T-Slots
2. Bolts directly to PARCO extrusions
3. Choose from aluminum or steel tubes for stanchion posts

Pictorial Table of Contents

Single Shaft Base



Page 246

Double Shaft Base



Page 246

Single Shaft Blank Mounting Plate



Page 247

Single Shaft Pre-Drilled Mounting Plate



Page 247

Quick Cross Clamp



Page 248

Single Shaft Mounting Block



Page 248

Single Horizontal Base



Page 249

Double Horizontal Base



Page 249

Horizontal Quick Clamp



Page 250

Stanchion Cross Clamp



Page 250

7

Single Shaft Base

F = Fractional M = Metric





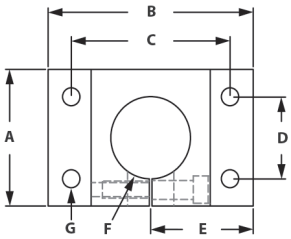

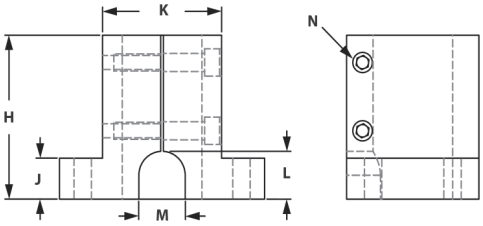

(Included Bolt)

Part #	Series	Description	A	B	C	D	E	F	G	H	J	K	L	M	N
S50501	10	1" Diameter	2.125	3.00	2.25	1.00	1.50	1.004	.257	2.50	.500	1.50	.625	.625	1/4-20 SHCS
S51002	10	1" Diameter	2.125	3.00	2.25	1.00	1.50	1.004	.257	2.50	.500	1.50	.625	.625	1/4-20 SHCS
S52002	15	1.5" Diameter	2.50	3.875	3.00	1.50	1.937	1.505	.328	3.00	.750	2.250	.875	.875	5/16-18 SHCS
S53002	15	2" Diameter	3.50	4.750	3.750	1.50	2.375	2.005	.328	3.50	.750	2.750	.750	1.25	5/16-18 SHCS

RECOMMENDED FASTENERS

Part #	Qty	Description	Use For
FC34710	4	1/4-20 x .875 SHCS & Slide In T-Nut & Washer	**S50501**
FC34700	4	5/16-18 x 1.00" SHCS & Slide In T-Nut & Washer	**S51002**
FC34210	4	5/16-18 x 1.25" SHCS & Slide In T-Nut & Washer	**S52002**
FC34210	4	5/16-18 x 1.25" SHCS & Slide In T-Nut & Washer	**S53002**

7

Double Shaft Base

F = Fractional M = Metric





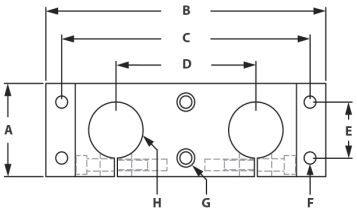

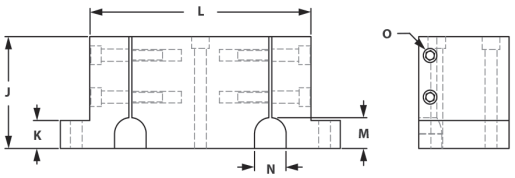

(Included Bolt)

Part #	Series	Description	A	B	C	D	E	F	G	H	J	K	L	M	N	O
S51251	10	1" Diameter	2.00	6.50	5.750	3.50	1.00	.257	1/4-20 SHCS	1.004	2.50	.500	5.00	.625	.620	1/4-20 SHCS
S51502	10	1" Diameter	2.00	6.50	5.750	3.50	1.50	.328	5/16-18 SHCS	1.004	2.50	.500	5.00	.625	.620	5/16-18 SHCS
S52502	15	1.5" Diameter	2.50	7.75	6.875	3.875	1.50	.328	5/16-18 SHCS	1.505	3.00	.750	6.125	.825	.875	5/16-18 SHCS
S53502	15	2" Diameter	3.50	9.50	8.50	4.75	1.50	.328	5/16-18 SHCS	2.005	3.50	.750	7.50	.750	1.25	5/16-18 SHCS

RECOMMENDED FASTENERS

Part #	Qty	Description	Use For
FC33040	2	1/4-20 x .75" SCHS & Economy T-Nut	**S51251**
FC34580	2	5/16-18 x .875" SCHS & Economy T-Nut	**S51502**
FC34210	2	5/16-18 x 1.25" SCHS & Economy T-Nut	**S52502**
FC34210	2	5/16-18 x 1.25" SCHS & Economy T-Nut	**S53502**

Single Shaft Blank Mounting Plate

F = Fractional M = Metric



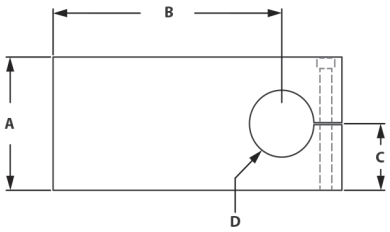

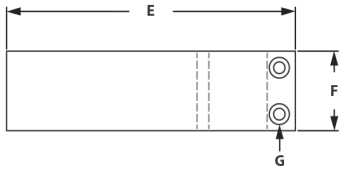

(Included Bolt)

Part #	Series	Description	A	B	C	D	E	F	G
S54009	10	1" Diameter	2.00	3.562	1.00	1.004	4.50	1.00	1/4-20 SHCS
S54509	15	1.5" Diameter	3.00	5.125	1.50	1.505	6.50	1.50	5/16-18 SHCS
S55009	15	2" Diameter	4.00	6.125	2.00	2.005	7.75	2.00	5/16-18 SHCS

7

Single Shaft Pre-Drilled Mounting Plate

F = Fractional M = Metric



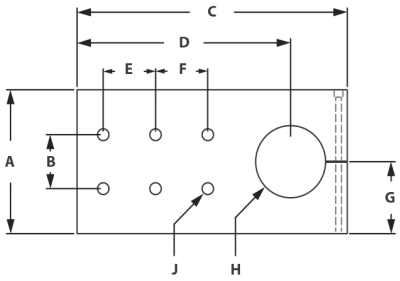

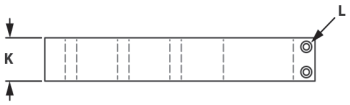

(Included Bolt)

Part #	Series	Description	A	B	C	D	E	F	G	H	J	K	L
S54151	10	1" Diameter	2.00	1.00	4.50	3.56	1.00	N/A	1.00	1.004	4 @ .257	1.25	1/4-20 SHCS
S54252	15	1" Diameter	2.00	1.50	4.50	3.562	1.50	N/A	1.00	1.004	4 @ .328	1.25	1/4-20 SHCS
S54752	15	1.5" Diameter	3.00	1.50	6.50	5.125	1.50	N/A	1.50	1.505	4 @ .328	1.50	5/16-18 SHCS
S55252	15	2" Diameter	4.00	1.50	7.75	6.125	1.50	1.50	2.00	2.005	6 @ .328	2.00	5/16-18 SHCS

RECOMMENDED FASTENERS

Part #	Qty	Description	Use For
F30720	4	1/4-20 x 1 1/2" SHCS	S54151
F31290	4	5/16-18 x 1 3/4" SHCS	S54252
F31300	4	5/16-18 x 2" SHCS	S54752
F31320	6	5/16-18 x 2 1/2" SHCS	S55252

Quick Cross Clamp

F = Fractional M = Metric



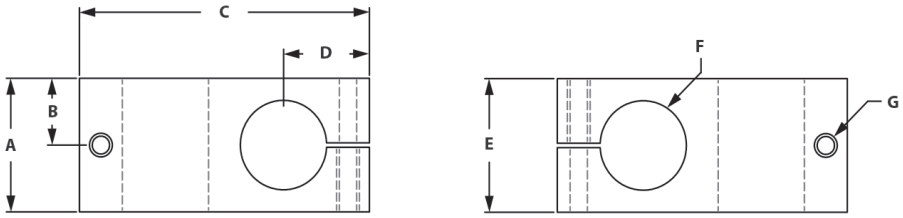

Part #	Series	Description	A	B	C	D	E	F	G-Tap
S53409	10/15/40	1" Quick Cross Clamp	1.50	.750	3.375	1.00	1.50	1.004	1/4-20

7

Single Shaft Mounting Block

F = Fractional M = Metric



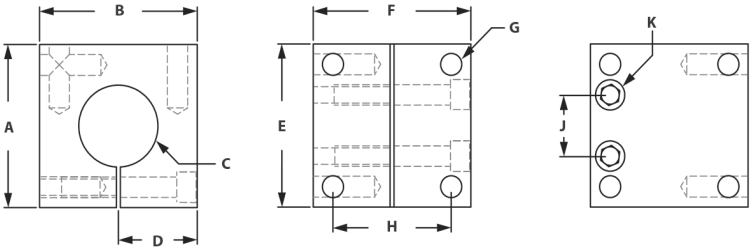

(Included Bolt)

Part #	Series	Description	A	B	C	D	E	F	G-Tap	H	J	K
S55509	10/15/40	1" Diameter Single Shaft Mounting Block	2.00	2.00	1.004	1.00	2.00	2.00	5/16-18	1.50	.750	1/4-20 SHCS

Single Horizontal Base

F = Fractional M = Metric

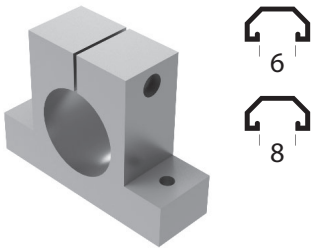

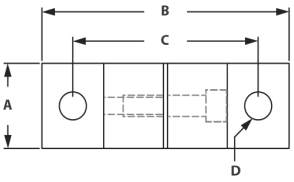

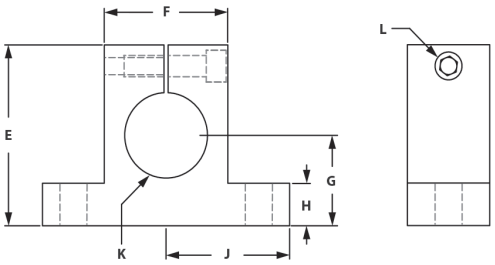

(Included Bolt)

Part #	Series	Description	A	B	C	D	E	F	G	H	J	K	L
S58601	10	1" Single Horizontal Base	1.00	3.00	2.25	.257	2.125	1.50	1.062	.500	1.50	1.004	1/4-20 SHCS
S58702	15	1" Single Horizontal Base	1.00	3.00	2.25	3.28	2.125	1.50	1.062	.500	1.50	1.004	1/4-20 SHCS
S58802	15	1.5" Single Horizontal Base	1.25	3.875	3.00	3.28	2.50	2.25	1.125	.750	1.937	1.505	5/16-18 SHCS
S58902	15	2" Single Horizontal Base	1.50	4.750	3.75	3.28	3.50	2.75	1.625	1.00	2.375	2.005	5/16-18 SHCS

RECOMMENDED FASTENERS

Part #	Qty	Description	Use For
FC33040	2	1/4-20 x .75" SCHS & Economy T-Nut	**S58601**
FC34580	2	5/16-18 x .875" SCHS & Economy T-Nut	**S58702**
FC34210	2	5/16-18 x 1.30" SHCS & Slide In T-Nut & Washer	**S58802**
FC34220	2	5/16-18 x 1.50" SHCS & Slide In T-Nut & Washer	**S58902**

7

Double Horizontal Base

F = Fractional M = Metric



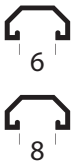

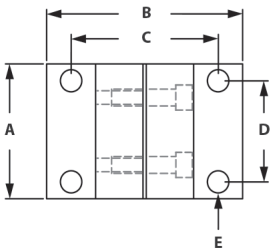

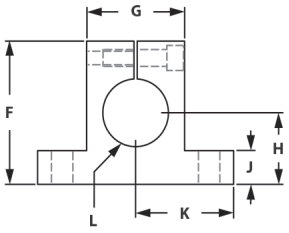

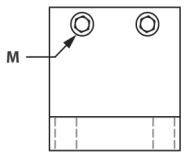

(Included Bolt)

Part #	Series	Description	A	B	C	D	E	F	G	H	J	K	L	M
S59101	10	1" Double Horizontal Base	2.00	3.00	2.25	1.00	.257	2.125	1.50	1.062	.500	1.50	1.004	1/4-20 SHCS
S59202	15	1" Double Horizontal Base	2.00	3.00	2.25	1.50	.328	2.125	1.50	1.062	.500	1.50	1.004	1/4-20 SHCS
S59302	15	1.5" Double Horizontal Base	2.50	3.875	3.00	1.50	.328	2.50	2.25	1.125	.750	1.937	1.505	5/16-18 SHCS
S59402	15	2" Double Horizontal Base	3.50	4.750	3.75	1.50	.328	3.50	2.75	1.625	1.00	2.375	2.005	5/16-18 SHCS

RECOMMENDED FASTENERS

Part #	Qty	Description	Use For
FC33040	2	1/4-20 x .75" SCHS & Economy T-Nut	**S59101**
FC34580	2	5/16-18 x .875" SCHS & Economy T-Nut	**S59202**
FC34210	2	5/16-18 x 1.30" SHCS & Slide In T-Nut & Washer	**S59302**
FC34220	2	5/16-18 x 1.50" SHCS & Slide In T-Nut & Washer	**S59402**

Horizontal Quick Clamp

F = Fractional M = Metric



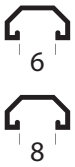

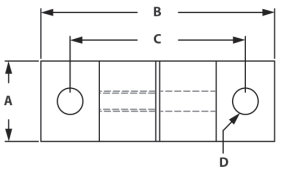

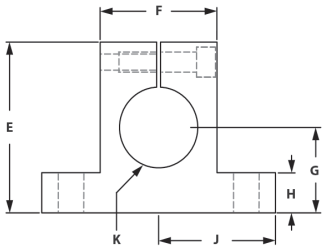

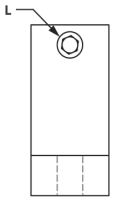

Part #	Series	Description	A	B	C	D	E	F	G	H	J	K	L-Tap
S53601	10	1" Horizontal Quick Clamp	1.00	3.00	2.25	.257	2.125	1.50	1.062	.500	1.50	1.004	1/4-20
S53702	15	1" Horizontal Quick Clamp	1.00	3.00	2.25	.328	2.125	1.50	1.062	.500	1.50	1.004	1/4-20

RECOMMENDED FASTENERS

Part #	Qty	Description	Use For
FC33040	2	1/4-20 x .75" SCHS & Economy T-Nut	**S53601**
FC34580	2	5/16-18 x .875" SCHS & Economy T-Nut	**S53702**

7

Stanchions Cross Clamp

F = Fractional M = Metric





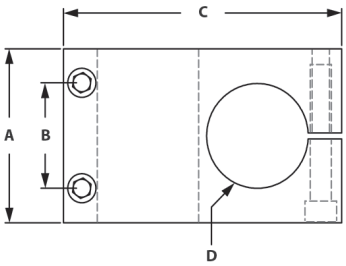

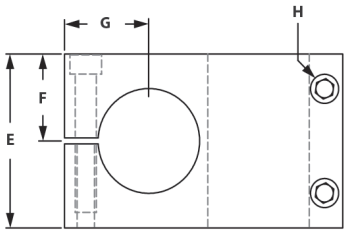

(Included Bolt)

Part #	Series	Description	A	B	C	D	E	F	G	K
S55759	15	1" Diameter	2.00	1.40	3.125	1.004	2.00	1.00	1.00	1/4-20 SHCS
S56259	15	1.5" Diameter	2.50	1.75	4.125	1.505	2.50	1.25	1.250	1/4-20 SHCS
S56759	15	2" Diameter	3.50	2.00	5.50	5.50	3.50	1.625	1.750	5/16-18 SHCS

8

Section 8
Linear Motion

Shimless Industrial Linear Bearings

Shimless Industrial Linear Bearings are designed to be used in both low and high acceleration/deceleration applications. The Shimless Industrial Linear Bearing contains special threaded inserts in the pads that allow for a more heavy duty bearing. The Shimless Industrial Linear Bearings can be used in applications such as actuators, parts transfers, or pick and place operations.

Advantages of Shimless Industrial Linear Bearings

1. Added radius increases structural strength of extrusion housing and has a smooth, clean finish
2. Shimless Industrial Linear Bearings provide convenience and single tool adjustability without disassembly
3. Full length bearing pads on all bearings
4. Due to the type of fasteners provided, all bearings are designed for Industrial (hi-cycle, long life) use
5. Can install L-Handle brake for positioning
6. Eliminate adjustability of bearing by using shim pack.

Pictorial Table of Contents

Economy Single Flange Linear Bearings - Short



Page 256

Economy Single Flange Linear Bearings - Long



Page 256

Economy Double Flange Linear Bearings - Short



Page 257

Economy Double Flange Linear Bearings - Long



Page 257

Economy Double Wide Flange Linear Bearings - Short



Page 258

Economy Double Wide Flange Linear Bearings - Long



Page 258

Single Flange Rapid Cycle Linear Bearings - Short



Page 259

Single Flange Rapid Cycle Linear Bearings - Long



Page 259

Double Flange Rapid Cycle Linear Bearings - Short



Page 260

Double Flange Rapid Cycle Linear Bearings - Long



Page 260

Double Wide Double Flange Linear Bearings - Short



Page 261

Double Wide Double Flange Linear Bearings - Long



Page 261

Linear Bearing Brake Handle Kits



Page 262

Black Nylon Roller Wheels



Page 262

Roller Wheel Brackets



Page 263

Roller Wheel Brackets & Assemblies



Page 263

Linear Bearing Machining Services



Page 264

8

Economy Single Flange Linear Bearings - Short

F = Fractional M = Metric

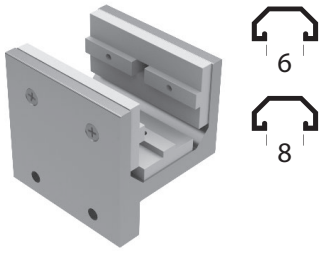

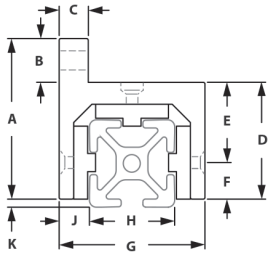

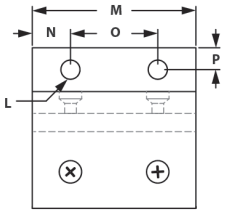

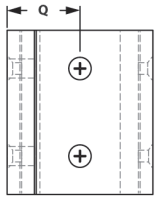

Part #	Series	A	B	C	D	E	F	G	H	J	K	L	M	N	O	P	Q
L67151	10	2.160	.750	.312	1.41	1.007	.403	1.701	1.00	.306	.097	.257	1.88	.438	1.00	.375	.831
L68152	15	2.818	.750	.500	2.068	1.440	.620	2.60	1.50	.490	.130	.328	2.81	.656	1.50	.375	1.275
L68153	40	71.81	19.00	11.99	52.81	54.38	17.42	65.13	40.0	12.32	.258	8.33	74.98	17.50	40.0	9.50	32.56

Brake Prepared Linear Bearings

Part #	Series	A	B	C	D	E	F	G	H	J	K	L	M	N	O	P	Q
L64151	10	2.160	.750	.312	1.41	1.007	.403	1.701	1.00	.306	.097	.257	1.88	.438	1.00	.375	.831
L65152	15	2.818	.750	.500	2.068	1.440	.620	2.60	1.50	.490	.130	.328	2.81	.656	1.50	.375	1.275
L65153	40	71.81	19.00	11.99	52.81	54.38	17.42	65.13	40.0	12.32	.258	8.33	74.98	17.50	40.0	9.50	32.56

Note: 40 series measurements are mm

*Brake Prepared Linear Bearings have brake holes at B1, B2, and B3 locations.

RECOMMENDED FASTENERS

Part #	Description	Use For
FC34930	1/4-20 x 5/8" SHCS & Economy T-Nut	L67151 & L64151
F31220 & F32860	5/16-18 x 1" SHCS & Economy T-Nut	L68152 & L65152
FC3816ZM	M8 x 20mm SHCS & Offset Econ T-Nut	L68153 & L65153

8

Economy Single Flange Linear Bearings - Long

F = Fractional M = Metric



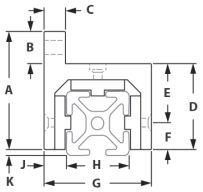

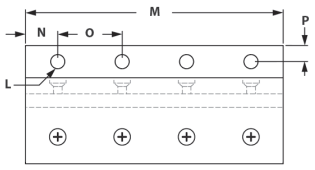

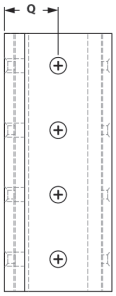

Part #	Series	A	B	C	D	E	F	G	H	J	K	L	M	N	O	P	Q
L67161	10	2.160	.750	.312	1.41	1.007	.403	1.701	1.00	.306	.097	.257	4.00	.500	1.00	.375	.831
L68162	15	2.818	.750	.500	2.068	1.440	.620	2.60	1.50	.490	.130	.328	6.00	.750	1.50	.375	1.275

Brake Prepared Linear Bearings

Part #	Series	A	B	C	D	E	F	G	H	J	K	L	M	N	O	P	Q
L64161	10	2.160	.750	.312	1.41	1.007	.403	1.701	1.00	.306	.097	.257	4.00	.500	1.00	.375	.831
L65162	15	2.818	.750	.500	2.068	1.440	.620	2.60	1.50	.490	.130	.328	6.00	.750	1.50	.375	1.275

*Brake Prepared Linear Bearings have brake holes at B1, B2, B3, B4, B5, and B6 locations.

RECOMMENDED FASTENERS

Part #	Description	Use For
FC34930	1/4-20 x 5/8" SHCS & Economy T-Nut	L67161 & L64161
F31220 & F32860	5/16-18 x 1" SHCS & Economy T-Nut	L68162 & L65162

Economy Double Flange Linear Bearings - Short

F = Fractional M = Metric



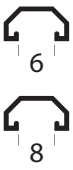

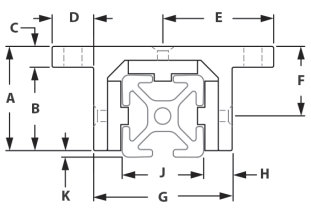

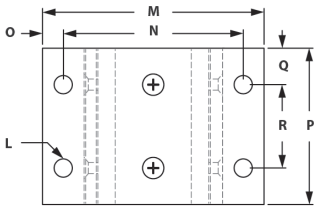

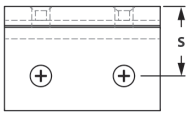

Part #	Series	A	B	C	D	E	F	G	H	J	K	L	M	N	O	P	Q	R	S
L67251	10	1.316	1.004	.312	.780	1.610	.913	1.701	.306	1.00	.097	.257	3.26	.360	2.50	1.88	.438	1.00	.403
L68252	15	1.943	1.568	.375	.950	2.225	1.323	2.60	.490	1.50	.130	.328	4.50	.475	3.50	2.81	.656	1.00	.620
L68253	40	50.00	41.00	9.00	19.00	51.56	32.56	65.13	12.32	40	2.58	8.33	103.1	84.1	9.50	75.0	17.50	40	32.56

Brake Prepared Linear Bearings

Part #	Series	A	B	C	D	E	F	G	H	J	K	L	M	N	O	P	Q	R	S
L64251	10	1.316	1.004	.312	.780	1.610	.913	1.701	.306	1.00	.097	.257	3.26	.360	2.50	1.88	.438	1.00	.403
L65252	15	1.943	1.568	.375	.950	2.225	1.323	2.60	.490	1.50	.130	.328	4.50	.475	3.50	2.81	.656	1.00	.620
L65253	40	50.00	41.00	9.00	19.00	51.56	32.56	65.13	12.32	40	2.58	8.33	103.1	84.1	9.50	75.0	17.50	40	32.56

Note: 40 series measurements are mm

*Brake Prepared Linear Bearings have brake holes at A1, A2, and A3 locations.

RECOMMENDED FASTENERS

Part #	Description	Use For
FC34930	1/4-20 x 5/8" SHCS & Economy T-Nut	**L67251 & L64251**
F31220 & F32860	5/16-18 x 1" SHCS & Economy T-Nut	**L68252 & L65252**
FC3816ZM	M8 x 20mm SHCS & Offset Econ T-Nut	**L68253 & L65253**

Economy Double Flange Linear Bearings - Long

F = Fractional M = Metric

8





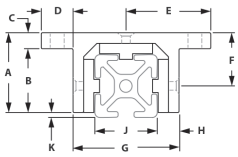

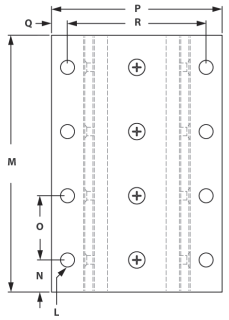

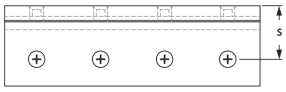

Part #	Series	A	B	C	D	E	F	G	H	J	K	L	M	N	O	P	Q	R	S
L67261	10	1.316	1.004	.312	.780	1.610	.913	1.701	.306	1.00	.097	.257	4.00	.500	1.00	3.26	2.50	.360	.403
L68262	15	1.943	1.568	.375	.950	2.225	1.323	2.60	.490	1.50	.130	.328	6.00	.750	1.50	4.50	3.50	.475	.620

Brake Prepared Linear Bearings

Part #	Series	A	B	C	D	E	F	G	H	J	K	L	M	N	O	P	Q	R	S
L64261	10	1.316	1.004	.312	.780	1.610	.913	1.701	.306	1.00	.097	.257	4.00	.500	1.00	3.26	2.50	.360	.403
L65262	15	1.943	1.568	.375	.950	2.225	1.323	2.60	.490	1.50	.130	.328	6.00	.750	1.50	4.50	3.50	.475	.620

Brake Prepared Linear Bearings have brake holes at A1, A2, A3, A4, A5, and A6 locations.

RECOMMENDED FASTENERS

Part #	Description	Use For
FC34930	1/4-20 x 5/8" SHCS & Economy T-Nut	**L67261 & L64261**
F31220 & F32860	5/16-18 x 1" SHCS & Economy T-Nut	**L68262 & L65262**

Economy Doublewide Flange Linear Bearing - Short

F = Fractional M = Metric



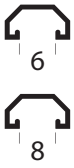

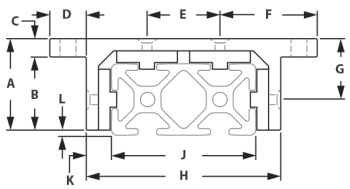

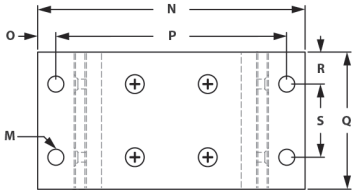

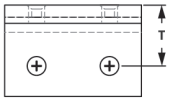

Part #	Ser	A	B	C	D	E	F	G	H	J	K	L	M	N	O	P	Q	R	S	T
L67231	10	1.316	1.004	.312	.772	1.00	1.61	.913	2.707	2.00	.306	.097	.257	4.25	.360	3.49	1.88	.438	1.00	.403
L68232	15	1.943	1.568	.375	.950	1.50	2.25	1.323	4.10	3.00	.490	.130	.328	6.00	.475	5.00	2.81	.656	1.50	.620
L68233	40	71.81	19.00	11.9	52.81	40	17.43	32.56	105.31	80	12.32	2.58	8.33	143.3	9.50	124.3	75	17.50	40	32.56

Brake Prepared Linear Bearings

Part #	Ser	A	B	C	D	E	F	G	H	J	K	L	M	N	O	P	Q	R	S	T
L64231	10	1.316	1.004	.312	.772	1.00	1.61	.913	2.707	2.00	.306	.097	.257	4.25	.360	3.49	1.88	.438	1.00	.403
L65232	15	1.943	1.568	.375	.950	1.50	2.25	1.323	4.10	3.00	.490	.130	.328	6.00	.475	5.00	2.81	.656	1.50	.620
L65233	40	71.81	19.00	11.9	52.81	40	17.43	32.56	105.31	80	12.32	2.58	8.33	143.3	9.50	124.3	75	17.50	40	32.56

Note: 40 series measurements are mm

Brake Prepared Linear Bearings have brake holes at C1, C2, C3, and C4 locations.

RECOMMENDED FASTENERS

Part #	Description	Use For
FC34930	1/4-20 x 5/8" SHCS & Economy T-Nut	L67231 & L64231
F31220 & F32860	5/16-18 x 1" SHCS & Economy T-Nut	L68232 & L65232
FC3816ZM	M8 x 20mm SHCS & Offset Econ T-Nut	L68233 & L65233

8

Economy Doublewide Flange Linear Bearing - Long

F = Fractional M = Metric





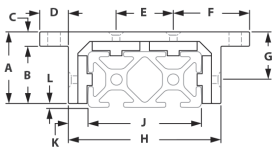

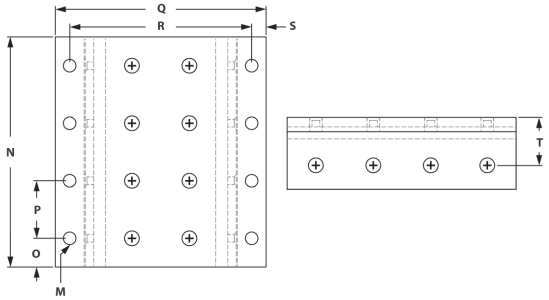

Part #	Ser	A	B	C	D	E	F	G	H	J	K	L	M	N	O	P	Q	R	S	T
L67241	10	1.316	1.004	.312	.772	1.0	1.61	.913	2.707	2.0	.306	.097	.257	4.25	.438	1.0	4.25	3.49	.360	.403
L68242	15	1.943	1.568	.375	.950	1.5	2.25	1.323	4.10	3.0	.490	.130	.328	6.00	.750	1.5	6.00	5.00	.475	.620
L68243	40	71.81	19.00	11.99	52.81	40	17.43	32.56	105.31	80	12.32	2.58	8.33	160	17.5	40	143.3	124.3	9.5	32.56

Brake Prepared Linear Bearings

Part #	Ser	A	B	C	D	E	F	G	H	J	K	L	M	N	O	P	Q	R	S	T
L64261	10	1.316	1.004	.312	.772	1.0	1.61	.913	2.707	2.0	.306	.097	.257	4.25	.438	1.0	4.25	3.49	.360	.403
L65242	15	1.943	1.568	.375	.950	1.5	2.25	1.323	4.10	3.0	.490	.130	.328	6.00	.750	1.5	6.00	5.00	.475	.620
L65243	40	71.81	19.00	11.99	52.81	40	17.43	32.56	105.31	80	12.32	2.58	8.33	160	17.5	40	143.3	124.3	9.5	32.56

Note: 40 series measurements are mm

Brake Prepared Linear Bearings have brake holes at C1, C2, C3, C4, C5, C6, C7, and C8 locations.

RECOMMENDED FASTENERS

Part #	Description	Use For
FC34930	1/4-20 x 5/8" SHCS & Economy T-Nut	L67214 & L64261
F31220 & F32860	5/16-18 x 1" SHCS & Economy T-Nut	L68242 & L65242
FC3816ZM	M8 x 20mm SHCS & Offset Econ T-Nut	L68243 & L65243

Single Flange Rapid Cycle Linear Bearings - Short

F = Fractional M = Metric

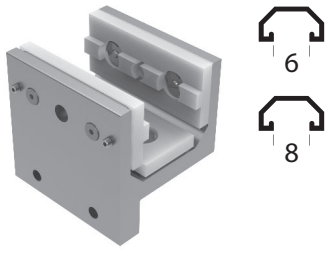

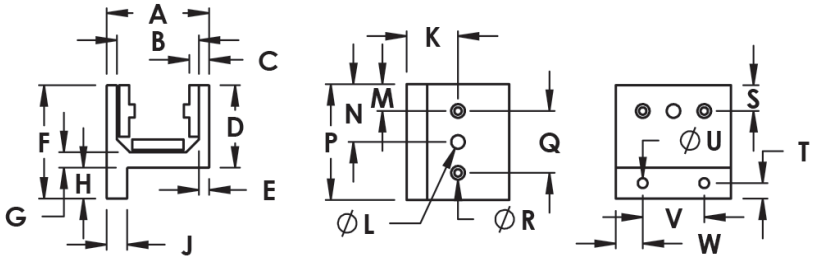

Part #	Series	A	B	C	D	E	F	G	H	J	K	L	M	N	P	Q	R	S	T	U	V	W
L66301	10	1.701	1.389	.306	1.41	.156	2.16	.250	.750	.312	.831	N/A	.438	N/A	1.88	1.00	.129	.403	.325	.257	1.00	.438
L68302	15	2.60	2.10	.490	2.07	.250	2.81	.375	.750	.500	1.27	N/A	.654	N/A	2.81	1.50	.136	1.32	.375	.328	1.50	.656

Brake Prepared Linear Bearings

Part #	Series	A	B	C	D	E	F	G	H	J	K	L	M	N	P	Q	R	S	T	U	V	W
L63301	10	1.70	1.39	.306	1.41	.156	2.16	.250	.750	.312	.831	.281	.438	.938	.188	1.00	.129	.403	.375	.257	1.00	.438
L65302	15	2.60	2.10	.490	2.07	.250	2.82	.375	.750	.500	1.27	.328	.654	1.40	2.81	1.50	.177	1.32	.375	.328	1.50	.656

Brake Prepared Linear Bearings have brake holes at B1, B2, and B3, locations.

RECOMMENDED FASTENERS

Part #	Qty	Description	Use For
FC34930	2	1/4-20 x 5/8" SHCS & Economy T-Nut	**L66301 & L63301**
FC38440	2	5/16-18 x 1" SHCS & Economy T-Nut	**L68302 & L65302**

Single Flange Rapid Cycle Linear Bearings - Long

F = Fractional M = Metric

8



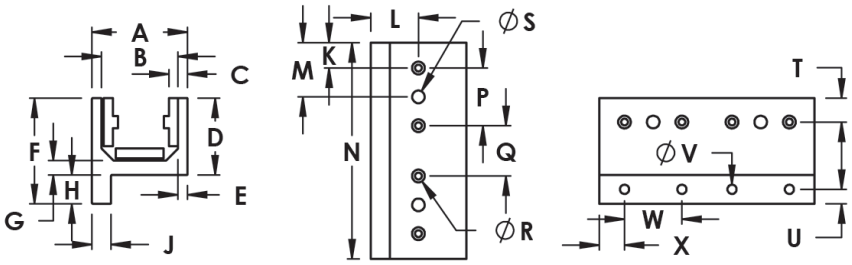

Part #	Series	A	B	C	D	E	F	G	H	J	K	L	M	N	P	Q	R	S	T	U	V	W	X
L66311	10	1.70	1.39	.306	1.41	.156	.216	.250	.750	.312	.438	.831	N/A	4	1.00	1.00	.129	N/A	.403	.375	.257	1.00	.438
L68312	15	2.60	2.10	.490	2.07	.250	2.82	.375	.750	.500	.654	1.27	N/A	6	1.50	1.50	.280	N/A	1.32	.375	.328	1.50	.656

Brake Prepared Linear Bearings

Part #	Series	A	B	C	D	E	F	G	H	J	K	L	M	N	P	Q	R	S	T	U	V	W	X
L63311	10	1.70	1.39	.306	1.41	.156	.216	.250	.750	.312	.438	.831	.938	4	1.00	1.00	.129	.281	.403	.375	.257	1.00	.438
L65312	15	2.60	2.10	.490	2.07	.250	2.82	.375	.750	.500	.654	1.27	1.40	6	1.50	1.50	.280	.328	1.32	.375	.328	1.50	.656

Brake Prepared Linear Bearings have brake holes at B1, B2, B3, B4, B5, and B6 locations.

RECOMMENDED FASTENERS

Part #	Qty	Description	Use For
FC34930	4	1/4-20 x 5/8" SHCS & Economy T-Nut	**L66311 & L63311**
FC38440	4	5/16-18 x 1" SHCS & Economy T-Nut	**L68312 & L65312**

Double Flange Rapid Cycle Linear Bearings - Short

F = Fractional M = Metric





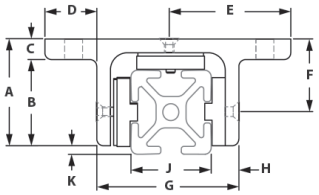

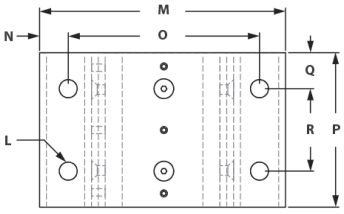

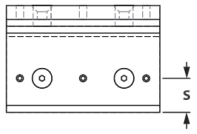

Part #	Series	A	B	C	D	E	F	G	H	J	K	L	M	N	O	P	Q	R	S
L66351	10	1.32	1.00	.312	.780	1.61	.913	1.70	.306	1.00	.097	.257	3.26	.360	2.50	1.88	.438	1.00	.403
L68352	15	1.94	1.56	.375	.950	2.22	1.32	2.60	.490	1.50	.130	.328	4.50	.475	3.50	2.81	.656	1.50	.620

Brake Prepared Linear Bearings

Part #	Series	A	B	C	D	E	F	G	H	J	K	L	M	N	O	P	Q	R	S
L63351	10	1.32	1.00	.312	.780	1.61	.913	1.70	.306	1.00	.097	.257	3.26	.360	2.50	1.88	.438	1.00	.403
L65352	15	1.94	1.56	.375	.950	2.22	1.32	2.60	.490	1.50	.130	.328	4.50	.475	3.50	2.81	.656	1.50	.620

Brake Prepared Linear Bearings have brake holes at locations.

8

Double Flange Rapid Cycle Linear Bearings - Long

F = Fractional M = Metric



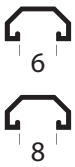

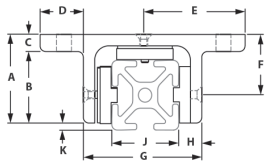

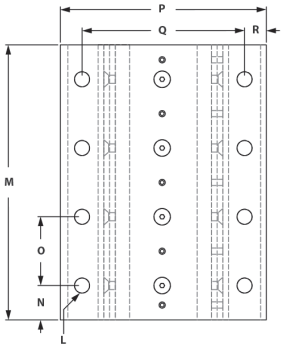

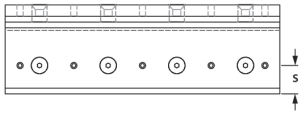

Part #	Series	A	B	C	D	E	F	G	H	J	K	L	M	N	O	P	Q	R	S
L66361	10	1.218	.906	.312	.656	1.468	.812	1.625	.312	1.00	.094	.257	4.00	.500	1.00	3.26	2.50	.360	.403
L68362	15	1.875	1.50	.375	.750	1.250	1.235	2.50	.500	1.50	.125	.328	6.00	.750	1.50	4.50	3.50	.475	.620

Brake Prepared Linear Bearings

Part #	Series	A	B	C	D	E	F	G	H	J	K	L	M	N	O	P	Q	R	S
L63361	10	1.218	.906	.312	.656	1.468	.812	1.625	.312	1.00	.094	.257	4.00	.500	1.00	3.26	2.50	.360	.403
L65362	15	1.875	1.50	.375	.750	1.250	1.235	2.50	.500	1.50	.125	.328	6.00	.750	1.50	4.50	3.50	.475	.620

Brake Prepared Linear Bearings have brake holes at locations.

Doublewide Double Flange Linear Bearings - Short

F = Fractional M = Metric



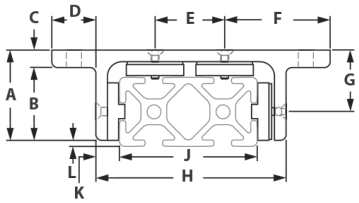

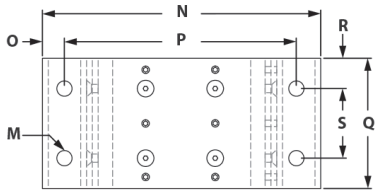

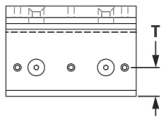

Part #	Series	A	B	C	D	E	F	G	H	J	K	L	M	N	O	P	Q	R	S	T
L66331	10	1.316	1.004	.312	.772	1.00	1.61	.913	2.707	2.00	.306	.097	.257	4.25	.360	3.49	1.88	.438	1.00	.403
L68332	15	1.943	1.568	.375	.950	1.50	2.25	1.323	4.10	3.00	.490	.130	.328	6.00	.475	5.00	2.81	.656	1.50	.620

Brake Prepared Linear Bearings

Part #	Series	A	B	C	D	E	F	G	H	J	K	L	M	N	O	P	Q	R	S	T
L63331	10	1.316	1.004	.312	.772	1.00	1.61	.913	2.707	2.00	.306	.097	.257	4.25	.360	3.49	1.88	.438	1.00	.403
L65332	15	1.943	1.568	.375	.950	1.50	2.25	1.323	4.10	3.00	.490	.130	.328	6.00	.475	5.00	2.81	.656	1.50	.620

Brake Prepared Linear Bearings have brake holes at B1, B2, and B3, locations.

Doublewide Double Flange Linear Bearings - Long

F = Fractional M = Metric

8



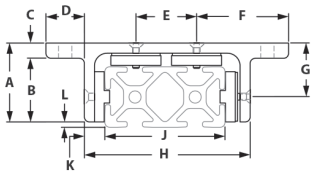

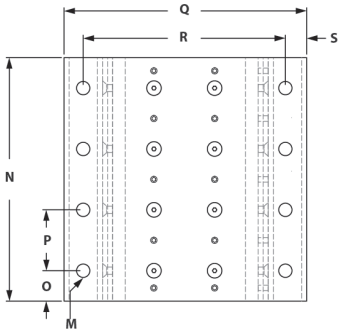

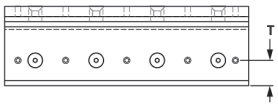

Part #	Series	A	B	C	D	E	F	G	H	J	K	L	M	N	O	P	Q	R	S	T
L66341	10	1.316	1.004	.312	.772	1.00	1.61	.913	2.707	2.00	.306	.097	.257	4.00	.438	1.00	4.25	3.49	.360	.403
L68342	15	1.943	1.568	.375	.950	1.50	2.25	1.323	4.10	3.00	.490	.130	.328	6.00	.750	1.50	6.00	5.00	.475	.620

Brake Prepared Linear Bearings

Part #	Series	A	B	C	D	E	F	G	H	J	K	L	M	N	O	P	Q	R	S	T
L63341	10	1.316	1.004	.312	.772	1.00	1.61	.913	2.707	2.00	.306	.097	.257	4.00	.438	1.00	4.25	3.49	.360	.403
L65342	15	1.943	1.568	.375	.950	1.50	2.25	1.323	4.10	3.00	.490	.130	.328	6.00	.750	1.50	6.00	5.00	.475	.620

Brake Prepared Linear Bearings have brake holes at B1, B2, B3, B4, B5, and B6 locations.

Linear Bearing Brake Handle Kits

F = Fractional M = Metric



6

8

Part #	Series	Description	A	B	C	D	E	F
L68501	10	L-Handle Linear Bearing Brake Handle	1.380	1.770	.960	.390	1.60	1/4-20
L68511	10	Hex Nut Linear Bearing Brake Handle	.500	.865	.438	1/4-20	.150	N/A
L68521	10	Wing Nut Linear Bearing Brake Handle	.500	.865	1.158	1/4-20	.150	N/A
L68002	15/40	L-Handle Linear Bearing Brake Handle	2.170	3.070	1.420	.630	.310	5/16-18
L68012	15	T-Handle Linear Bearing Brake Handle	2.036	2.491	1.130	.750	.703	N/A
L68022	15	Star-Handle Linear Bearing Brake Handle	1.766	1.380	.860	.703	N/A	N/A
L68032	15	Hex Nut Linear Bearing Brake Handle	.704	1.416	.563	5/16-18	.172	N/A
L68042	15	Wing Nut Linear Bearing Brake Handle	.703	1.416	1.375	5/16-18	.150	N/A
L68013	40	T-Handle Linear Bearing Brake Handle	2.036	2.491	1.130	.750	.703	N/A
L68023	40	Star-Handle Linear Bearing Brake Handle	1.766	1.380	.860	.703	N/A	N/A

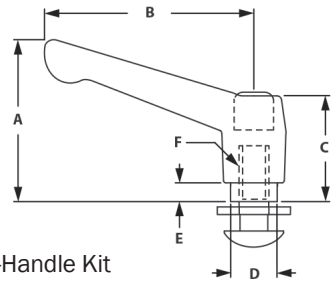

L-Handle Kit

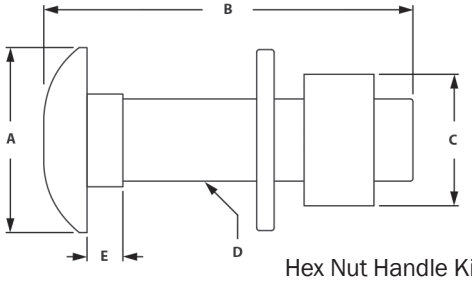

Hex Nut Handle Kit

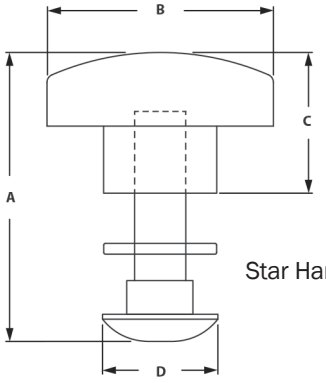

Star Handle Kit

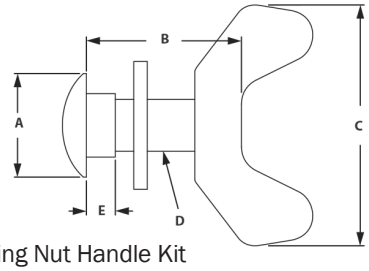

Wing Nut Handle Kit

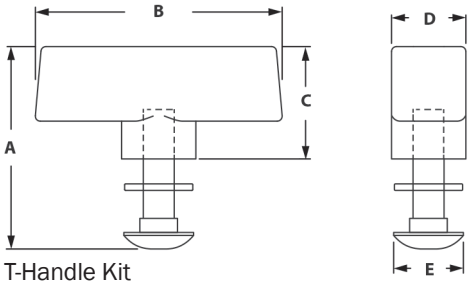

T-Handle Kit

8

Black Nylon Roller Wheels

F = Fractional M = Metric



6

8

Economy

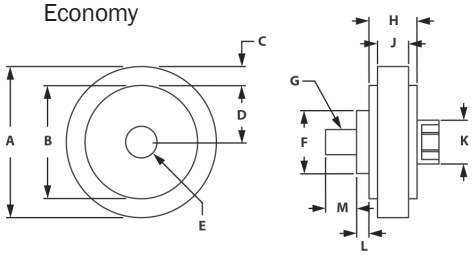

Deluxe

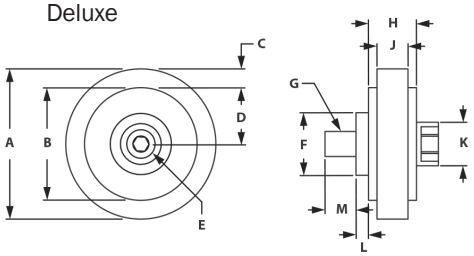

Part #	Series	Description	A	B	C	D	E	F	G	H	J	K	L	M	Load
L22811	10	Economy Roller Wheel	1.50	1.125	.188	.563	.314	.625	1/4-20	.480	.240	.435	.125	.310	50 lbs
L22821	10 to 15	Economy Roller Wheel	2.00	1.625	.188	.812	.375	.750	5/16-18	.720	.310	.562	.125	.375	75 lbs
L22902	15	Economy Roller Wheel	1.50	1.125	.188	.563	.314	.625	1/4-20	.480	.310	.435	.125	.310	75 lbs
L22802	15	Deluxe Roller Wheel	2.00	1.625	.188	.812	.375	.750	5/16-18	.720	.310	.562	.125	.375	100 lbs

Fasteners Included

Roller Wheel Brackets

U = Universal F = Fractional M = Metric







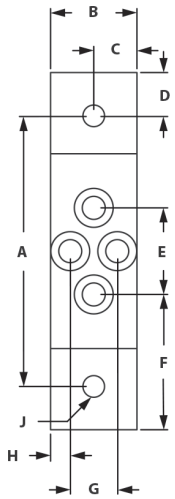

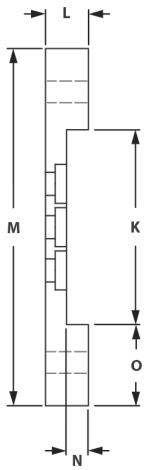

Part #	Series	Description	A	B	C	D	E	F	G	H
L27501	10	E1010 Roller Wheel Bracket	2.125	1.00	.500	.500	.669	1.228	.544	.228
L27511	10	E1010 Roller Wheel Bracket w/ L22811	2.125	1.00	.500	.500	.669	1.228	.544	.228
L27521	10	E1020 Roller Wheel Bracket	3.125	1.00	.500	.500	1.00	1.562	.544	.228
L27531	10	E1020 Roller Wheel Bracket w/ L22811	3.125	1.00	.500	.500	1.00	1.562	.544	.228
L27542	15	Roller Wheel Bracket	3.125	1.50	.750	.750	.860	1.883	.735	.383
L27552	15	Roller Wheel Bracket w/ L22802	3.125	1.50	.750	1.50	.860	1.883	.735	.383
L27562	15	Roller Wheel Bracket w/ L22902	3.125	1.50	.750	1.50	.860	1.883	.735	.383
L27572	15	Roller Wheel Bracket	4.625	1.50	.750	.750	1.50	2.313	.735	.383
L27582	15	E1530 Roller Wheel Bracket w/ L22802	4.625	1.50	.750	1.50	1.50	2.313	.735	.383
L27592	15	E1530 Roller Wheel Bracket w/ L22902	4.625	1.50	.750	1.50	1.50	2.313	.735	.383

J	K	L	M	N	O
1/4-20	1.25	.500	3.125	.255	.938
1/4-20	1.25	.500	3.125	.255	.938
1/4-20	2.25	.500	4.125	.255	.938
1/4-20	2.25	.500	4.125	.255	.938
5/16-18	1.75	.750	4.625	.390	1.438
5/16-18	1.75	.750	4.625	.390	1.438
5/16-18	1.75	.750	4.625	.390	1.438
5/16-18	3.25	.750	6.125	.390	1.438
5/16-18	3.25	.750	6.125	.390	1.438
5/16-18	3.25	.750	6.125	.390	1.438

8

Roller Wheel Brackets & Assemblies

U = Universal F = Fractional M = Metric



INDIVIDUAL PART NUMBER

ASSEMBLY PART #	L27501	L27521	L27542	L27572	L22811	L22802	L22902
L27511	1				2		
L27531		1			2		
L27552			1			2	
L27582				1		2	
L27562			1				2
L27592				1			2

Linear Bearing Machining Services

F = Fractional M = Metric



Part #	Description	Use For
M74011	Brake Machining Service (.281 Hole)	**10S**
M74002	Brake Machining Service (.328 Hole)	**15S**

To order linear bearing machining services, specify the linear bearing, the machining service, and the brake hole location.

Example - L68322 - M74002 @ A4

- **We recommend using Linear Brakes on the side without the set screw if possible.**
- **Refer to linear bearing drawings for dimensions.**

When ordering linear bearing machining services, make sure the linear bearing and the machining service are both the same series.

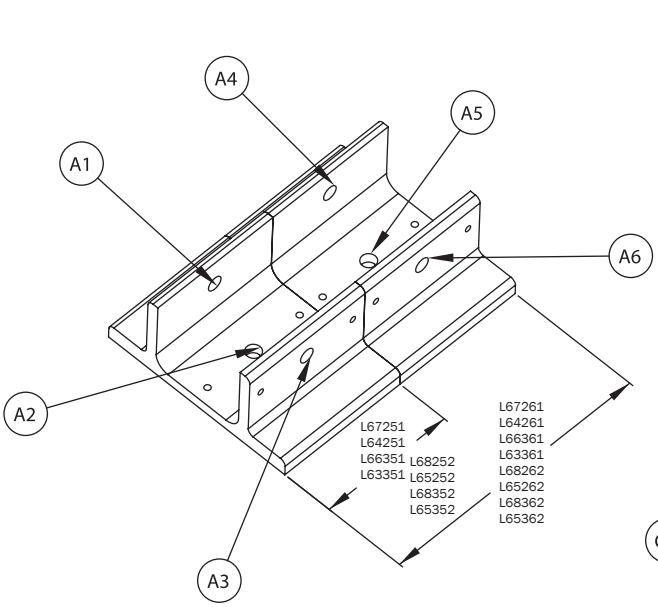

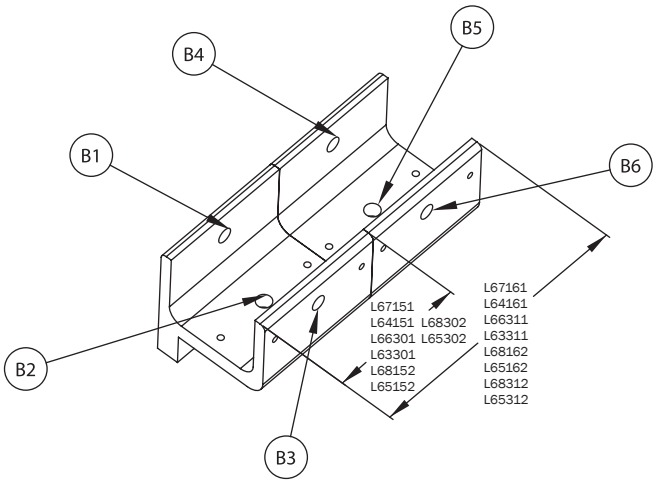

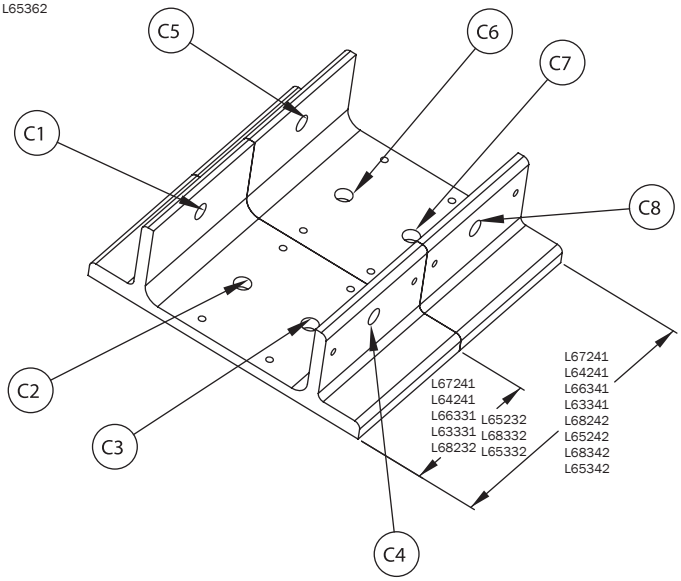

8

9

Section 9
Tools

In this section, you will find the tools necessary to create and assemble your PARCO kit. Along with multiple wrenches, combo tools, and cheater pipes, we provide the counterbore cutters, access hole drill bits, taps, and jigs for machining your own extrusion.

Pictoral Table of Contents

Ball End Fold Out Tool



Page 270

Ball Driver & L-Wrench Tool Set



Page 270

Ball End L-Hex Wrench



Page 270

Cheater Pipe



Page 270

T Handle Ball End Hex Wrench



Page 271

Anchor Fastener Counterbore Cutter



Page 271

Access Hole Drill Bits



Page 271

Access Hole Drill Jigs



Page 271

9

Ball End Fold Out Tool

F = Fractional M = Metric



- Ball point allows access to hard to reach screws
- Fractional - yellow case, Metric - red case
- Self-contained tool eliminates lost keys

Part #	Series	Head Type	Included Tool Head Sizes
T60869ZM	Metric	Ball End	5mm, 6mm, 7mm, 8mm, 10mm
T60879	Fractional	Ball End	3/16", 7/32", 1/4", 5/16", 3/8"

Ball Driver & L-Wrench Tool Set

F = Fractional M = Metric



Part #	Series	Head Type	Included Tool Head Sizes
T61069M	Metric	Ball End	1.5mm, 2mm, 2.5mm, 3mm, 4mm, 5mm, 6mm, 8mm, 10mm
T61119	Fractional	Ball End	.050", 1/16", 5/64", 3/32", 7/64", 1/8", 9/64", 5/32", 3/16", 7/32", 1/4", 5/16", 3/8"

- Ball point allows access to hard to reach screws
- Fractional - yellow case, Metric - red case

Ball End L-Hex Wrench

F = Fractional M = Metric

9



- Ball end for off axis rotation
- Long arm for maximum torque
- Allows for angle entry up to 25°

Part #	Series	Tool Head Size
T61009	Fractional	5/32"
T60109	Fractional	3/16"
T60409	Fractional	1/4"
T60979M	Metric	M4
T60989M	Metric	M5
T60999M	Metric	M6

Cheater Pipe

F = Fractional M = Metric



- Gives extra torque in hard to reach spots
- Use with a ball end "L" Hex wrench
- Fits over the end of a 1/4" hex wrench

Part #	Series	Description
T60059	Fractional	Cheater Pipe

T-Handle Ball End Hex Wrenches

F = Fractional M = Metric



- Cushion grip for maximum torque
- 10" long arm for hard to reach areas
- Allows for angle entry up to 25°

Part #	Series	Tool Head Size
T60009	Fractional	3/16"
T60309	Fractional	1/4"
T61109	Fractional	5/32"
T61079M	Metric	M4
T61089M	Metric	M5
T61099M	Metric	M6

Anchor Fastener Counterbore Cutters

F = Fractional M = Metric



- Two flute style single end
- High speed steel square end mill
- Allows you to make your own counterbores

Part #	Series	Mill Diameter
T40-60609	15/40	20mm
T61609	10	9/16"

Access Hole Drill Bits

F = Fractional M = Metric



- Two flute style single end
- High speed steel square end mill
- Allows you to make your own counterbores

Part #	Series	Bit Size
T61159	10	.218 x 2.30"
T60709	15	.295 x 2.68"

9

Access Hole Drill Jigs

F = Fractional M = Metric



- Locates access holes precisely
- Hardened dowel pins prevent rotation
- Replaceable, hardened drill bushings

Part #	Series	Description	Hole Size
T61201	10	Access Hole Drill Jig for 1010	.218
T61311	10	Access Hole Drill Jig 2 for 1020	.218
T61361	10	Access Hole Drill Jig 4 for 2020	.218
T61211	10	Replacement Bushing For 10S	.218
T60752	15	Access Hole Drill Jig for 1515	.296
T61302	15	Access Hole Drill Jig for 1530	.296
T61352	15	Access Hole Drill Jig for 3030	.296
T60762	15	Replacement Bushing For 15S	.296

(800) 817-0617

10

Section 10

Structural Profiles

The structural profiles are available in stock lengths in both mill finish and clear anodized, unless otherwise noted. This will allow you to custom machine your own brackets, joining plates, door hinges, and other profiles that are not included in this catalog.

If you prefer, we can custom machine any of the profiles in this section that are needed to complete your project. If you need a custom part, just fax or email your drawing and we will create the part to match your print.

WHEN ORDERING STRUCTURAL PROFILES OR CUSTOM MACHINED PARTS, CONSIDER THE FOLLOWING:

1. Include the item number of the part you are ordering.
2. Specify your length of extruded profile in inches, millimeters, and decimals.
3. Include a cut charge for any length under stock length.
4. Remember, if you need a custom machined part, send us your drawing for a quote.

Pictoral Table of Contents

Flat Stock



Page 276

Fastener Profile



Page 276

Aluminum Tube



Page 277

Steel Tube



Page 277

Solid Steel Round



Page 277

Angles



Page 278

45° Gusset Profile



Page 278

Right Angle Nub Profile



Page 279

Hinge Profile



Page 279

Panel Mount Profile



Page 279

Pivot Nub Profile



Page 280

Single Flange Bearing Profile



Page 280

Double Flange Bearing Profile



Page 281

Retainer Angles



Page 281

Double Retainer Angles



Page 282

Door Slide Tracks



Page 282

10

Flat Stock

F = Fractional M = Metric



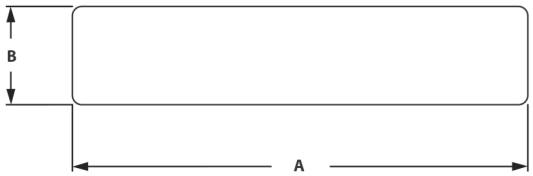

Anodized	Mill Finish	A	B	Stock Length
P83039	P83049	.875	.188	144"
P83079	P83089	1	.188	144"
P83109	P83119	1	.25	144"
P83159	P83169	1	.50	144"
P83209	P83219	1.49	.25	144"
P83229	P83239	1.5	.50	144"
P83259	P83269	1.5	.75	144"
P83309	P83319	2	.188	144"
P83279	P83289	2	.50	144"
P87039	P87049	2.060	2.060	144"
P83379	P83389	2.5	.50	144"
P83359	P83369	3	.188	144"
P83409	P83419	3	.25	144"
P83459	P83469	3	.75	144"
P87139	P87149	3.060	1.510	144"
P83609	P83619	4	.188	144"
P83659	P83669	4	.25	144"
P83709	P83719	4	.75	144"
P84059	P84069	4	2	144"
P83859	P83869	6	.25	144"
P83909	P83919	6	.375	144"

Fastener Profile

F = Fractional M = Metric



Part #	Series	A	B	C
P131996	45	9.8mm	5.1mm	10.6mm

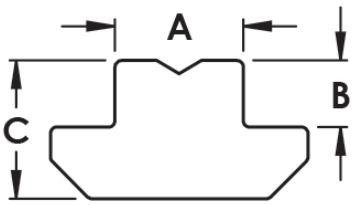

Aluminum Tube

F = Fractional M = Metric



Anodized	Mill Finish	A	B	Stock Length
P50359	P50369	1	.125	144
P50409	P50419	1.5	.125	144
P50459	P50469	2	.125	144

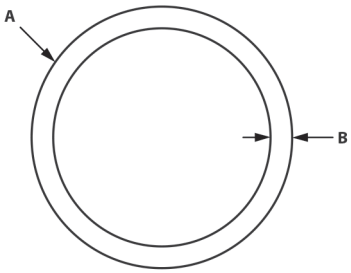

Steel Tube

F = Fractional M = Metric



Part #	A	B	Stock Length
P50059	1	.125	144
P50159	1.5	.125	144
P50259	2	.125	144

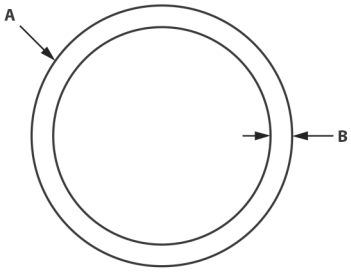

10

Solid Steel Round

F = Fractional M = Metric



Part #	A	Stock Length
P50109	1	144
P50209	1.5	144
P50309	2	144

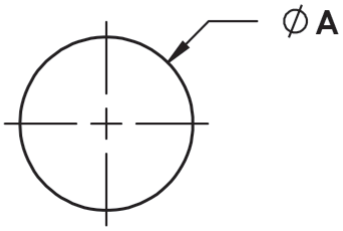

(800) 817-0617

Angles

F = Fractional M = Metric



Anodized	Mill Finish	A	B	C	D	E	Stock Length
P82109	P82119	1	1	.125	.125	.028	150”
P82179	P82189	1	1	.188	.125	.188	150”
P82129	P82139	1	2	.188	.125	.188	144”
P82159	P82169	1.5	1.5	.188	.088	.125	150”
P82209	P82219	1.5	1.5	.250	.312	.250	150”
P82309	P82319	1.5	3	.250	.312	.250	120”
P82229	P82239	2	2	.188	.125	.188	150”
P82259	P82269	2.5	2.5	.188	.250	.125	150”
P82329	P82339	3	3	.188	.125	.125	150”
P82359	P82369	3	3	.250	.312	.250	150”
P82409	P82419	4.5	4.5	.250	.312	.250	150”
P84159	P84169	5	2	.250			120”

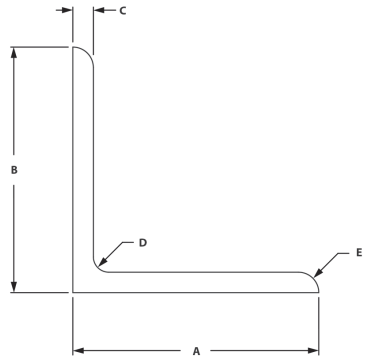

45° Gusset Profile

F = Fractional M = Metric

10



Anodized	Mill Finish	A	B	C	D	E	Stock Length
P86209	P86219	1	1	.188	.188	1.88	120”
P86309	P86319	1.5	1.5	.250	.250	.250	120”
P86259	P86269	2	2	.188	.188	.188	120”
P86359	P86369	3	3	.250	.250	.250	120”

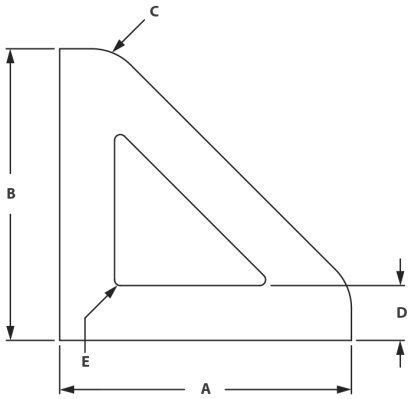

Right Angle Nub Profile

F = Fractional M = Metric



Anodized	Mill Finish	A	B	C	D	E	F	G	H	Stock Length
P84459	P84469	1	1.06	.500	.500	.205	.040	.250	.125	120”
P84489	P84499	1.5	1.60	.750	.750	.265	.080	.314	.279	120”

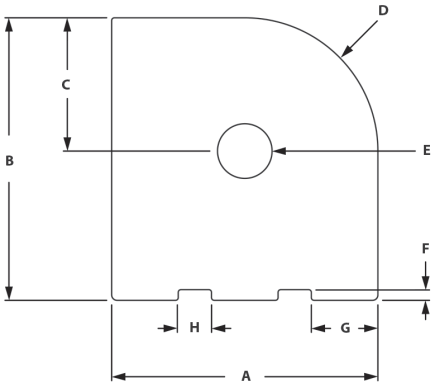

Hinge Profile

F = Fractional M = Metric



Anodized	Mill Finish	A	B	C	D	E	F	G	H	J	K	Stock Length
P85509	P85519	1.156	.500	.060	.252	.906	.249	.375	.250	.180	.250	120”
P85559	P85569	1.655	.500	.100	.469	1.405	.312	.375	.250	.180	.250	120”

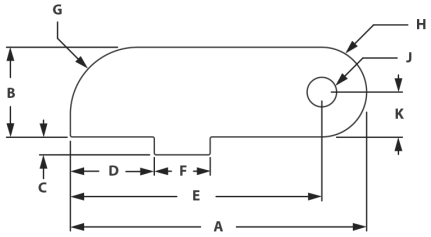

Panel Mount Profile

F = Fractional M = Metric



Anodized	Mill Finish	A	B	C	D	E	Stock Length
P85679	P85689	.700	.812	.050	.247	.373	120”
P85659	P85669	.875	1.25	.125	.310	.600	120”

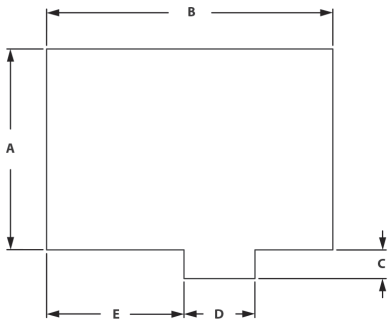

Pivot Nub Profile

F = Fractional M = Metric



Anodized	Mill Finish	A	B	C	D	E	F	G	H	Stock Length
P85479	P85489	1	1.06	.500	.500	.205	.040	.250	.125	120"
P85459	P85469	1.5	1.60	.750	.750	.265	.080	.314	.279	120"

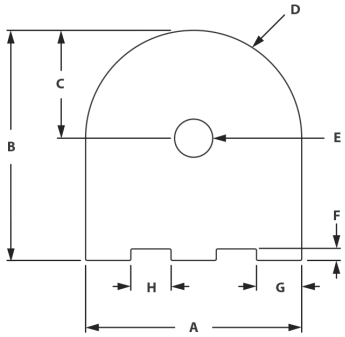

Single Flange Bearing Profile

F = Fractional M = Metric



Anodized	Mill Finish	A	B	C	D	E	F	G	H	J	K	Stock Length
P86109*	P86119*	2.16	.750	1.701	.312	1.389	.250	1.16	.156	1.389	.250	120"
P85129	P85139	2.818	.750	2.60	.500	2.10	.375	1.693	.250	2.10	.312	120"

*10 Series compatible

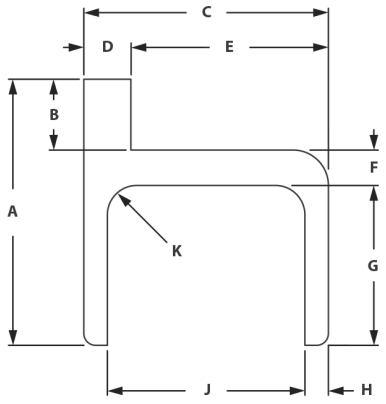

10

Double Flange Bearing Profile

F = Fractional M = Metric





Anodized	Mill Finish	A	B	C	D	E	F	G	H	J	Stock Length
P85259*	P85269*	1.316	1.004	.312	3.26	.780	1.16	.156	1.389	.125	120"
P85279*	P85289*	1.316	1.004	.312	4.25	.772	1.16	.156	2.395	.125	120"
P85359	P85369	1.943	1.568	.375	4.50	.950	1.693	.250	2.100	.312	120"
P85409	P85419	1.943	1.568	.375	6.00	.950	1.693	.250	3.600	.312	120"

*10 Series compatible

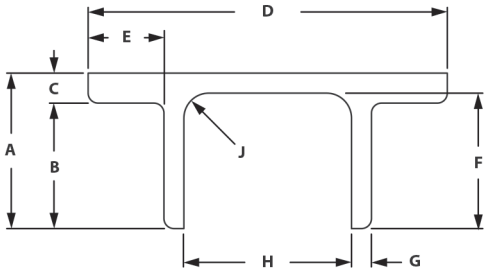

Retainer Angles

F = Fractional M = Metric



Anodized	Mill Finish	A	B	C	D	E	F	Stock Length
P85159*	P85169*	1.938	.938	1.00	.563	.188	.375	120"
P85109	P85119	2.879	1.379	1.50	.840	.250	.590	120"

*10 Series compatible

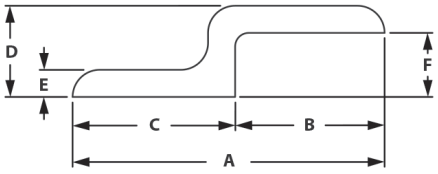

10

Double Retainer Angles

F = Fractional M = Metric



Anodized	Mill Finish	A	B	C	D	E	F	Stock Length
P86109*	P86119*	3.021	1.021	1.00	.188	.563	.375	120"
P85129	P85139	4.520	1.523	1.50	.250	.840	.590	120"

*10 Series compatible

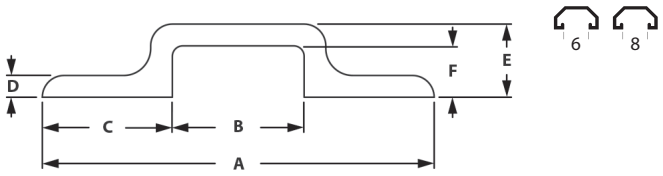

Door Slide Tracks

F = Fractional M = Metric



Anodized	Series	Track	A	B	C	D	Stock Length
P22119*	10	Upper	.620	.688	.281	.750	12'
P22109	15	Upper	.060	.650	.275	1.125	12'
P22219*	10	Lower	.085	.438	.281	.750	12'
P22209	15	Lower	.154	.400	.275	1.125	12'

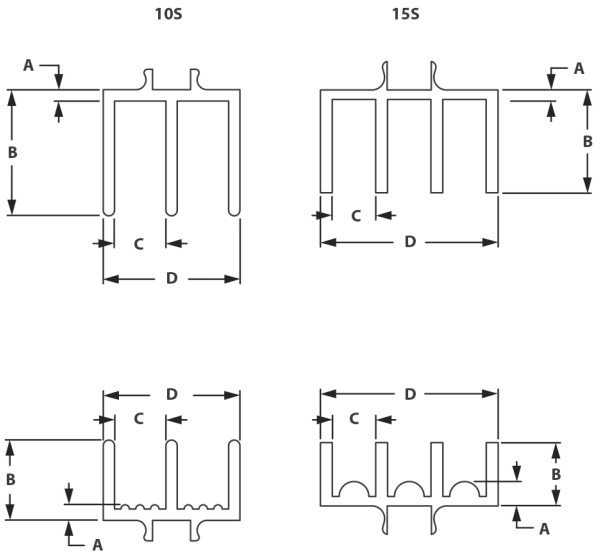

10

11

Kwik Tube Framing System

Benefits:

- Economical solutions for lean manufacturing
- Components compatable with industry 28mm diameter tubing
- Stock lengths available in 2M and 4M bars
- Gravity roller tracks







NEW!



KTW-2000 - 2M Long
White 1mm Wall Tube



KTW-4000 - 4M Long
White 1mm Wall Tube



KTI-2000 - 2M Long
Ivory 1mm Wall Tube



KTI-4000 - 4M Long
Ivory 1mm Wall Tube



KTB-2000 - 2M Long
Blue 1mm Wall Tube



KTB-4000 - 4M Long
Blue 1mm Wall Tube



KTBL-2000 - 2M Long
Black 1mm Wall Tube



KTBL-4000 - 4M Long
Black 1mm Wall Tube



KTR-2000 - 2M Long
Red 1mm Wall Tube



KTR-4000 - 4M Long
Red 1mm Wall Tube



KTESD - 2M Long
Black 0.8mm Wall Tube



KTESD - 4M Long
Black 0.8mm Wall Tube



KTS-2000 - 2M Long
Stainless 0.8mm
Wall Tube



KTS-4000 - 4M Long
Stainless 0.8mm
Wall Tube



KF-1 - Black Tee Joint Assembly



KF-2 - Black Corner Joint Assembly



KF-3 - Black 3 Way Cross Joint Assembly



KF-4 - Black 4 Way Cross Joint Assembly



KF-5 - Black 5 Way Cross Joint Assembly



KF-6 - Black Intersection Joint Assembly

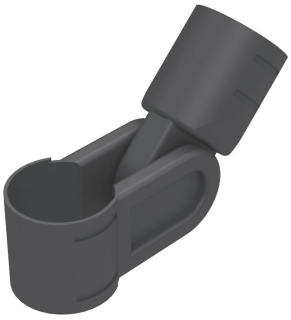

KF-7 - Black Pivot Tee Joint Assembly



KF-8 - Black Parallel Hinge Joint Assembly



KF-9 - Black 45° Fix Angle Joint Assembly



KF-10 - Black Tee Hinge Joint Assembly



KF-11 - Black Parallel Joint Assembly



KF-12 - Black Double Pivot Joint Assembly



KF-13 - Black Flat Clamp Joint Assembly



KF-14 - Black Double Tee Joint Assembly



KF-15 - Black 90° Elbow Joint Assembly



KF-16 - Black Heavy Duty Caster Splint



KF-17 - Black
Foot Bracket



KF-18 - Black Fixed
Base Foot



KFC-1 - Chrome Plated
Tee Joint Assembly



KFC-2 - Chrome Plated
Corner Joint Assembly



KFC-3 - Chrome Plated
3 Way Cross Joint
Assembly



KFC-4 - Chrome Plated
4 Way Cross Joint
Assembly



KFC-5 - Chrome Plated
5 Way Cross Joint
Assembly



KFC-6 - Chrome Plated
Intersection Joint
Assembly



KFC-7 - Chrome Plated
Pivot Tee Joint Assembly



KFC-8 - Chrome Plated
Parallel Hinge
Joint Assembly



KFC-9 - Chrome Plated
45° Fix Angle
Joint Assembly



KFC-10 - Chrome Plated
Tee Hinge
Joint Assembly



KFC-11 - Chrome Plated
Parallel Joint Assembly



KFC-12 - Chrome Plated
Double Pivot
Joint Assembly



KFC-13 - Chrome Plated
Flat Clamp Joint Assembly



KFC-15 - Chrome Plated
90° Elbow Joint Assembly



KFC-16 - Chrome Plated Heavy Duty Caster Splint



KFC-17 - Chrome Plated Foot Bracket



KFC-18 - Chrome Plated Fixed Foot Base



KF-19 - Replacement Slide Insert



KF-20 - Black 28mm End Cap for Tubing



KRT-2000 - Roller Track Profile - 2000mm Lg.



KRT-4500 - Roller Track Profile - 4500mm Lg.



KRTF-2000 - Roller Track Profile - 2000mm Lg.



KRTF-4500 - Roller Track Profile - 4500mm Lg.



KGR-2000 - Guide Rail Lateral 32 - 2000mm Lg.



KGR-4500 - Guide Rail Lateral 32 - 4500mm Lg.



KHB-1 - Holding Bracket for ST R28 Roller Track



KHB-2 - Holding Bracket with Stop for ST R28 Roller Track



KHB-3 - Variable Holding Outer Bracket for ST R28 Roller Track



KHB-4 - Variable Holding Inner Bracket for ST R28 Roller Track.



KHB-5 - Mounting Bracket for ST R28 Roller Track

12

Section 12

Machining Services

Machining your PARCO extrusion is an alternate way of assembling your project. Rather than using brackets and joining plates, you can have PARCO machine all of your extrusion for quick assembly in your kit projects.

Cut To Length

F = Fractional M = Metric

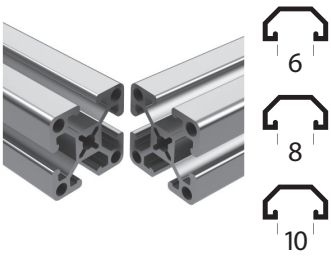

- Tolerance on cuts is +/- .015”
- Squareness of cut is .002” per inch max

ORDERING NOTE:
Cut to length requirements should be described by specifying:
1. The extrusion part number, pieces, and length
2. The number of pieces
3. The machining service number.
4. The length of the extrusion

Part #	Series	Extrusion Type
M70051	10	E1001S, E1002S, E1003S, E1004S, E1010G/S, E1012S
M70001	10	E1020G/S
M70121	10	E2020G/S
M70031	10	E1030G/S
M70131	10	E2040S
M70102	15	E1501S, E1502S, E1503S, E1504S, E1515G/S, E1515LG/LS, E1515ULG/ULS, E1517S, E40-4002, E40-4004, E40-4040, E40-4040L, E40-4040UL
M70202	15	E1530G/S, E1530LG/LS, E40-4080, E40-4080L, E40-4080UL
M70212	15	E1545S
M70302	15	E3030G/s, E3030LG, E40-8080
M70232	15	E3060S
M70105	30	E30-3030, E30-3060-R, E30-3030-WG30, E30-3030EG40, E30-3030-2S, E30-30302SA
M70205	30	E30-3060
M70106	45	E45-4545, E45-4545-L, E45-4545-R, E45-22.545, E45-4545-2S. E45-4545-2SA, E45-6060
M70206	45	E45-4590, E4590-L, E45-6090
M70306	45	E45-9090

EXAMPLE:
A project required 8 pieces of 1.5” x 1.5”, cut to a length of 60” each. These profiles would be ordered as follows:

Part #	Qty	Machining Service Number	Length
E1515S	8		60”
	8	M70102 Cut to Length 1.5” x 1.5”	

Tap Profile End

F = Fractional M = Metric





This machining service provides one or more tapped holes to your extrusion ends. End tap holes are required for the following fastening and accessories when using extrusion end:

- End Fastener Assembly
- Leveling Feet
- Base Plates
- Anchor Plates
- Caster Mounting Plates
- Pressure Manifold Plates
- Casters

ORDERING NOTE:
Cut to length requirements should be described by specifying:
1. The extrusion part number or description
2. The number of pieces
3. The machining service number.
4. The end(s) at which the tapped hole is required
5. The length of the extrusion

EXAMPLE:
A project required 8 pieces of 1.5" x 1.5", cut to a length of 60" each.
These profiles would be ordered as follows:

Part #	Qty	Machining Service Number	Length
E45-4545	4	M70563 Left; M70563 Right	30"
	4	M70106 Cut to Length 45mm x 45mm	
	8	M70563 M8 Tap	

Part #	Series	Tap	# of Taps	For
M70611	10	1/4-20		E1001S, E1002S, E1003S, E1004, E1010G/S, E1012S
M70631	10	M6 x 1.00		E1001S, E1002S, E1003S, E1004, E1010G/S, E1012S
M70461	10	1/4-20		E1020G/S
M70471	10	M6 x 1.00		E1020G/S
M70641	10	1/4-20		E2020G/S
M70671	10	M6 x 1.00		E2020G/S
M70361	10	1/4-20		E1030S
M70371	10	M6 x 1.00		E1030S
M70381	10	1/4-20		E2040S
M70391	10	M6 x 1.00		E2040S
M70602	15	5/16-18		E1501S, E1502S, E1503S, E1504S, E1515G/S, E1515LG/LS, E1515ULG/ULS, E1517S
M70592	15/40	M8 x 1.25		E1501S, E1502S, E1502S, E1504S, E1515G/S, E1515LG/LS, E1515ULG/ULS, E1517S, E40-4002, E40-4004, E40-4040, E40-4040L, E40-4040VL
M70252	15	3/8-16		E1501S, E1502S, E1503S, E1504S, E1515G/S, E1515LG/LS, E1515ULG/ULS, E1517S
M70542	15	7/16-14		E1501S, E1502S, E1503S, E1504S, E1515G/S, E1515LG/LS, E1515ULG/ULS, E1517S
M70452	15	5/16-18		E1530G/S, E1530LG/LS
M70482	15/40	M8 x 1.25		E1530G/S, E1530LG/LS, E40-4080, E40-4080L, E40-4080UL
M70262	15	5/16-18		E1545S
M70282	15	M8 x 1.25		E1545S
M70552	15	5/16-18		E3030G/S, E3030LG
M70562	15/40	M8 x 1.25		E3030G/S, E3030LG, E40-8080
M70292	15	5/16-18		E3060S
M70312	15	M8 x 1.25		E3060S
M70595	30	M8	1	E30-3030, E30-3060-R, E30-3030-WG30, E30-3030WG40, E3030-2S, E30-30302SA
M70605	30	5/16-18	1	E30-3030, E30-3060-R, E30-3030-WG30, E30-3030WG40, E3030-2S, E30-30302SA
M70485	30	M8	2	E30-3060
M70455	30	5/16-18	2	E30-3060
M70536	45	M12	1	E45-4545, E45-4545L, E45-4545R, E45-22.545, E45-4545-2S, E45-4545-2SA, E45-6060
M70546	45	1/2-13	1	E45-4545, E45-4545L, E45-4545R, E45-22.545, E45-4545-2S, E45-4545-2SA, E45-6060
M70566	45	M16	1	E45-6090
M70556	45	5/8-11	1	E45-6090
M70326	45	M12	2	E45-4590
M70246	45	1/2-13	2	E45-4590
M70366	45	M12	4	E45-9090
M70356	45	1/2-13	4	E45-9090

- 1/4-20 Tap is standard for 10 series
- 5/16-18 Tap is standard for 15 series
- M8 Tap is standard for 30 series
- M12 Tap is standard for 45 series

Drill Access Hole

F = Fractional M = Metric

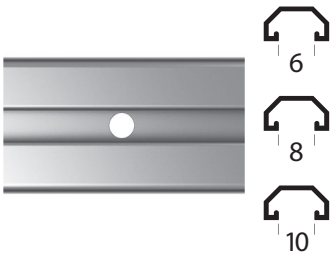

Part #	Series	Description
M70511	10	Single Drill Access Hole .218 through
M70502	15	Single Drill Access Hole .295 through
M70503	40	Single Drill Access Hole .295 through
M72465	30	Single Drill Access Hole 8.30mm through
M72486	45	Single Drill Access Hole 10.00mm through

EXAMPLE:
You want 2 pieces of 1.5" x 1.5" at 45" to receive Type A access hole pattern at both ends, for attachment of an End Fastener:

Part #	Qty	Machining Service Number	Length
E1515S	2	M70502 Type A Left; M70502 Type A Right	45"
	2	M70102 Cut to Length 1.5" x 1.5"	
	4	M70502 Access Hole	

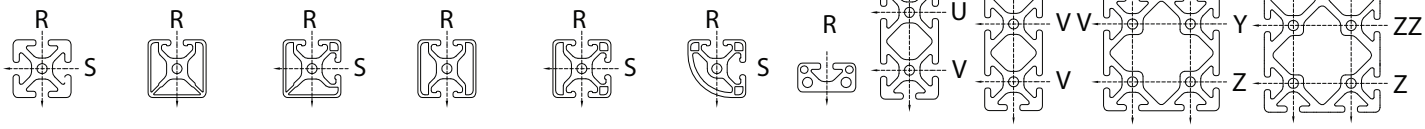

10 Series
M70511

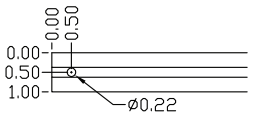

Type C

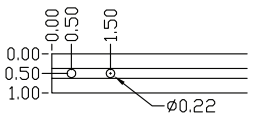

Type D

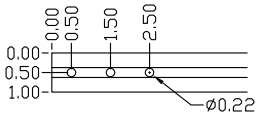

Type H

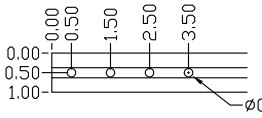

Type J

15 Series
M70502

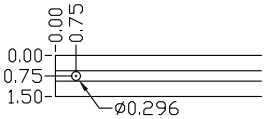

Type A

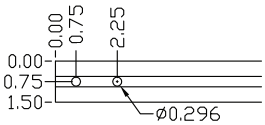

Type B

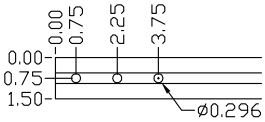

Type F

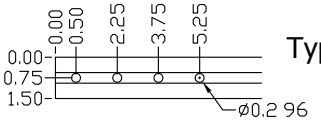

Type G

40 Series
M70503



Type MA

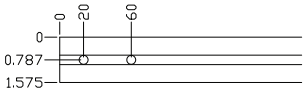

Type MB

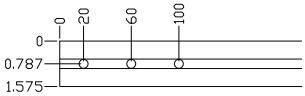

Type MF

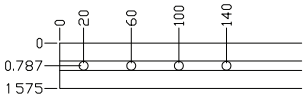

Type MG

30 Series
M72465



45 Series
M72586



12

Clearance Dill Thru For T-Slotted Profiles

U = Universal F = Fractional M = Metric

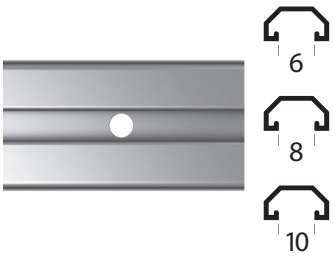

Part #	Series	Description
M72449	10, 15, 30, 40, 45	Single Clearance Hole .257 (6.50mm) through
M72469	10, 15, 30, 40, 45	Single Clearance Hole .328 (8.30mm) through
M72489	10, 15, 30, 40, 45	Single Clearance Hole .437 (11.10mm) through
M72409	10, 15, 30, 40, 45	Single Clearance Hole .563 (14.30mm) through

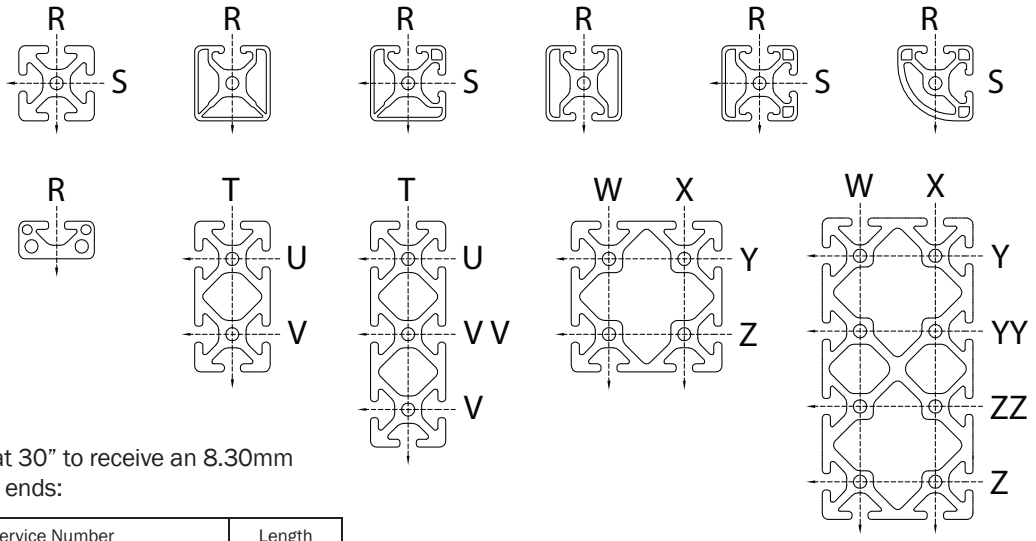

EXAMPLE:
You want a piece of 45mm x 45mm at 30” to receive an 8.30mm clearance hole at 22.5mm from both ends:

Part #	Qty	Machining Service Number	Length
E45-4545	1	M72469 Type MA IN R Left 22.5mm; M72469 IN R Right @739.5mm	30”
	1	M70106 Cut to Length 45mm x 45mm	
	2	M72469 8.30mm Clearance Hole	

Clearance Drill Thru For Between Slots

U = Universal F = Fractional M = Metric

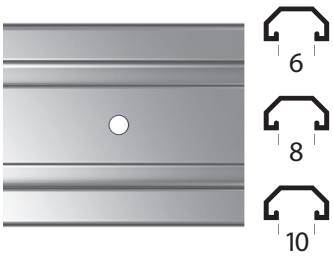

Part #	Series	Description
M72419	10, 15, 30, 40, 45	Single Clearance Hole .257 (6.50mm) through
M72439	10, 15, 30, 40, 45	Single Clearance Hole .328 (8.30mm) through
M72459	10, 15, 30, 40, 45	Single Clearance Hole .437 (11.10mm) through
M72479	10, 15, 30, 40, 45	Single Clearance Hole .563 (14.30mm) through

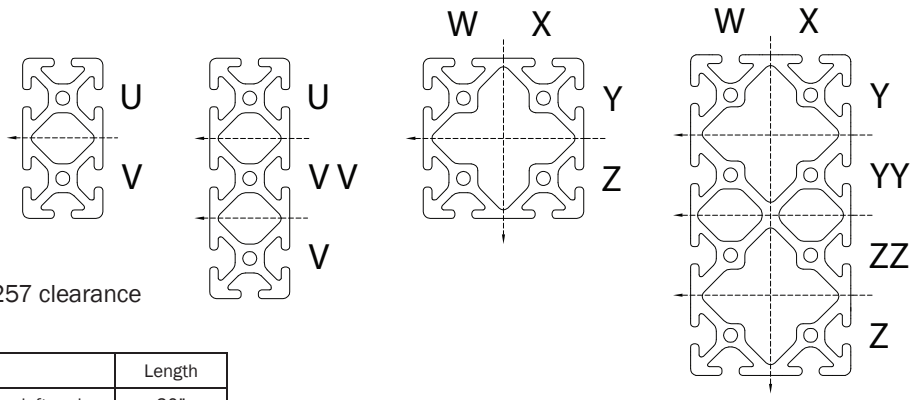

EXAMPLE:
You want a piece of 3” x 3” at 30” to receive a .257 clearance hole between Y and Z, at 1.75” from left end:

Part #	Qty	Machining Service Number	Length
E3030	1	M72419 between Y and Z @ 1.75” from left end	30”
	1	M70302 Cut to Length 3” x 3”	
	2	M72419 .257 Clearance Hole	

Counter Bore With Through Hole

F = Fractional M = Metric



Part #	Series	Description
M72561	10	.266 Drill Through .438 Spot
M72572	15	.328 Drill Through .531 Spot

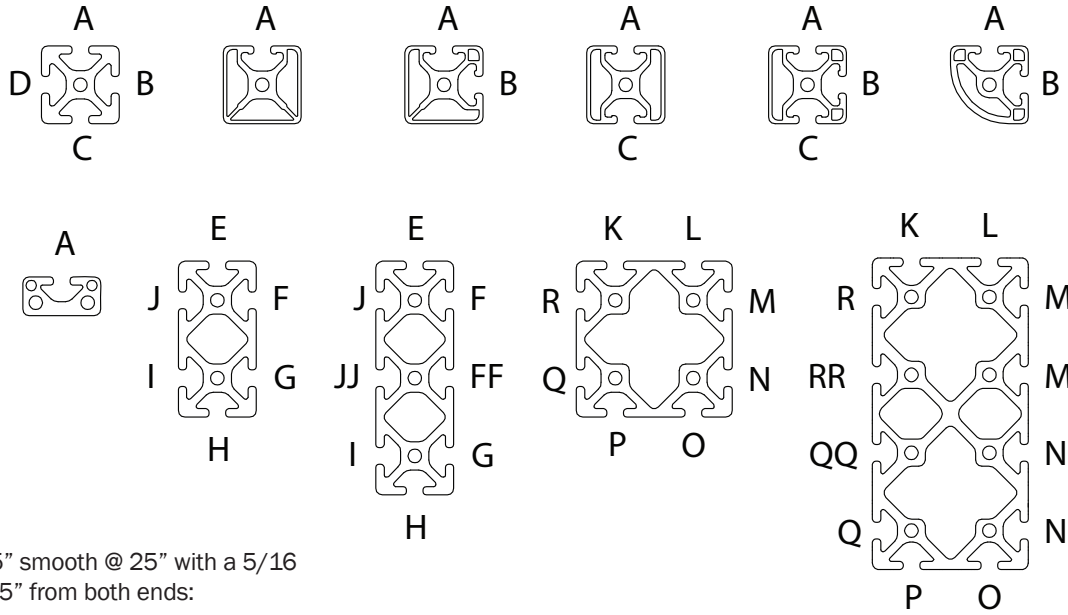

EXAMPLE:
You want 4 pieces of 1.5” x 1.5” smooth @ 25” with a 5/16 Counterbore through hole @ .75” from both ends:

Part #	Qty	Machining Service Number	Length
E1515S	4	M72572 in A Left @ .75”; M72572 in A Right @ 24.25”	30”
	4	M70102 Cut to Length 1.5” x 1.5”	
	8	M72572 15S .328 Drill Through .531 Spot	

Deluxe Door Handle Milling Service

F = Fractional M = Metric



Part #	Series	Description
M73052	15	Deluxe Door Handle Milling Service

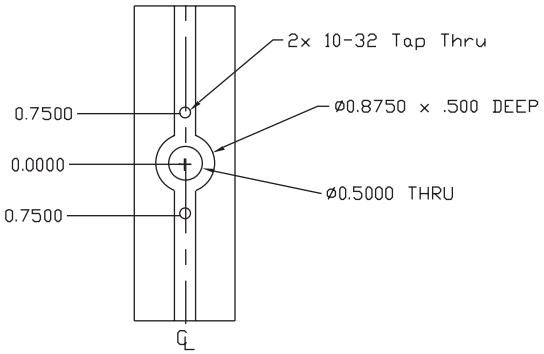

- Milling the extrusion allows the deluxe door handle to be mounted to the T-Slot extrusion.
- Please specify distance from end to handle center.

EXAMPLE:
A project requires that a deluxe door handle be used on a 1.5” x 1.5” extrusion. The door handle will be 12” side. The machining service would look as follows:

Part #	Qty	Machining Service Number	Length
E1515	1	M73052 in A @ 12”	24”

ORDERING NOTE:
When ordering this service, specify the extrusion to be used and the distance from the end of the extrusion to where the milling should take place.

Anchor Fastener/Butt Fastening Assembly

F = Fractional M = Metric





Part #	Series	Description
M70421	10	Anchor Fastener Counterbore
M70431	10	Butt Fastener Counterbore
M70402	15/40	Anchor Fastener Counterbore
M70412	15/40	Butt Fastener Counterbore
M70445	30	Anchor Fastener Counterbore

- Counterbore is needed to insert the anchor fastener assembly or butt fastener assembly
- Counterbore locations for each extrusion must be specified as shown.

EXAMPLE:

A project requires that two lengths of profile be machined for an anchor fastener assembly. One of the lengths is the 1.5" x 1.5" @ 41" extrusion profile and requires the counterboring at one end only, in slot A. The other length is the 1.5" x 3" extrusion profile at 45" that requires machining for two anchor fasteners at each end, in slots E and H. The counterbore service would be ordered as follows:

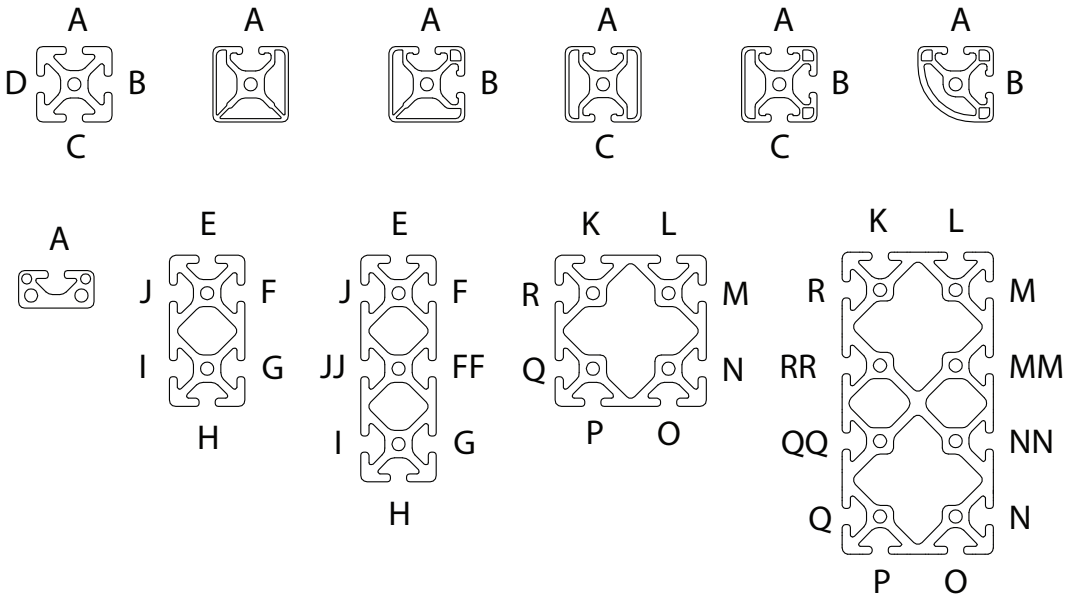

Part #	Qty	Machining Service Number	Length
E1515	1	M70402 in A Left	41"
E1530	1	M70402 in E Left; M70402 in H Left; M70402 in E Right; M70402 in H Right	45"
	1	M70102 Cut to Length 1.5" x 1.5"	
E1530	1	M70202 Cut To Length	
	5	15S Anchor Fastener Counterbores	

SERIES	A	B	C	D
10	.412"	.500"	.563" x .463" DEEP	1.000"
15	.855"	.750"	.792" x .680" DEEP	1.500"
30	.626"	.591"	.629" X .550" DEEP	1.181"
40	.855"	.787"	.792" X .685" DEEP	1.575"

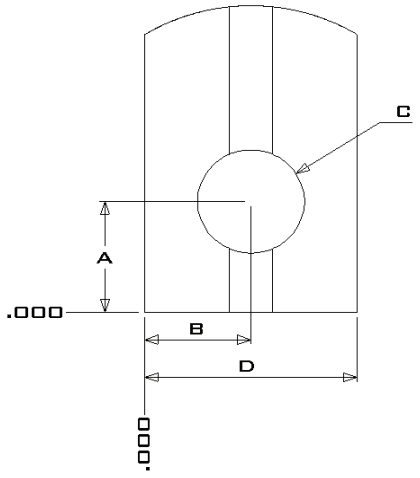

Miter Cuts & Counterbore

F = Fractional M = Metric



• Easy assembly miter cuts allow you to assemble without inserting fasteners through counterbore. The pre-assembled fastener and T-Nut will slide into the mitered piece, ready to assemble. • Miter cut and counterbore required for custom 45° support bracket or joining plate.

Part #	Series	Miter Cut Only
M70661	10	Miter Cut E1001S, E1002S, E1003S, E1004S, E1010G/S, E1012S
M70701	10	Miter Cut E1020G/S
M70711	10	Miter Cut E2020G/S
M70721	10	Miter Cut E1030S
M70731	10	Miter Cut E2040S
M70652	15/40	Miter Cut E1501S, E1502S, E1503S, E1504S, E1515G/S, E1515LG/LS, E1515ULG/ULS, E1517S, E40-4002, E40-4004, E40-4040, E40-4040L, E40-4040UL
M70752	15/40	Miter Cut E1530G/S, E1530LG/LS, E40-4080, E40-4080L, E40-4080UL
M70762	15	Miter Cut E1545S
M70852	15/40	Miter Cut E3030G/S, E3030LG, E40-8080

Part #	Series	Miter Cut W/Counterbore
M70811	10	Miter Cut & Counterbore E1001S, E1002S, E1003S, E1004S, E1010G/S, E1012S
M70841	10	Miter Cut & Counterbore E1020G/S, E2040S
M70861	10	Miter Cut & Counterbore E1030S
M70802	15/40	Miter Cut & Counterbore E1501S, E1502S, E1503S, E1504S, E1515G/S, E1515LG/LS, E1515ULG/ULS, E1517S, E40-4002, E40-4004, E40-4040, E40-4040L, E40-4040UL
M70902	15/40	Miter Cut & Counterbore E1530G/S, E1530LG/LS, E40-4080, E40-4080L, E40-4080UL
M70932	15	Miter Cut & Counterbore E1545S

EXAMPLE:
Two custom support brackets are required for your project, but you plan on counterboring the part yourself. You will use 15 x 30 extrusions that are 15" long from corner to corner. The machining service would look as follows:

Part #	Qty	Machining Service Number	Length
E1530	2	M70902 X Miter	15"

ORDERING NOTE:
Miter cut and counterbore requirements should be described by specifying:
1. The extrusion Part number or description
2. The quantity of extrusions to be machined
3. The machining service number
4. The end at which the machining is required and the face from which a bolt would be installed into the counterbore.
5. Enter the degree of cut between 15 and 89 degrees.

Also, indicate the length of the finished profile from longest corner to longest corner. To specify the correct face on a 15 x 30 extrusion profile (where there are multiple T-Slots), specify one of the T-Slot locations on that face.

Bolt Connector Drill Through

F = Fractional M = Metric



Part #	Series	Description (One End)
M70345	30	Bolt Connector Drill Through
M70946	45	Bolt Connector Drill Through (45mm)
M70376	45	Bolt Connector Drill Through (90mm)

- Drill through is needed to insert the bolt connector assembly.
- Drill through locations for each extrusion must be specified as shown.

EXAMPLE:
A project requires that a length of profile be machined for a bolt connector assembly. The length is the 45mm x 45mm @ 43" extrusion profile and requires the drill through at both ends, in slot A of the profile.

Part #	Qty	Machining Service Number	Length
E45-4545	1	M70346 in A left; M70346 in A right	43"
	1	M70106 cut to length 45mm x 45mm	
	2	M70346 45S Drill Through for Bolt Connector	

Central Connector Counterbore

F = Fractional M = Metric



Part #	Series	A	B	C	D
M70586	45	22.5mm	22.5mm	17.12mm	32.64mm

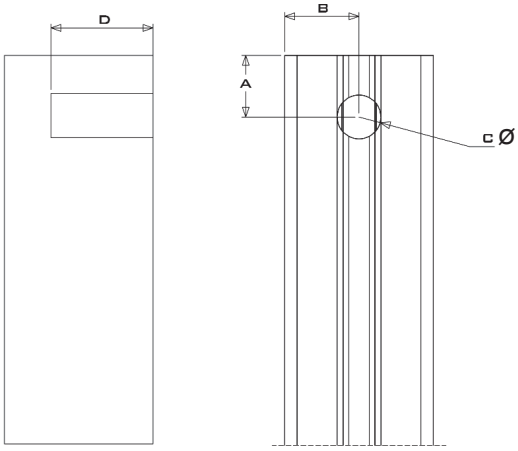

- Drill through is needed to insert the bolt connector assembly.
- Drill through locations for each extrusion must be specified as shown.

EXAMPLE:
A project requires that a length of profile be machined for a central connector assembly. The length is the 45mm x 45mm @ 22" extrusion profile and requires the counterbore at both ends, in slot A.

Part #	Qty	Machining Service Number	Length
E45-4545	1	M70586 in A left; M70586 in A right	22"
	1	M70106 cut to length 45mm x 45mm	
	2	M70586 45S Counterbore for Central Connector	

Universal Connector Counterbore

F = Fractional M = Metric



Part #	Series	A	B	C	D
M70782	15	.622	.750	.443	1.046
M70785	30	18.11mm	15mm	11.25mm	21.46mm
M70783	40	16mm	20mm	11.25mm	28.70mm

- Drill through is needed to insert the bolt connector assembly.
- Drill through locations for each extrusion must be specified as shown.

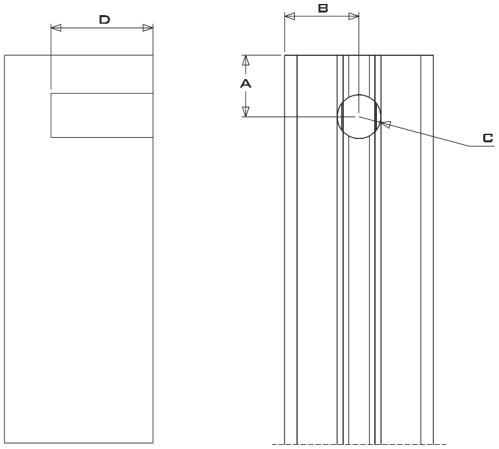

Panels & Wire Mesh - Cut to Size

U = Universal F = Fractional M = Metric



Part #	Series	Description
M71509		Cutting Plastic Panels Any Side ≤ 48”
M71559		Cutting Plastic Panels Any Side > 48”
M70959		Shearing Expanded Metal or Wire Any Side ≤ 48”
M71009		Shearing Expanded Metal or Wire Any Side > 48”

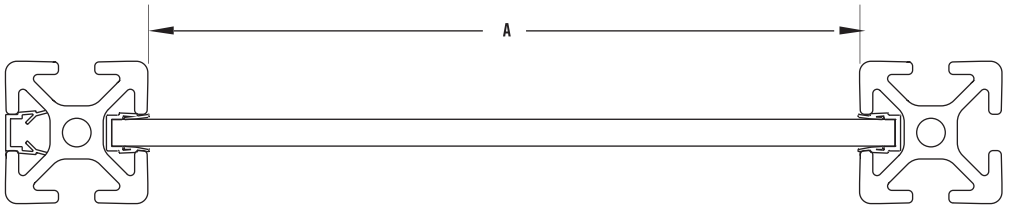

15 SERIES / 40 SERIES
TO CALCULATE HEIGHT,
ADD .75" TO "A"

10 SERIES
TO CALCULATE HEIGHT,
ADD .50" TO "A"

EXAMPLE:

A machine guard project requires 3 clear Lexan panels, part number H26099, cut to a size of 4’ x 3’. This panel would be ordered as follows:

Part #	Qty	Machining Service Number	Panel Size
H26099	3	M71509 48” x 36”	36 sq ft

- A cut to size machining service is available for polycarbonate panels, expanded PVC panels, and wire mesh.

ORDERING NOTE:

Miter cut and counterbore requirements should be described by specifying:

1. The extrusion Part number or description
2. The quantity of extrusions to be machined
3. The machining service number
4. The end at which the machining is required and the face from which a bolt would be installed into the counterbore.

Notch Panel For Extrusion Clearance

F = Fractional M = Metric



• Panel notching gives clearance for perpendicularly mounted extrusions. This machining service is only needed when panels are installed in T-Slots.

Part #	Series	Description	A
M75041	10	Plastic Corner Extrusion Clearance Notch	.312
M75052	15/40	Plastic Corner Extrusion Clearance Notch	.440
M75055	30	Plastic Corner Extrusion Clearance Notch	9mm
M75066	45	Plastic Corner Extrusion Clearance Notch	14mm

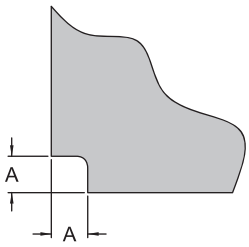

Notch Panel For End Fastener Clearance

F = Fractional M = Metric

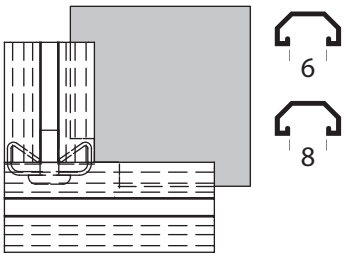

• Panel notching gives clearance for end fastener.

Part #	Series	Description	A	B
M75021	10	Plastic Notch For End Fastener	.250	.650
M75032	15/40	Plastic Notch For End Fastener	.340	.650

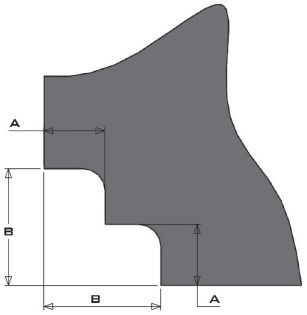

Notch Panel For Anchor Fastener Clearance

F = Fractional M = Metric

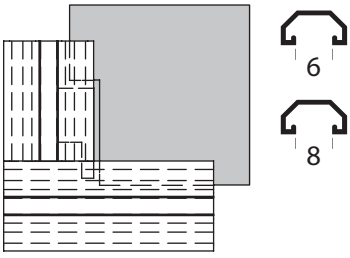

• Panel notching gives clearance for anchor fastener. This machining service is only needed when panels are installed in T-Slots.

Part #	Series	Description	A	B
M73111	10	Plastic Notch For Anchor Fastener	.375	1.063
M73122	15/40	Plastic Notch For Anchor Fastener	.500	1.750
M73125	30	Plastic Notch For Anchor Fastener	11mm	34mm

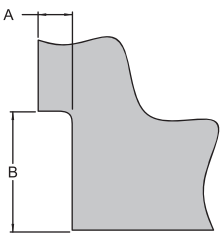

2-4 Sided Panel Cut-Outs

U = Universal F = Fractional M = Metric

Part #	Series	Description
M71629	10, 15, 30, 40, 45	2-Sided Cut-Out > 3”
M71639	10, 15, 30, 40, 45	3-Sided Cut-Out > 3”
M71649	10, 15, 30, 40, 45	4-Sided Cut-Out > 3”

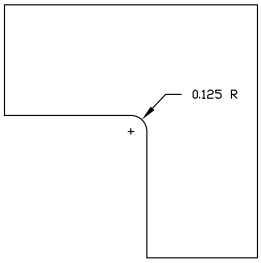

2 Sided Cut-Out

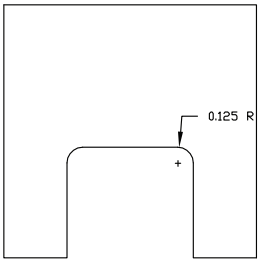

3 Sided Cut-Out

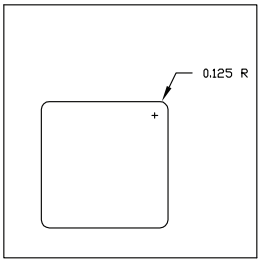

4 Sided Cut-Out

Profile Clearance Notch

F = Fractional M = Metric

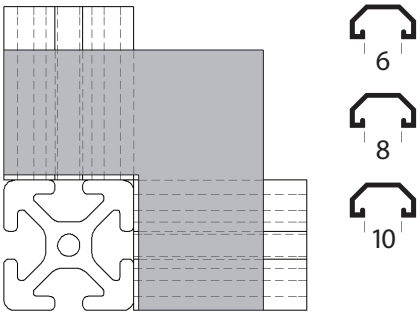

Part #	Series	Description
M75971	10	Corner Notch for E1010G/S, E1012S
M75981	10	Corner Notch for E1020G/S
M75991	10	Corner Notch for E2020G/S
M76002	15/40	E1501S, E1502S, E1503S, E1504S, E1515G/S, E1515LG/LS, E1515ULG/ULS, E1517S, E40-4040, E40-4040L, E40-4040UL
M76012	15/40	Corner Notch for E1530G/S, E1530LG/LS, E40-4080, E40-4080L, E40-4080UL
M76022	15/40	Corner Notch for E3030G/S, E3030LG, E40-8080
M72345	30	Corner Notch for E30-3030
M72376	45	Corner Notch for E45-4545, E45-4545-L, E45-4545-2S, E45-4545-2SA
M72336	45	Corner Notch for E45-4590
M72396	45	Corner Notch for E45-9090

Miscellaneous Panel Machining

U = Universal F = Fractional M = Metric



Part #	Description
M71529	Circular Cut-Out > 1” (not to exceed 10”)
M71569	Drill Through & Countersink
M71579	Miter Cut
M71589	Drill Through & Tap
M71599	Drill Through
M71669	Misc. Panel Notch < 3”

Corner Connector Clearance Notch

U = Universal F = Fractional M = Metric

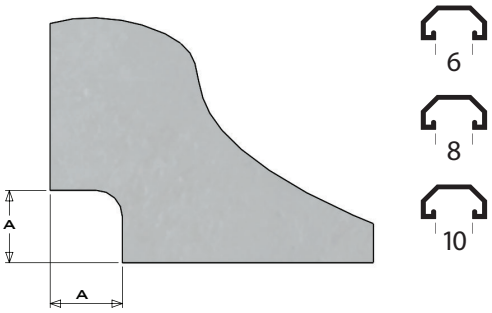

Part #	Series	Description	A
M71529	10	Corner Notch	.347
M71569	15, 40	Corner Notch	.500

Central Connector Clearance Notch

U = Universal F = Fractional M = Metric

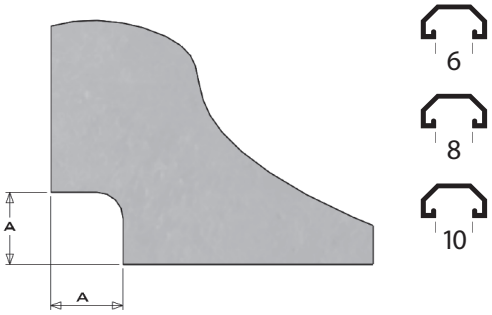

Part #	Series	Description	A	B
M73203	10	Central Notch	.500	2.00
M73206	15, 40	Central Notch	14mm	46mm

12

Index

Section 2 - Extrusion

E1001S.....38
E1002S.....39
E1003S.....39
E1004S.....39
E1010G.....40
E1010G-BA.....40
E1010S.....40
E1010S-BA.....40
E1012S.....40
E1020G.....40
E1020S.....40
E1020S-BA.....40
E1030S.....41
E1030S-BA.....41
E1050S.....38
E1501S.....42
E1502S.....43
E1503S.....43
E1504S.....43
E1515G.....44
E1515LG.....44
E1515LG-BA.....44
E1515LS.....44
E1515LS-BA.....44
E1515S.....44
E1515S-BA.....44
E1515ULG.....44
E1515ULS.....44
E1517S.....45
E1530G.....46
E1530LG.....45
E1530LS.....45
E1530LS-BA.....45
E1530S.....46
E1530S-BA.....46
E1530ULS.....45
E1545S.....46
E1575S.....42
E2012S.....38
E2020G.....41
E2020S.....41
E2020S-BA.....41
E2040S.....41
E30-3030.....48
E30-3030-2S.....48
E30-3030-2S.....48
E30-3030-2SA.....48
E30-3030-BA.....48
E30-3030-WG30.....49
E30-3030-WG40.....49
E30-3045-30.....49
E30-3045-40.....50
E30-3060.....50
E30-3060R.....50
E30-6060.....51
E3030G.....47
E3030LG.....46
E3030LS.....46
E3030LS-BA.....46
E3030S.....47
E3030S-BA.....47
E3045C.....58
E3060S.....47
E3075S.....42
E40-4001.....52
E40-4002.....53
E40-4003.....53
E40-4004.....53
E40-4012.....57
E40-4040.....52
E40-4040-10.....52
E40-4040-BA.....52
E40-4040L.....51
E40-4040L-BA.....51
E40-4040UL.....51
E40-4045L-01.....54
E40-4045L-02.....54
E40-4080.....55
E40-4080-10.....56
E40-4080L.....55
E40-4080L-BA.....55
E40-4080UL.....54
E40-4083L.....56
E40-4084L.....56
E40-4085L.....55
E40-8016.....57
E40-8020.....58
E40-8080.....57
E45-22.545.....58
E45-4545.....59
E45-4545-01.....60
E45-4545-03.....61
E45-4545-04.....61
E45-4545-2SA.....60
E45-4545HR.....60
E45-4545L.....59
E45-4545R.....59
E45-4560.....61
E45-4590.....62
E45-4590L.....62
E45-6060.....63
E45-6060L.....62
E45-6090.....63
E45-9090.....63

Section 3 - Fasteners

F1065SM.....89
F129005.....78
F129015.....78
F129026.....78
F129036.....78
F12995ZM.....80
F12996ZM.....80
F12997ZM.....80
F129985ZM.....80
F12999ZM.....86
F130012M.....79
F13002ZM.....79
F13006ZM.....86
F130220M.....71
F130230M.....71
F130240M.....71
F130250M.....71
F13028ZM.....74
F13031ZM.....74
F13034ZM.....74
F13037Z.....74
F13039Z.....74
F13040Z.....74
F130460M.....71
F130460M.....74
F130470M.....71
F130480M.....71
F130490M.....71
F130590M.....75
F130610M.....75
F130630M.....75
F130760M.....74
F130770M.....74
F130880M.....74
F130890M.....75
F130900M.....74
F130910M.....75
F130920M.....74
F130930M.....75
F130940M.....74
F130950M.....75
F131060M.....74
F131070M.....74
F131090M.....74
F131120M.....75
F131130M.....75
F13114ZM.....75
F131150M.....75
F13116ZM.....75
F131170M.....75
F13119ZM.....75
F131200M.....75
F131220M.....75
F131230M.....75
F131240M.....75
F131270M.....75
F131290M.....75
F131320M.....75
F131340M.....76
F131360M.....76
F131380M.....76
F131400M.....76
F131420M.....76
F13144ZM.....76
F13145ZM.....76
F13146ZM.....76
F13147ZM.....76
F13148ZM.....76
F131590M.....76
F131610M.....76
F131630M.....76
F131650M.....76
F131670M.....76
F131690M.....76
F131710M.....76
F131730M.....76
F131750M.....76
F131770M.....76
F131850M.....83
F141260M.....71
F141270M.....71
F141280M.....71
F141290M.....71
F141300M.....71
F141310M.....71
F141370M.....79
F14162S.....75
F14164ZM.....75
F14166SM.....75
F141960M.....84
F1716SM.....88
F1954ZM.....72
F1956ZM.....72
F19615M.....70
F1961ZM.....70
F1962ZM.....70
F1963ZM.....70
F1964ZM.....72
F1965ZM.....72
F1966ZM.....72
F1967ZM.....72
F1968ZM.....73
F19810M.....70
F1981ZM.....70
F1982ZM.....70
F1984ZM.....72
F1986ZM.....72
F1988ZM.....73
F30170.....89
F30180.....89
F30220.....88
F30240.....85
F30320.....85

Section 3 - Fasteners (Cont)

F3032Z.....75
F3033Z.....75
F30420.....85
F30440.....87
F30480.....87
F30500.....85
F30510.....85
F30520.....87
F3053Z.....89
F30540.....85
F30550.....89
F30560.....87
F30580.....87
F30590.....85
F30610.....85
F30620.....87
F30630.....85
F30640.....87
F30650.....85
F30660.....86
F30670.....87
F30680.....87
F30710.....87
F30720.....87
F30800.....87
F30820.....87
F31040.....85
F31060.....87
F31100.....87
F31100M.....75
F31110.....85
F31120.....87
F31140.....85
F3116Z.....77
F31170.....85
F31180.....85
F31190.....87
F31200.....77
F31220.....87
F31230.....87
F31240.....77
F31240.....87
F31250.....87
F31260.....77
F31270.....87
F31290.....87
F31300.....87
F31310.....87
F31320.....87
F31330.....87
F31609.....82
F31830.....81
F31890.....81
F32010.....72
F32020.....72
F32030.....72
F32039.....78
F32040.....72
F32049.....78
F32050.....72
F32080.....89
F3214Z.....89
F3215Z.....89
F3258Z.....89
F3260Z.....89
F32610.....89
F32620.....89
F32672.....86
F32720.....84
F32740.....84
F32750.....70
F32760.....70
F32790.....70
F32800.....70
F32810.....70
F32820.....72
F32840.....72
F32850.....71
F32860.....70
F32870.....71
F32880.....77
F33090.....73
F3310Z.....73
F3311Z.....73
F33120.....73
F33130.....73
F33283Z.....72
F33300.....86
F33400.....86
F33420.....86
F33510.....81
F33520.....81
F33750.....72
F33760.....72
F33780.....80
F33790.....80
F33820.....70
F33900.....86
F34000.....88
F34050.....88
F34100.....88
F34100.....88
F34110.....88
F34200.....88
F34250.....88
F3602.....72
F3605S.....73
F3608S.....73
F3609S.....85
F3610S.....87
F3611S.....85
F3612S.....87
F3614S.....85
F3615S.....87
F3616S.....77
F3617S.....85
F3619S.....87
F3621S.....85
F3621S.....86
F3622S.....87
F3623S.....77
F3627S.....87
F36450.....89
F36460.....89
F3663S.....85
F3671S.....87
F3676S.....70
F36770.....89
F3678S.....70
F3679Z.....80
F3681Z.....80
F3685S.....87
F3687S.....87
F3688S.....85
F3689S.....87
F3690S.....85
F3691S.....87
F3692S.....85
F3693S.....87
F3694S.....85
F3695S.....87
F3696S.....85
F3697S.....87
F3698S.....85
F3699S.....85
F3703Z.....72
F37672.....86
F3778Z.....70
F3785Z.....70
F3786Z.....70
F3787Z.....73
F37890M.....70
F3790Z.....72
F3791Z.....72
F3794Z.....81
F3795Z.....81
F37960M.....70
F3879ZM.....70
F3911Z.....73
F3913ZM.....73
F3914ZM.....73
F3915ZM.....73
F3916Z.....73
F3918Z.....73
F3920ZM.....73
F45160M.....89
F47100M.....89
F47120M.....89
F53080M.....89
F5310SMS.....86
F5312SM.....86
F53140M.....89
F5316SM.....86
F5510SM.....88
F5512SM.....88
F55160M.....87
F5516SM.....88
F5520SM.....88
F57080M.....89
F57100M.....89
F57120M.....89
F5712SM.....88
F57140M.....89
F57160M.....89
F5815Z.....77
F6041SM.....89
F6042SM.....89
F60655M.....89
F6310SM.....86
F63120M.....85
F6312SM.....86
F6312ZM.....86
F63140M.....89
F63160M.....85
F6316SM.....86
F6316ZM.....86
F63180M.....89
F63200M.....85
F6320SM.....86
F6320ZM.....85
F6320ZM.....86
F63250M.....85
F6325ZM.....86
F6510SM.....88
F65120M.....87
F6512SM.....88
F6512ZM.....88
F65140M.....87
F65140M.....89
F65160M.....87
F6516SM.....88
F6516ZM.....88
F65180M.....89
F65200M.....87
F6520SM.....88
F6520ZM.....88
F65250M.....87
F6525ZM.....88
F65350M.....87

Index

Section 3 - Fasteners (Cont)

F6710SM.....88
F6712SM.....88
F6712SM.....89
F67140M.....89
F67160M.....89
F6716SM.....88
F67180M.....89
F67180M.....89
F67200M.....89
F80655M.....89
F83120M.....85
F8312SM.....86
F8312ZM.....86
F83160M.....85
F8316SM.....86
F8316ZM.....86
F83180M.....89
F83200M.....85
F8320SM.....86
F8320ZM.....86
F83250M.....85
F83250M.....89
F8325SM.....86
F8325ZM.....86
F85120M.....87
F8512SM.....88
F8512ZM.....88
F85160M.....87
F8516SM.....88
F8516ZM.....88
F85180M.....89
F85200M.....87
F8520SM.....88
F8520ZM.....88
F85250M.....87
F8525SM.....88
F8525ZM.....88
F85300M.....87
F8530SM.....88
F8530ZM.....88
F8535SM.....88
F8540SM.....88
F85500M.....89
F8712SM.....88
F87160M.....89
F8716SM.....88
F87200M.....89
F8720SM.....88
F89000.....72
F89010.....72
FC130010M.....82
FC131860M.....83
FC140120M.....82
FC140125M.....81
FC140130M.....82
FC140135M.....82
FC30040.....86
FC30900.....83
FC30920.....83
FC30980.....83
FC30990.....83
FC33040.....87
FC33050.....87
FC33060.....87
FC33070.....87
FC33080.....87
FC33180.....86
FC33190.....86
FC33200.....86
FC33210.....86
FC33230.....86
FC33430.....81
FC33440.....81
FC33550.....86
FC33560.....86
FC33570.....86
FC33580.....86
FC33600.....83
FC33610.....83
FC33620.....83
FC33630.....83
FC33650.....85
FC33660.....85
FC33660.....85
FC33670.....85
FC33690.....84
FC33700.....84
FC33710.....85
FC33720.....85
FC33800.....80
FC33810.....80
FC33830.....81
FC33840.....86
FC33860.....86
FC33890.....81
FC33930.....85
FC33940.....85
FC33950.....83
FC33962.....83
FC33970.....87
FC33980.....85
FC33990.....85
FC34120.....88
FC34130.....88
FC34140.....88
FC34150.....88
FC34350.....85
FC34370.....85
FC34390.....85
FC34410.....85
FC34420.....85
FC34430.....85
FC34430.....85
FC34460.....87
FC34500.....87
FC34520.....87
FC34540.....87
FC34550.....87
FC34560.....87
FC34570.....87
FC34580.....87
FC34590.....87
FC34600.....87
FC34620.....87
FC34630.....86
FC34640.....87
FC34660.....87
FC34680.....87
FC34690.....85
FC34700.....87
FC34720.....87
FC34800.....86
FC34810.....86
FC34810M.....90
FC34820.....85
FC34820M.....90
FC34830.....85
FC34830M.....90
FC34840.....85
FC34850.....86
FC34870.....85
FC34890.....85
FC34900.....87
FC34910.....87
FC34920.....87
FC34930.....87
FC34940.....87
FC34950.....87
FC34960.....87
FC34970.....87
FC34980.....87
FC35200M.....90
FC35230M.....90
FC35520M.....90
FC35530M.....90
FC35560M.....90
FC35580M.....90
FC35600M.....90
FC35610M.....90
FC35620M.....90
FC35630M.....90
FC35710M.....90
FC35720M.....90
FC35730M.....90
FC35740M.....90
FC35750M.....90
FC35760M.....90
FC35780M.....90
FC35810M.....90
FC35830M.....90
FC35840M.....90
FC35850M.....90
FC35860M.....90
FC35870M.....90
FC35880M.....90
FC35890M.....90
FC35900M.....90
FC35910M.....90
FC35920M.....90
FC35930M.....90
FC35940M.....90
FC35950M.....90
FC35960M.....90
FC35970M.....90
FC35990M.....90
FC36000M.....90
FC36010M.....90
FC36020M.....90
FC36030M.....90
FC36050M.....90
FC36150M.....90
FC36160M.....90
FC36170M.....90
FC36180M.....90
FC36190M.....90
FC3620S.....85
FC36210M.....90
FC36220M.....91
FC36230M.....91
FC36240M.....91
FC36250M.....91
FC36260M.....91
FC36280M.....91
FC36290M.....91
FC36300M.....91
FC3630S.....85
FC36320M.....76
FC3632S.....85
FC36330M.....76
FC36330M.....91
FC3634S.....85
FC36350M.....76
FC36365M.....76
FC3636S.....85
FC36370M.....76
FC36386M.....76
FC3638S.....85
FC36390M.....91
FC3640S.....85

Section 3 - Fasteners (Cont)

FC3642S.....85
FC3647S.....85
FC3660S.....83
FC3680S.....80
FC3682S.....80
FC3792S.....81
FC3793S.....81
FC38330M.....85
FC38490M.....85
FC38910M.....80
FC38950M.....80
FC38970M.....83
FC39010M.....81
FC39020M.....81

Section 4 - Brackets

B140581.....105
B140599.....104
B140609.....104
B140619.....104
B140665.....104
B140675.....104
B140685.....105
B140705.....105
B140715.....104
B140735.....104
B140786.....104
B140809.....105
B140819.....105
B140836.....104
B140856.....104
B140866.....105
B140886.....105
B140955.....108
B140965.....108
B141026.....105
B141116.....108
B141125.....128
B141705.....126
B141715.....127
B141723.....126
B141733.....127
B141746.....126
B141756.....127
B141762.....126
B40131.....99
B40141.....102
B40142.....102
B40151.....98
B40161.....102
B40171.....103
B40172.....103
B40411.....127
B40421.....127
B40612.....102
B41011.....98
B41081.....96
B41131.....97
B41141.....101
B41151.....98
B41191.....96
B41321.....103
B41341.....106
B41361.....107
B41381.....107
B41751.....99
B41761.....96
B42501.....97
B42511.....102
B42512.....102
B42601.....98
B42651.....96
B42661.....99
B42802.....97
B42852.....100
B42861.....100
B42902.....98
B42903.....98
B42952.....96
B42953.....96
B42962.....99
B43012.....98
B43013.....98
B43015.....98
B43016.....98
B43022.....96
B43023.....96
B43025.....96
B43026.....96
B43032.....97
B43033.....97
B43035.....97
B43036.....97
B43042.....101
B43043.....101
B43045.....101
B43046.....101
B43082.....100
B43092.....100
B43112.....101
B43142.....107
B43322.....103
B43323.....103
B43342.....106
B43343.....106
B43362.....107
B43363.....107
B43382.....107
B43383.....107
B43442.....109
B43682.....101
B43752.....99
B43762.....96
B43763.....96
B44132.....99
B44152.....98
B44412.....127
B44422.....127
B45038.....129
B45048.....130
B45098.....129
B45118.....129
B45128.....129
H120319.....104
H120325.....104
H120335.....104
H120346.....104
H120356.....104
H120375.....108
H120389.....106
H120406.....108
H120415.....128
H25252.....133
H25254.....133
H25256.....134
H25262.....133
H25302.....133
H25304.....134
H25306.....134
H25312.....133
H25352.....133
H25354.....133
H25356.....134
H25362.....133
H25402.....133
H25404.....134
H25406.....134
H25412.....133
H25452.....133
H25454.....133
H25456.....134
H25502.....133
H25504.....134
H25506.....134
H25552.....133
H25554.....133
H25556.....134
H25602.....133
H25606.....134
H25612.....133
H25614.....133
H25616.....134
H25622.....133
H25624.....133
H25626.....134
H25632.....133
H25634.....133
H25636.....134
H25642.....133
H25644.....133
H25646.....134
H25651G.....133
H25651S.....133
H25655.....133
H25661G.....133
H25661S.....133
H25665.....133
H25671.....133
H25675.....133
H25681.....133
H25685.....133
H25695.....133
H25701G.....133
H25701S.....133
H25705.....133
H25751G.....133
H25751S.....133
H25755.....133
H25782.....133
H25784.....134
H25792.....133
H25794.....134
H25802.....133
H25804.....134
H25812.....133
H25814.....134
J141183.....132
J141192.....132
J141201.....132
J141215.....132
J141226.....132
J141231.....132
J141242.....132
J141255.....132
J141263.....132
J141276.....132
J40811.....121
J41071.....109
J41121.....118
J41171.....110
J41181.....110
J41201.....113
J41251.....119
J41271.....115
J41281.....116
J41291.....114
J41351.....119
J41401.....117
J41411.....116

Index

Section 4 - Brackets (Cont)

J41501.....112
J41511.....113
J41521.....114
J41551.....118
J41601.....120
J41651.....112
J41661.....111
J41671.....111
J41901.....120
J43052.....110
J43053.....110
J43055.....110
J43056.....110
J43062.....110
J43063.....110
J43065.....110
J43066.....110
J43072.....109
J43073.....109
J43075.....109
J43076.....109
J43102.....117
J43122.....118
J43123.....118
J431562.....122
J43162.....122
J43202.....113
J43203.....113
J43252.....119
J43253.....119
J43262.....115
J43272.....115
J43282.....116
J43283.....116
J43292.....114
J43302.....123
J43312.....123
J43352.....119
J43355.....119
J43356.....119
J43402.....117
J43403.....117
J43405.....117
J43406.....117
J43412.....116
J43452.....124
J43462.....124
J43502.....112
J43503.....112
J43512.....113
J43513.....113
J43515.....113
J43516.....113
J43522.....114
J43523.....114
J43552.....118
J43556.....118
J43602.....120
J43612.....125
J43622.....125
J43652.....112
J43653.....112
J43655.....112
J43656.....112
J43662.....111
J43672.....111
J43673.....111
J43675.....111
J43676.....111
J43692.....126
J43702.....120
J44232.....121
J44812.....121
J45058.....131
J45068.....131
J45108.....130

Section 5 - Hinges

D140111.....149
D140111H.....149
D140145.....148
D140165.....148
D140172.....149
D140172H.....149
D140196.....148
D142275.....146
D142286.....147
D142296.....147
D142306.....147
D142316.....148
D40011.....143
D40021.....143
D40031.....143
D40041.....159
D40051.....160
D40061.....160
D40071.....161
D40081.....161
D40091.....162
D40101.....162
D40111.....163
D40121.....163
D40251.....141
D40261.....141
D40271.....141
D41391.....154
D41481.....154
D41491.....144
D41531.....156
D41541.....157
D41561.....157
D41611.....153
D41621.....153
D41631.....154
D41681.....151
D41691.....152
D41711.....152
D41721.....145
D41741.....149
D41771.....140
D41781.....151
D41801.....150
D41811.....140
D41831.....150
D41841.....140
D41851.....144
D41861.....142
D41871.....142
D41881.....142
D41951.....156
D41961.....144
D41971.....155
D41981.....155
D41991.....145
D43132.....154
D43212.....151
D43222.....152
D43232.....152
D43392.....154
D43432.....145
D43482.....154
D43492.....144
D43532.....156
D43542.....157
D43562.....157
D43572.....158
D43582.....158
D43592.....159
D43632.....153
D43642.....153
D43772.....140
D43792.....151
D43802.....150
D43812.....140
D43832.....150
D43842.....140
D43852.....144
D43862.....142
D43872.....142
D43882.....142
D43952.....156
D43962.....144
D43972.....155
D43982.....155
D43992.....145
D44012.....143
D44022.....143
D44032.....143
D44042.....159
D44052.....160
D44062.....160
D44072.....161
D44082.....161
D44092.....162
D44102.....162
D44112.....163
D44122.....163
D44252.....141
D44262.....141
D44272.....141
D44682.....149
H141175.....145
H141175-L.....146
H142175.....146

Section 6 - Hardware

H110019.....216
H110029.....216
H110039.....216
H110049.....216
H110059.....216
H110069.....216
H110079.....216
H110089.....217
H110099.....217
H110109.....217
H110119.....217
H110129.....217
H110139.....217
H110149.....217
H110155.....222
H110166.....222
H114009.....232
H114019.....232
H114029.....232
H114039.....232
H116009.....237
H116019.....237
H116039.....233
H116046.....199
H116056.....199
H116069.....200
H116072.....199
H116093.....207
H116106.....207
H116116.....207
H116129.....205
H120006.....181
H120039.....189
H120062.....198

Section 6 - Hardware (Cont)

H120136.....197
H120159.....208
H120165.....208
H120199.....184
H120226.....215
H120255.....229
H120262.....228
H120269.....229
H120279.....229
H120286.....227
H120296.....227
H120499.....201
H120509.....201
H120625.....176
H120648.....178
H120658.....178
H120809.....176
H120849.....177
H120856.....177
H120879.....177
H120896.....174
H120919.....189
H120919DD.....190
H120919PE.....190
H120929.....189
H120929DD.....190
H120941.....178
H120965.....178
H120981.....173
H121011.....172
H121041.....172
H121075.....173
H121085.....173
H121109.....172
H121119.....172
H121139.....172
H121149.....172
H121162.....173
H121192.....172
H121222.....172
H121283.....172
H121313.....172
H121346.....173
H121366.....173
H121376.....172
H121396.....172
H121406.....172
H121426.....172
H121629.....175
H121649.....175
H121679.....233
H121705.....172
H121709.....219
H121713.....172
H121726.....172
H121729.....219
H121749.....219
H121769.....219
H121789.....219
H121819.....219
H121829.....219
H121859.....219
H121869.....219
H121929.....218
H121949.....218
H121959.....216
H121969.....216
H121979.....216
H121989.....216
H122009.....216
H122019.....216
H122039.....216
H122049.....216
H122523.....174
H122525.....174
H122526.....174
H122596PI.....236
H122626PI.....236
H122696PI.....236
H122715PI.....236
H123025PI.....236
H123141.....230
H123156.....230
H123169.....230
H123175.....230
H123199.....230
H123206.....230
H123219.....230
H123229.....175
H123269.....175
H123279.....175
H123909.....216
H123929.....216
H123949.....216
H123969.....216
H124009.....216
H124029.....216
H124069.....216
H124089.....216
H140025.....225
H140039.....226
H140046.....225
H140059.....226
H140079.....225
H140086.....225
H140096.....226
H140106.....228
H140205.....223
H140215.....223
H140225.....223
H140235.....223
H140245.....223
H140255.....223
H140276.....223
H140286.....223
H140296.....223
H140306.....223
H140316.....223
H140326.....223
H140436.....223
H140456.....223
H140476.....223
H141076.....197
H141086.....197
H141106.....197
H141216.....197
H141236.....197
H141385.....201
H141399.....201
H141406.....201
H141429.....201
H141439.....201
H141606.....197
H141679.....201
H141859.....201
H141869.....201
H141886.....201
H141909.....201
H141919.....201
H141929.....201
H141935.....197
H20151.....236
H20151PI.....236
H20151PLAIN.....236
H20221.....236
H20251.....236
H20251PI.....236
H20251PLAIN.....236
H20261PI.....236
H20281.....236
H20281PI.....236
H20281PLAIN.....236
H20302.....236
H20302PI.....236
H20302PLAIN.....236
H20303.....236
H20303PLAIN.....236
H20352.....236
H20452.....236
H20452PI.....236
H20452PLAIN.....236
H20462.....236
H20475.....196
H20486.....196
H20496.....196
H20502.....236
H20502PI.....236
H20502PLAIN.....236
H20503.....236
H20503PLAIN.....236
H20512.....206
H20559.....181
H20591.....206
H20609.....180
H20619.....180
H20629.....180
H2062.....236
H20639.....181
H20641.....171
H20651.....171
H20661.....171
H20699.....183
H20709.....180
H20731.....171
H20741.....171
H20751.....171
H20761.....171
H20771.....171
H20781.....171
H20802.....173
H20811.....173
H20848.....179
H20852.....179
H20861.....179
H20889.....183
H20909.....185
H20932.....171
H20942.....171
H20952.....171
H20962.....171
H20972.....171
H20982.....171
H20991.....208
H21002.....208
H21018.....171
H21028.....171
H21038.....171
H21042.....171
H21052.....171
H21062.....171
H21079.....191
H21152.....197
H21155.....197
H21161.....197
H21201.....196
H21202.....196
H21239.....183
H21241.....223
H21259.....183

Index

Section 6 - Hardware (Cont)

H21281.....223
H21291.....223
H21302.....223
H21303.....223
H21311.....223
H21321.....223
H21332.....209
H21349.....184
H21352.....223
H21353.....223
H21371.....223
H21382.....223
H21383.....223
H21391.....223
H21402.....223
H21403.....223
H21412.....223
H21421.....223
H21431.....223
H21452.....223
H21453.....223
H21462.....223
H21472.....213
H21502.....209
H21511.....209
H21521.....209
H21532.....209
H21541.....209
H21552.....209
H21562.....209
H21571.....209
H21591.....209
H21612.....209
H21622.....209
H21819.....220
H21829.....220
H21839.....220
H21849.....220
H21869.....220
H21879.....220
H21889.....220
H21899.....220
H21909.....221
H21909M.....221
H21919.....222
H21919M.....222
H21929.....221
H21929M.....221
H21939.....222
H21939M.....222
H21949.....221
H21959.....222
H21959M.....222
H22009.....210
H22009.....221
H22009M.....221
H22019.....222
H22019M.....222
H22029.....221
H22079.....221
H22089.....221
H22099.....221
H22129M.....221
H22139M.....221
H22919.....210
H22929.....210
H22939.....210
H22949.....210
H22959.....210
H22969.....210
H22989.....210
H22989M.....210
H22999.....210
H22999M.....210
H23009M.....210
H23059.....210
H23069.....210
H23069M.....210
H23079.....210
H23109.....210
H23109M.....210
H23119.....211
H23129.....211
H23139.....211
H23149.....211
H23159.....211
H23169.....211
H23179.....211
H23189.....211
H23199.....211
H23219.....211
H23229.....211
H23239.....211
H23251.....179
H23265.....179
H23272.....179
H23273.....179
H23286.....179
H23339.....212
H23349.....212
H23359.....212
H23369.....212
H23379.....211
H23389.....211
H23402.....209
H23411.....209
H23491.....209
H23502.....209
H23611.....223
H23621.....223
H23631.....223
H23641.....223
H23652.....223
H23662.....223
H23672.....223
H23801.....225
H23851.....225
H23871.....225
H23902.....225
H23902S.....226
H23906S.....226
H24002.....225
H24002S.....226
H24006S.....226
H24041.....224
H24052.....224
H24061.....214
H24072.....214
H24073.....214
H24082.....214
H24083.....214
H24092.....214
H24093.....214
H24102.....225
H24141.....224
H24152.....224
H24153.....224
H24161.....224
H24172.....224
H24173.....224
H24181.....212
H24191.....212
H24202.....212
H24203.....212
H24249.....195
H24252.....200
H24262.....212
H24263.....212
H24271.....200
H24281.....202
H24299.....196
H24302.....202
H24312.....203
H24315.....203
H24316.....203
H24322.....203
H24325.....203
H24326.....203
H24332.....202
H24342.....202
H24352.....203
H24355.....203
H24356.....203
H24362.....203
H24366.....203
H24372.....203
H24372.....204
H24375.....203
H24376.....203
H24382.....203
H24382.....203
H24382.....204
H24385.....203
H24386.....203
H24391.....209
H24402.....209
H24412.....209
H24461.....209
H24471.....209
H24502.....209
H24511.....209
H24729.....193
H24739.....193
H24749.....193
H24759.....193
H24901.....203
H24911.....203
H24921.....203
H24921.....204
H24931.....203
H24941.....203
H24951.....203
H24951.....204
H24961.....202
H24971.....202
H25009.....231
H25019.....231
H25029.....231
H25039.....231
H25049.....231
H25059.....231
H25069.....231
H25079.....231
H25089.....231
H25099.....231
H25109.....231
H25119.....231
H25121.....204
H25131.....204
H25152.....204
H25162.....204
H25172.....204
H25182.....204
H25192.....204
H25202.....204
H25211.....204
H25221.....204
H25231.....204
H25241.....204

Section 6 - Hardware (Cont)

H26019.....193
H26029.....193
H26039.....193
H26049.....193
H26059.....193
H26069.....193
H26079.....193
H26089.....193
H26099.....193
H26109.....193
H26119.....193
H26129.....193
H26139.....193
H26149.....193
H26159.....193
H26169.....193
H26179.....193
H26189.....193
H26199.....193
H26209.....193
H26219.....193
H26229.....193
H26239.....193
H26249.....193
H26299.....193
H26309.....193
H26319.....193
H26329.....193
H26339.....192
H26349.....192
H26359.....192
H26369.....192
H26509.....192
H26519.....192
H26519.....193
H26529.....192
H26539.....192
H26549.....192
H26559.....192
H26569.....192
H26579.....192
H26589.....192
H26599.....192
H26669.....192
H26669.....193
H26679.....192
H26689.....192
H26689.....193
H26699.....192
H27009.....213
H27019.....213
H27049.....213
H27059.....213
H27089.....213
H27099.....213
H27129.....213
H27139.....213
H27149.....214
H27159.....214
H27169.....214
H27179.....214
H27459.....185
H28009.....229
H28019.....229
H28029.....229
H28039.....229
H28049.....229
H28059.....229
H28069.....229
H28079.....229
H28191.....198
H28201.....198
H28211.....198
H28222.....197
H28222.....198
H28232.....197
H28232.....198
H28242.....197
H28242.....198
H28252.....197
H28262.....197
H29549.....181
H29629.....180
H29639.....180
H29649.....186
H29659.....187
H29669.....188
H29679.....188
H29709.....238
H29719.....238
H29729.....238
H29739.....238
H29749.....240
H29752.....237
H29762.....237
H29772.....237
H29782.....237
H29792.....237
H29806.....237
H29816.....237
H29826.....237
H29836.....237
H29846.....237
H29856.....227
H29866.....227
H29892.....235
H29909.....207
H30199.....238
H30199.....238
H320019.....182
H320029.....182
H320039.....182
H320049.....182
H320059.....182
H320069.....182
H320079.....182
H320089.....182
H320099.....182
H320109.....182
H44869.....186
H44879.....187
H44909.....239
H44919.....239
H56401.....197
H56412.....197
H57602.....197
H57612.....197
H59999.....238
H59999.....238
H65579.....231
H67101.....206
H68082.....206
P22109.....195
P22119.....195
P22209.....195
P22219.....195
1E-D1A-06-S.....234
1E-D1A-12-S.....234
1M-D1A-06-S.....234
1M-D1A-12-S.....234
2E-B1C-12-T.....234
2E-D1A-06-S.....234
2E-D1A-12-S.....234
2M-B1C-12-T.....234
2M-D1A-06-S.....234
2M-D1A-12-S.....234
4E-D1A-06-H.....235
4E-D1A-06-S.....234
4E-D1A-08-H.....235
4E-D1A-10-H.....235
4E-D1A-12-H.....235
4E-D1A-12-S.....234
4E-D1A-20-H.....235
4M-D1A-06-S.....234
4M-D1A-12-S.....234

Section 7 - Stanchions

S50501.....246
S51002.....246
S51251.....246
S51502.....246
S52002.....246
S52502.....246
S53002.....246
S53409.....248
S53502.....246
S53601.....250
S53702.....250
S54009.....247
S54151.....247
S54252.....247
S54509.....247
S54752.....247
S55009.....247
S55252.....247
S55509.....248
S55759.....250
S56259.....250
S56759.....250
S58601.....249
S58702.....249
S58802.....249
S58902.....249
S59101.....249
S59202.....249
S59302.....249
S59402.....249

Section 8 - Linear Motion

L22802.....262
L22811.....262
L22821.....262
L22902.....262
L27501.....263
L27511.....263
L27511.....263
L27521.....263
L27531.....263
L27531.....263
L27542.....263
L27552.....263
L27552.....263
L27562.....263
L27562.....263
L27572.....263
L27582.....263
L27582.....263
L27592.....263
L27592.....263
L63301.....259
L63311.....259
L63331.....261
L63341.....261
L63351.....260
L63361.....260
L64151.....256
L64161.....256
L64231.....258

Index

Section 8 - Linear Motion (Cont)

L64251.....257
L64261.....257
L64261.....258
L65152.....256
L65162.....256
L65232.....258
L65242.....258
L65252.....257
L65262.....257
L65302.....259
L65312.....259
L65332.....261
L65342.....261
L65352.....260
L65362.....260
L66301.....259
L66311.....259
L66331.....261
L66341.....261
L66351.....260
L66361.....260
L67151.....256
L67161.....256
L67231.....258
L67241.....258
L67251.....257
L67261.....257
L68002.....262
L68012.....262
L68022.....262
L68032.....262
L68042.....262
L68152.....256
L68162.....256
L68232.....258
L68242.....258
L68252.....257
L68262.....257
L68302.....259
L68312.....259
L68332.....261
L68342.....261
L68352.....260
L68362.....260
L68501.....262
L68511.....262
L68521.....262

Section 9 - Tools

T40-60609.....271
T60009.....271
T60059.....270
T60309.....271
T60709.....271
T60752.....271
T60762.....271
T60869ZM.....270
T60879.....270
T60979M.....270
T60989M.....270
T60999M.....270
T61009.....270
T61069M.....270
T61079M.....271
T61089M.....271
T61099M.....271
T61109.....270
T61109.....271
T61119.....270
T61159.....271
T61201.....271
T61211.....271
T61302.....271
T61311.....271
T61352.....271
T61361.....271
T61409.....270
T61609.....271

Section 10 - Structural Profiles

P131996.....276
P22109.....282
P22119.....282
P22209.....282
P22219.....282
P50059.....277
P50109.....277
P50159.....277
P50209.....277
P50259.....277
P50309.....277
P50359.....277
P50369.....277
P50409.....277
P50419.....277
P50459.....277
P50469.....277
P82109.....278
P82119.....278
P82129.....278
P82139.....278
P82159.....278
P82169.....278
P82179.....278
P82189.....278
P82209.....278
P82219.....278
P82229.....278
P82239.....278
P82259.....278
P82269.....278
P82309.....278
P82319.....278
P82329.....278
P82339.....278
P82359.....278
P82369.....278
P82409.....278
P82419.....278
P83039.....276
P83049.....276
P83079.....276
P83089.....276
P83109.....276
P83119.....276
P83159.....276
P83169.....276
P83209.....276
P83219.....276
P83229.....276
P83239.....276
P83259.....276
P83269.....276
P83279.....276
P83289.....276
P83309.....276
P83319.....276
P83359.....276
P83369.....276
P83379.....276
P83389.....276
P83409.....276
P83419.....276
P83459.....276
P83469.....276
P83609.....276
P83619.....276
P83659.....276
P83669.....276
P83709.....276
P83719.....276
P83859.....276
P83869.....276
P83909.....276
P83919.....276
P84059.....276
P84069.....276
P84159.....278
P84169.....278
P84459.....279
P84469.....279
P84489.....279
P84499.....279
P85109.....281
P85119.....281
P85129.....280
P85129.....282
P85139.....280
P85139.....282
P85159.....281
P85169.....281
P85259.....281
P85269.....281
P85279.....281
P85289.....281
P85359.....281
P85369.....281
P85409.....281
P85419.....281
P85459.....280
P85469.....280
P85479.....280
P85489.....280
P85509.....279
P85519.....279
P85559.....279
P85569.....279
P85659.....279
P85669.....279
P85679.....279
P85689.....279
P86109.....280
P86109.....282
P86119.....280
P86119.....282
P86209.....278
P86219.....278
P86259.....278
P86269.....278
P86309.....278
P86319.....278
P86359.....278
P86369.....278
P87039.....276
P87049.....276
P87139.....276
P87149.....276

Section 11 - Kwik Tube

KTW-2000.....286
KTW-4000.....286
KTI-2000.....286
KTI-4000.....286
KTB-2000.....286
KTI-2000.....286

Section 11 - Kwik Tube (Cont)

KTI-4000.....286
KTB-2000.....286
KTB-4000.....286
KTBL-2000.....286
KTBL-4000.....286
KTR-2000.....286
KTR-4000.....286
KTESD-2M.....286
KTESD-4M.....286
KTS-2000.....286
KTS-4000.....286
KF-1.....287
KF-2.....287
KF-3.....287
KF-4.....287
KF-5.....287
KF-6.....287
KF-7.....287
KF-8.....287
KF-9.....287
KF-10.....287
KF-11.....287
KF-12.....287
KF-13.....287
KF-14.....287
KF-15.....287
KF-16.....287
KF-17.....288
KF-18.....288
KFC-1.....288
KFC-2.....288
KFC-3.....288
KFC-4.....288
KFC-5.....288
KFC-6.....288
KFC-7.....288
KFC-8.....288
KFC-9.....288
KFC-10.....288
KFC-11.....288
KFC-12.....288
KFC-13.....288
KFC-15.....288
KFC-16.....289
KFC-17.....289
KFC-18.....289
KFC-19.....289
KFC-20.....289
KRT-2000.....289
KRT-4500.....289
KRTF-2000.....289
KRTF-4500.....289
KGR-2000.....289
KGR-4500.....289
KHB-1.....289
KHB-2.....289
KHB-3.....289
KHB-4.....289
KHB-5.....289

Section 12 - Machining

M70001.....292
M70031.....292
M70051.....292
M70102.....292
M70105.....292
M70106.....292
M70121.....292
M70131.....292
M70202.....292
M70205.....292
M70206.....292
M70212.....292
M70232.....292
M70246.....293
M70252.....293
M70262.....293
M70282.....293
M70292.....293
M70302.....292
M70306.....292
M70312.....293
M70326.....293
M70345.....299
M70346.....299
M70356.....293
M70361.....293
M70366.....293
M70371.....293
M70376.....299
M70381.....293
M70391.....293
M70402.....297
M70412.....297
M70421.....297
M70431.....297
M70445.....297
M70452.....293
M70455.....293
M70461.....293
M70471.....293
M70482.....293
M70485.....293
M70502.....294
M70503.....294
M70511.....294
M70536.....293
M70542.....293
M70546.....293
M70552.....293
M70556.....293
M70562.....293
M70562.....293
M70566.....293
M70586.....299
M70592.....293
M70595.....293
M70602.....293
M70605.....293
M70611.....293
M70631.....293
M70641.....293
M70652.....298
M70661.....298
M70671.....293
M70701.....298
M70711.....298
M70721.....298
M70731.....298
M70752.....298
M70762.....298
M70782.....300
M70783.....300
M70785.....300
M70802.....298
M70811.....298
M70832.....298
M70841.....298
M70852.....298
M70861.....298
M70902.....298
M70959.....300
M71009.....300
M71509.....300
M71529.....302
M71529.....303
M71559.....300
M71569.....302
M71569.....303
M71579.....302
M71589.....302
M71599.....302
M71629.....302
M71639.....302
M71649.....302
M71669.....302
M72336.....302
M72345.....302
M72376.....302
M72396.....302
M72409.....295
M72419.....295
M72439.....295
M72449.....295
M72459.....295
M72465.....294
M72469.....295
M72479.....295
M72486.....294
M72489.....295
M72561.....296
M72572.....296
M73052.....296
M73111.....301
M73122.....301
M73125.....301
M73203.....303
M73206.....303
M75021.....301
M75032.....301
M75041.....301
M75052.....301
M75055.....301
M75066.....301
M75971.....302
M75981.....302
M75991.....302
M76002.....302
M76012.....302
M76022.....302